




ARKANSAS RAZORBACKS


2017-18

GRADUATION



18

CURRENT OR FORMER PLAYERS HAVE **GRADUATED** IN THE LAST 4 YEARS




HEAD COACH MIKE ANDERSON

Mike Anderson is one of only four current Division I coaches with 15-plus years of head coaching experience and zero losing seasons.



Coach	Schools	Years
Roy Williams	Kansas/UNC	27
Tom Izzo	Michigan State	20
Mark Few	Gonzaga	16
Mike Anderson	UAB/Missouri/Arkansas	15



NOTES AND STATS

- Taken three different programs to the NCAA Tournament
- Led the nation in steals per game four times
- Led the nation in assists once and ranked in the top 25 five times
- Ranked in the top 25 in scoring offense six times
- Ranked in the top 25 in turnover margin eight times



JERRY AND GENE JONES FAMILY

STUDENT-ATHLETE SUCCESS CENTER

There is no debate about the most influential newcomer to Razorback Athletics in 2015-16. Opened for the start of the academic year, the Jerry and Gene Jones Family Student-Athlete Success Center, was officially dedicated on September 19 with members of the Jones Family, Vice Chancellor and Director of Athletics Jeff Long, Arkansas Governor Asa Hutchinson, Southeastern Conference Commissioner Greg Sankey and hundreds of Razorback student-athletes looking on.

The 55,000 square-foot facility dedicated to the development of more than 460 Razorback student-athletes was made possible by a \$10.65 million gift from the Jones family. The Jones Success Center addresses the academic, nutritional, personal and professional development of our student-athletes and creates an integrated academic support program focused on the graduation of all student-athletes at the University of Arkansas.

The Student-Athlete Success Center is the home of the Bogle Academic Center and provides student-athletes with multiple learning environments including academic advising and course preparation, leadership training through the Razorback Leadership Academy and career planning and service learning. It also houses the Sports Nutrition Center, serving the fueling needs of student-athletes competing in 19 sports.



 **JERRY & GENE JONES FAMILY**
STUDENT-ATHLETE SUCCESS CENTER



BASKETBALL PERFORMANCE CENTER

The 66,000 square-foot Basketball Performance Center opened in the fall of 2015 and is the home of the Razorback Basketball program.

The facility includes two full-court gymnasiums, locker rooms, a weight room, an athletic training room, coaches' offices, team meeting rooms, a student-athlete lounge, study areas and an equipment room.

The largest components of the facility are two identical practice gyms, which are approximately 12,280 square feet each. Each gym has six wall mounted goals and two portable goals that are identical to the goals used in Bud Walton Arena.

A state-of-the-art video coaching system is available in each gym with a large format video display for the team's use in reviewing video footage recorded during practice through the remotely operated cameras mounted on the ceiling.

The Performance Center's training room is approximately 1,720 square feet and contains a large treadmill treatment pool, cold plunge pool, hot plunge pool and a dual extremity pool.

The weight room is 4,030 square feet with a dedicated plyometric training area, private massage rooms and strength coach offices.



This is one of the best facilities in the country

“
MIKE ANDERSON



BUD WALTON ARENA

- Arkansas is tied for the fourth-most home wins in the country during the Mike Anderson era, posting a record of 95-15 in Bud Walton Arena over the last six years.
- The Razorbacks have ranked in the top 30 in national attendance in all 24 years playing in Bud Walton Arena.





It was pretty intimidating.

“
BILLY KENNEDY
(TEXAS A&M)



You don't come here expecting to win.

“
JOHN CALIPARI
(KENTUCKY)



They're going to play fast.

“
BILLY DONOVAN
(OKC THUNDER)

In this building, they are going to beat a lot of people in here.

“
JIM BOEHEIM (SYRACUSE)





BEST PLACE TO LIVE
IN THE
SEC
FAYETTEVILLE, ARKANSAS



5

FAYETTEVILLE, AR

University of Arkansas

13

NASHVILLE, TN

Vanderbilt University

56

COLUMBIA, SC

University of South Carolina

61

KNOXVILLE, TN

University of Tennessee

63

BATON ROUGE, LA

LSU

TRADITION

BY THE NUMBERS

32

NCAA Selections

31

NCAA Appearances

22

Conference Championships

10



Sweet Sixteens

6

Final Fours

1

National Championship



PRO HOGS



PATRICK BEVERLY | LA CLIPPERS



JOE JOHNSON | UTAH JAZZ



BOBBY PORTIS | CHICAGO BULLS

RAZORBACKS IN THE NBA

37 NBA Draft Selections

12 NBA First Round Draft Picks

16 All-Star Game Appearances

3 NBA Champions



RAZORBACK BASKETBALL

Boss Hog.....1
Jerry & Gene Jones Success Center2-3
Basketball Performance Center4-5
Bud Walton Arena6-7
Fayetteville, Arkansas.....8-9
Tradition10
#ProHogs11
Table of Contents/Quick Facts.....12

COACHING STAFF

Mike Anderson14-19
Melvin Watkins20
TJ Cleveland21
Scotty Thurman.....22
Matt Zimmerman23
Jeff Daniels.....24
Will Bartlett/Adam Petway.....25
Dave England/Graduate Assistants26
Executive Assistants/Managers.....27
Nike Basketball.....28

THE PLAYERS

Roster30
TV/Radio Speed Chart.....31
The Seniors.....32-41
The Sophomores42-47
The Freshmen.....48-49
Player Game-By-Game Stats.....50-55
SEC Network56

2016-17 YEAR-IN-REVIEW

Season Notes58-59
Results60
Player Game-By-Game (P-R-A)61
Team Game-By-Game Stats.....62
Opponent Game-By-Game Stats.....63
Overall & SEC Statistics.....64
Game Highs/Lows65
Leads & Deficits66
Starting Lineups.....67
Box Scores68-79
SEC Standings & Awards80
SEC Individual Leaders.....81-82

HISTORY

Bud Walton Arena/Barnhill Arena84-87
Bud Walton Arena Records.....88
History & Memorable Games89-99
All-Americans.....100-101
Honors & Awards102-105
All-Time Final Rankings106-107
Razorbacks In The NBA108-109
Letterwinners.....110-111
Hall of Fame/Hall of Honor112

RECORDS

1,000-Point Scorers114-118
30-Point Games119
Scoring Records120-121
Field Goal Records.....122-124
Free Throw Records.....125-127
Rebounding Records.....128-129
Three-Point Field Goal Records130-132
Assist Records133
Block Records134
Steal Records135
Class Records.....136
Team Records.....137-141
Year-By-Year Comparison.....142-144
100-Point Games.....145
Miscellaneous Records.....146
Postseason Records.....147-148
All-Time Series Records149-157
Year-By-Year Records.....158
Coaching Records.....159
Year-By-Year Results.....160-174

UNIVERSITY OF ARKANSAS

Media Information176-177
The Southeastern Conference178
SEC Tournament.....179
University of Arkansas180-183
Chancellor Dr. Joseph E. Steinmetz.....184
Faculty Athletic Rep Gerald Jordan.....184
University Leadership185
Director of Athletics Jeff Long186-187
Senior Staff.....188
Head Coaches189
Basketball Support Staff.....190
Razorback Foundation, Inc.....191
The SEC, It Just Means More.....192

MEDIA GUIDE CREDITS

EDITOR
David Beall

ASSISTANT EDITORS

Patrick Pierson, Kevin Trainor, Brent Hull, Taylor McGillis, Jeri Thorpe, Brandon Langlois, Katie Beall, Mary Lynn Gibson

OTHER CONTRIBUTORS

Fayetteville Chamber of Commerce, Southeastern Conference, UA University Relations, Razorback Foundation

DESIGN SERVICES

David Beall, Trent Daniel, Ryan Miller

PRINTING

Walker 360, Montgomery, Ala.

PRIMARY PHOTOGRAPHER

Walt Beazley

CONTRIBUTING PHOTOGRAPHY

Brooklyn Nets, Charlotte Hornets, Chicago Bulls, Detroit Pistons, Hawgs Illustrated, Wesley Hitt, Houston Rockets, Jason Ivester, Milwaukee Bucks, New York Knicks, NBA/Getty Images, Phoenix Suns, Portland Trail Blazers, Los Angeles Clippers, San Antonio Spurs, Sports Illustrated, Utah Jazz.

UNIVERSITY INFORMATION

Location: Fayetteville, Ark.
Enrollment: 27,558
Founded: 1871
Colors: Cardinal (PMS 201) and White
Nickname: Razorbacks
Conference: Southeastern (SEC)
Arena (Capacity): Bud Walton Arena (19,200)

ADMINISTRATION

System President: Dr. Donald R. Bobbitt
Chancellor: Dr. Joseph E. Steinmetz
Vice Chancellor and Director of Athletics: Jeff Long
Faculty Representative: Gerald Jordan

HEAD COACH MIKE ANDERSON

Seasons: 7th at Arkansas/16th Overall
Overall Record: 328-172 (.656)
Record at Arkansas: 128-74 (.634)
SEC Record: 60-46 (.566)
In Bud Walton Arena: 95-15 (.864)

BASKETBALL STAFF

Associate Head Coach: Melvin Watkins (7th Year)
Assistant Coach: T.J. Cleveland (7th Year)
Assistant Coach: Scotty Thurman (2nd Year - 8th with program)
Director of Operations: Matt Zimmerman (7th Year)
Director of SA Development: Jeff Daniels (7th Year)
Video Coordinator: Will Bartlett (7th Year)
Head Athletic Trainer: Dave England (35th Year)
Head Strength Coach: Adam Petway (4th Year)
Graduate Assistant: Riley Hall (2nd Year)
Graduate Assistant: Velton Kennedy (1st Year)

TEAM INFORMATION

2016-17 Record: 26-10
2016-17 SEC Record: 12-6
BWA Record: 13-5
Road Record: 6-5
Neutral Record: 5-2
NLR Record: 1-0
Last 5 Games: 3-2

ALL-TIME RECORDS

Seasons: 95th
Years: 1923-24 - Present
Overall Record: 1,647-927 (.640)
All-Time Conference Record: 810-530 (.604)
All-Time SEC Record: 225-201 (.528)
NCAA Tournament Record: 42-31 (.575)

BUD WALTON ARENA

Year Opened: 1994
All-Time Record: 332-77 (.812)
All-Time SEC Record: 140-58 (.707)
Total Attendance: 6,555,688
Average Attendance: 16,029

NCAA TOURNAMENT HISTORY

National Championships: 1 (1994)
National Runner-Up: 1 (1995)
NCAA Final Fours: 6
NCAA Elite Eight: 10
NCAA Sweet Sixteen: 10
NCAA Tournament Appearances: 31*
NIT Record (App.): 5-4 (3)

* - Received a bid in 1944 but was unable to participate due to a car accident. Total number of appearances is 31.



COACHING STAFF

IN THIS SECTION

Mike Anderson	14-19
Melvin Watkins	20
TJ Cleveland	21
Scotty Thurman	22
Matt Zimmerman	23
Jeff Daniels	24
Will Bartlett/Adam Petway	25
Dave England/Graduate Assistants	26
Executive Assistants/Managers	27
Nike Basketball	28





MIKE ANDERSON

HEAD COACH - 7TH SEASON

Razorback Nation welcomed home one of its own on March 23, 2011, when Mike Anderson was named the 12th head men's basketball coach in Arkansas history. Charged with bringing back the winning tradition that was synonymous with the Razorback program throughout the '80s and '90s, Anderson enters his seventh season at Arkansas and 16th year as a head coach in 2017-18.

Anderson continued to bring Razorback basketball back to national relevance in 2016-17, leading Arkansas to a 26-10 record, a spot in the SEC Tournament Championship game and on the brink of knocking off the eventual National Champion North Carolina Tar Heels with the Sweet 16 on the line.

The Razorbacks posted the seventh-most wins in program history last season, as Anderson led his squad to 12 SEC victories for the fifth time in school history and captured six conference road victories, tying the 1994 championship team and the 2015 NCAA Tournament squad for the most in the SEC era. The Razorbacks ended the season 8-3 in their last 11 SEC road contests, the best stretch since the end of the 1993-94 and beginning of the 1994-95 seasons. Arkansas used its second-best free throw percentage in school history (.761) to post a 4-0 record in games decided by one possession and a perfect 24-0 mark when leading with two minutes left in the contest.

The outlook on Razorback basketball has never been brighter, as Anderson welcomes a top-25 recruiting class to Fayetteville for the upcoming season that features four of the top five players in the state of Arkansas. Three of the four players are listed as four-star prospects by ESPN as Anderson's staff continues to land the best talent in the state.

Not only has Anderson made Arkansas basketball relevant again on the court, but he has transformed the culture of the program and players are earning their degrees at an unprecedented rate.

During the last four years, 17 current or former players have received their degree from the University of Arkansas, including five individuals during the 2016-17 season. Seniors Dusty Hannahs, Moses Kingsley and Manuale Watkins walked across the stage, while junior Trey Thompson participated in commencement and is scheduled to complete his degree in December and wear the coveted "SEC Graduate" patch on his uniform during the 2017-18 campaign. Former Razorback great and all-time assist leader Kareem Reid walked across the stage 18 years after his final game as a Hog, and former graduate transfer Willy Kouassi graduated in the summer of 2017 with his master's degree.

A longtime assistant and associate head coach at Arkansas, Anderson spent a combined nine years as a head coach at the University of Alabama-Birmingham and the University of Missouri before returning to the Razorbacks.

One of just four current Division I head coaches with 15-plus years of experience and zero losing seasons, Anderson's 15 years at the helm of a program have resulted in a 328-172 record, 10 20-win campaigns, eight NCAA Tournament appearances, two Sweet 16 berths and a run to the 2009 Elite Eight.

During his first six seasons at Arkansas, Anderson produced a 128-74 record and was the first head coach in program history to win 18 or more games in each of his first four years. Anderson has also re-established Bud Walton Arena as one of the toughest places to play and brought excitement back to the tradition-rich program. Since his return to Fayetteville, the Razorbacks are tied for the fourth-most home victories in the country with 95 and are one of four teams in the country with 95-plus wins and 15 or fewer losses at home over the last six seasons. The 2012-13 squad posted just the third unbeaten SEC home record (9-0) in program history and the first since 1998. The success on-and-off the court has translated into fan support as Arkansas returned to the top 25 in national attendance the first six years, including No. 12 in 2016-17.

Fans caught a glimpse of the glory days in 2014-15, as the Razorbacks returned to both the NCAA Tournament and SEC Tournament championship game for the first time since 2008. Highlighted by a victory over Southern Conference champ Wofford in the second round of the NCAA Tournament and a program-record six SEC road wins, Arkansas produced the sixth-most wins in program history with a 27-9 record. Of course, the up-tempo style of play donned the "Fastest 40 Minutes in Basketball" reached another level, as the Razorbacks led the SEC in five different statistical categories, including scoring (77.4), assists (16.1) and turnover margin (+3.8).

The 2014-15 campaign brought back memories of the 1990s, as Arkansas finished second in the SEC at 13-5 and spent eight weeks ranked in both the Associated Press Top 25 and USA Today Coaches Poll. Anderson's attention to detail in skill development helped sophomore Bobby Portis become just the second Razorback in program history to be named the SEC Player of the Year by both the Associated Press and league head coaches. Portis was the first Razorback to surpass 1,000 points and 500 rebounds as a sophomore and went on to become the 12th player in program history to be selected in the first round of the NBA Draft, when he went 22nd overall to the Chicago Bulls.



In 2013-14, the Razorbacks returned to the postseason for the first time since 2008 by earning a spot in the NIT. Improving its SEC Tournament seeding by two spots for the second straight year under Anderson, Arkansas finished fifth in the league standings at 10-8, while reaching the 20-win plateau (22-12) for the first time since the aforementioned 2007-08 campaign. Highlighting the 22-win season was the program's first season sweep of SEC rival Kentucky and a 5-1 mark against teams that advanced to the Final Four of the NCAA Tournament and NIT.

The Arkansas faithful witnessed the benefits of the coach Nolan Richardson-era style of play that Anderson teaches as the Razorbacks led the SEC in scoring (80.1), assists (15.3), steals (8.4) and turnover margin (+5.5), figures that all ranked in the top 30 in the nation. Individual development was also critical to Arkansas' improvement in 2013-14 as Bobby Portis became the sixth freshman in program history to earn All-SEC honors, snagging a spot on the All-SEC second team, SEC All-Freshman squad and USBWA All-District VII team.

Anderson's ability to change the direction of programs is nothing new. He inherited a program at Missouri that had been sub-.500 for two consecutive years and within three seasons, Anderson rejuvenated the program and had the Tigers dancing toward the Sweet 16. He guided Missouri to an overall record of 111-56 (.665) in five years with 13 wins over ranked opponents, four NCAA Tournament victories and a 75-13 mark at home.

Adapting his style of play from his mentor and Hall of Fame coach, Nolan Richardson, Anderson's teams are known for playing the "Fastest 40 Minutes in Basketball." His up-tempo style and tough defense allowed Missouri to make the biggest turnaround in college basketball during the 2008-09 season, when the Tigers went from 16-16 in Anderson's second season to 31-7 a year later. The turnaround of the Missouri program was not lost on the national analysts as he was named the National Association of Basketball Coaches (NABC) National Coach of the Year and the Clair Bee Coach of the Year in 2009 after he led the Tigers to the Big 12 Tournament championship and NCAA Tournament Elite Eight.

Anderson's "Fastest 40 Minutes in Basketball" has resulted in his team's ranking among the nation's elite in multiple statistical categories, while compiling some staggering numbers that have resulted in opponents fearing the up-tempo style of play. Anderson's clubs have led the nation in steals four times and have been in the top 10 in steals nine of 15 years, while finishing in the top 30 in scoring eight times. Since 2002-03, Anderson's teams have accounted for five of the 29 team totals around the country of 350-plus steals in a season, while he has won the turnover battle in 401 of 500 career games.

Anderson led Missouri to the NCAA Tournament during each of his final three years with the program. His 2008-09 squad marched all the way to the Elite Eight, defeating nationally ranked Marquette and Memphis, before falling to Connecticut. He returned the Tigers to the postseason in 2009-10, leading

PERSONAL INFO »

Born: Dec. 12, 1959
Hometown: Birmingham, Ala.
Alma Mater: Tulsa (1982)
Wife: Marcheita
Children: Darcheita, Michael Jr., Yvonne
Named Head Hog: March 23, 2011

COACHING RECORDS »

Team	Record	Yrs
Arkansas	128-74	6
Missouri	111-57	5
UAB	89-41	4
Overall	328-172	15

COACHING HONORS »

- 2009 NABC National Coach of the Year
- 2009 Clair Bee Coach of the Year
- 2009 U.S. Olympic Trials Coach
- 2004 C-USA Coach of the Year

PLAYER HISTORY »

- 1980-82 - University of Tulsa
- 1978-80 - Jefferson (Ala.) JC
- 1975-78 - Jackson Olin (Ala.) HS




Mizzou to the second round of the tournament and completed the trifecta with a second round exit in 2010-11.

Missouri's success was due in large part to Anderson and his coaching staff, who searched for the best talent available to fill the needs of the "Fastest 40 Minutes in Basketball." That search led to back-to-back Big 12 Newcomers of the Year, Missouri's first Big 12 Defensive Player of the Year and Sixth Man of the Year and multiple All-Big 12 honors. Missouri's 2010 recruiting class was the best in the Big 12 and ranked in the top 10 in the nation by every recruiting service.

Anderson's first head coaching stop was at UAB, where in four years he amassed an 89-41 (.685) record with the Blazers. His teams made four consecutive postseason appearances, including three NCAA Tournament runs. Anderson's 2003-04 squad went all the way to the Sweet 16 after it defeated No. 2 Kentucky in the second round.

He was named the Ray Meyer Conference USA Coach of the Year in 2004 after leading the Blazers to an overall record of 22-10 and a share of the league's regular season championship. UAB's first round NCAA Tournament victory over Washington was the Blazers' first since the 1986 season and the Sweet 16 run was the first since the 1980-81 season.

While many believed that UAB would be rebuilding following its run to the Sweet 16, Anderson and his coaches went back to work developing talent and

 1980-82 - Student-Athlete	 1982-85 - Volunteer Assistant	 1985-89 - Volunteer Assistant 1989-00 - Assistant Coach 2000-02 - Assistant Head Coach	 2002-06 - Head Coach 89-41 (.680)	 2006-11 - Head Coach 111-57 (.660)	 2011-Present - Head Coach 128-74 (.634)
--	--	---	---	--	---



recruiting, and produced a 22-11 record the following year. The Blazers advanced to the second round of the NCAA Tournament and defeated SEC Western Division champion LSU in the first round of the Big Dance.

Anderson's success at both UAB and Missouri made him the ideal candidate to fill Arkansas' coaching vacancy when it opened. A 10-day search ended when Vice Chancellor and Director of Athletics Jeff Long made his hiring official on the evening of March 23, 2011.

"We are extremely excited to welcome home Mike Anderson to the University of Arkansas as our new head men's basketball coach," Long said. "Under Mike's leadership, I am confident the Razorbacks will be successful in the future on-and-off the court. The decision to hire Mike Anderson as head coach is based on my firm belief that he is the right person to lead the Razorback program today and in the years to come."

A part of the history and tradition that is Arkansas basketball, Anderson was a volunteer assistant, assistant coach, recruiting coordinator and assistant head coach over 17 seasons with the Arkansas basketball program under Richardson. During that run, the Razorbacks made 15 postseason appearances, five Sweet 16's, four Elite Eights, three Final Fours, finished as national runner-up in 1995 and won the 1994 National Championship.

Anderson was a part of perhaps the greatest run of basketball in Arkansas history as it matched many of the biggest names in the sport in total wins, NCAA Tournament appearances and Final Fours. The Razorbacks won five outright conference championships during his 17 years on the bench, an SEC Western Division title and Arkansas' only SEC Tournament championship in 2000.

Anderson's coaching career began as a volunteer assistant at his alma mater, Tulsa, where he worked with Richardson for three years before moving to Arkansas. His teams were 69-22 (.758) in those three seasons and earned two NCAA Tournament berths.

He played two seasons for Tulsa after transferring to the Golden Hurricane program from Jefferson (Ala.) Junior College. A two-year starter, Anderson averaged 12 points per game. His hard-nosed play helped Tulsa win the NIT Championship in 1981 and make the NCAA Tournament in 1982. He earned his bachelor's degree in education during the spring of 1982 from University of Tulsa.

Born in Birmingham, Alabama, Anderson was an All-State and All-City guard at Jackson Olin High School. He averaged 19 points as a senior and took his team to the state semifinals as a junior.

Anderson and his wife Marcheita have three children: Darcheita, a real estate agent, Mike Jr., a former player for Coach A while at Missouri and Yvonne, who played for Texas and is currently playing in a professional league in Italy. Anderson and his wife are also known as Popi and Mimi to their four grandchildren: Aiyana, Miikayla, Laila and Anderson.



YEAR-BY-YEAR RESULTS »

Team	Year	Record	Finish
Arkansas	2016-17	26-10	NCAA - 2nd Round
Arkansas	2015-16	16-16	--
Arkansas	2014-15	27-9	NCAA - 2nd Round
Arkansas	2013-14	22-12	NIT - 2nd Round
Arkansas	2012-13	19-13	--
Arkansas	2011-12	18-14	--
Missouri	2010-11	23-11	NCAA - 2nd Round
Missouri	2009-10	23-11	NCAA - 2nd Round
Missouri	2008-09	31-7	NCAA - Elite Eight
Missouri	2007-08	16-16	--
Missouri	2006-07	18-12	--
UAB	2005-06	24-7	NCAA - 1st Round
UAB	2004-05	22-11	NCAA - 2nd Round
UAB	2003-04	22-10	NCAA - Sweet 16, C-USA Champs
UAB	2002-03	21-13	NIT Quarterfinals



» COACH ANDERSON'S RECORD WHEN...



Overall:..... 328-172 (.656)
 Home: 223-38
 Away: 60-97
 Neutral: 45-37

At Arkansas:..... 128-74 (.634)
 Home: 95-15
 Away: 21-43
 Neutral: 12-16

At Missouri:..... 111-57 (.661)
 Home: 79-11
 Away: 16-32
 Neutral: 16-14

At UAB:..... 89-41 (.685)
 Home: 51-9
 Away: 23-24
 Neutral: 15-8

In Season Openers:..... 15-0
 At Arkansas:..... 6-0
 Home: 14-0, 6-0 at Arkansas
 Away: 0-0, 0-0 at Arkansas
 Neutral: 1-0, 0-0 at Arkansas

In Home Openers:..... 15-0
 at Arkansas..... 6-0

In Road/Neutral Openers:..... 6-9
 at Arkansas:..... 1-5

In Conference Openers:..... 7-8
 at Arkansas:..... 2-4
 Home: 6-2, 1-1 at Arkansas
 Away: 1-6, 1-3 at Arkansas

In Conference Home Openers:.... 11-4
 at Arkansas:..... 4-2

In Conference Road Openers:..... 6-9
 at Arkansas:..... 2-4

Against Ranked Teams:..... 24-53
 at Arkansas:..... 8-19
 Home: 14-14, 6-5 at Arkansas
 Away: 4-27, 2-9 at Arkansas
 Neutral: 6-12, 0-5 at Arkansas

One-Possession Games:..... 41-36
 at Arkansas:..... 17-14
 Home: 18-8, 8-3 at Arkansas
 Away: 15-20, 6-7 at Arkansas
 Neutral: 8-8, 3-4 at Arkansas

Decided by 5 Points or Less:.... 61-58
 at Arkansas:..... 28-21
 Home: 27-14, 13-4 at Arkansas
 Away: 25-32, 12-13 at Arkansas
 Neutral: 9-12, 3-4 at Arkansas

In Overtime Games:..... 10-11
 at Arkansas:..... 6-6
 Home: 8-1, 5-1 at Arkansas
 Away: 2-8, 1-4 at Arkansas
 Neutral: 0-2, 0-1 at Arkansas

Conference Games:..... 145-103
 at Arkansas:..... 60-46
 Home: 94-30, 40-13 at Arkansas
 Away: 51-73, 20-33 at Arkansas

Conference Tournaments:..... 15-14
 at Arkansas:..... 4-6

NCAA Tournaments:..... 9-8
 at Arkansas:..... 2-2

Scoring Below 50 Points:..... 0-4
 at Arkansas:..... 0-2
 Home: 0-0, 0-0 at Arkansas
 Away: 0-4, 0-2 at Arkansas
 Neutral: 0-0, 0-0 at Arkansas

Scoring 50-59 Points:..... 5-26
 at Arkansas:..... 3-12
 Home: 2-5, 2-1 at Arkansas
 Away: 1-16, 0-10 at Arkansas
 Neutral: 2-5, 1-1 at Arkansas

Scoring 60-69 Points:..... 40-63
 at Arkansas:..... 14-30
 Home: 19-13, 9-4 at Arkansas
 Away: 15-35, 4-18 at Arkansas
 Neutral: 6-15, 1-8 at Arkansas

Scoring 70-79 Points:..... 91-53
 at Arkansas:..... 39-20
 Home: 52-13, 22-5 at Arkansas
 Away: 26-26, 12-9 at Arkansas
 Neutral: 13-14, 5-6 at Arkansas

Scoring 80-89 Points:..... 115-24
 at Arkansas:..... 40-10
 Home: 84-7, 34-5 at Arkansas
 Away: 14-14, 3-4 at Arkansas
 Neutral: 17-3, 3-1 at Arkansas

Scoring 90-99 Points:..... 56-1
 at Arkansas:..... 24-0
 Home: 50-0, 21-0 at Arkansas
 Away: 3-1, 1-0 at Arkansas
 Neutral: 3-0, 2-0 at Arkansas

Scoring 100 or More Points:..... 21-1
 at Arkansas:..... 8-0
 Home: 16-0, 7-0 at Arkansas
 Away: 1-1, 1-0 at Arkansas
 Neutral: 4-0, 0-0 at Arkansas



MIKE ANDERSON VS ALL OPPONENTS

Opponent	Record	Home/Away/Neutral	Last Meeting	Opponent	Record	Home/Away/Neutral	Last Meeting
Air Force	1-0	0-0/1-0/0-0	2003 (L)	Missouri-Kansas City	2-0	2-0/0-0/0-0	2010 (W)
Akron	0-1	0-1/0-0/0-0	2015 (L)	Mount St. Mary's	1-0	1-0/0-0/0-0	2016 (W)
Alabama	4-4	3-1/1-3/0-0	2017 (W)	Murray State	2-0	2-0/0-0/0-0	2009 (W)
Alabama A&M	4-0	3-0/0-0/1-0	2012 (W)	Nebraska	7-7	4-2/3-3/0-2	2011 (L)
Alabama State	1-0	1-0/0-0/0-0	2014 (W)	Nicholls State	1-0	1-0/0-0/0-0	2003 (W)
Alcorn State	2-0	2-0/0-0/0-0	2012 (W)	North Alabama	1-0	1-0/0-0/0-0	2011 (W)
Arizona	0-1	0-0/0-0/0-1	2005 (L)	North Carolina	0-2	0-0/0-0/0-2	2017 (L)
Arizona State	0-1	0-0/0-0/0-1	2012 (L)	North Carolina A&T	2-0	2-0/0-0/0-0	2008 (W)
Arkansas	1-1	1-0/0-1/0-0	2008 (L)	North Dakota State	1-0	1-0/0-0/0-0	2016 (W)
Arkansas-Pine Bluff	3-0	3-0/0-0/0-0	2011 (W)	North Florida	3-0	3-0/0-0/0-0	2016 (W)
Army	1-0	1-0/0-0/0-0	2007 (W)	North Texas	1-0	1-0/0-0/0-0	2014 (W)
Auburn	7-1	3-1/4-0/0-0	2017 (W)	Northern Illinois	1-0	1-0/0-0/0-0	2011 (W)
Austin Peay	2-0	2-0/0-0/0-0	2016 (W)	Northwestern State	3-0	3-0/0-0/0-0	2015 (W)
Baylor	4-3	3-0/0-2/1-1	2011 (W)	Oakland	1-0	1-0/0-0/0-0	2011 (W)
Belmont	1-0	1-0/0-0/0-0	2005 (W)	Oklahoma	4-3	4-0/0-3/0-0	2012 (W)
Birmingham-Southern	2-0	2-0/0-0/0-0	2004 (W)	Oklahoma State	5-4	2-1/2-3/1-0	2017 (L)
California	1-3	1-0/0-2/0-1	2014 (L)	Ole Miss	4-5	2-2/1-3/1-0	2017 (W)
Centenary	2-0	2-0/0-0/0-0	2009 (W)	Old Dominion	3-0	3-0/0-0/0-0	2011 (W)
Central Arkansas	1-0	1-0/0-0/0-0	2011 (W)	Oral Roberts	3-1	2-0/0-1/1-0	2011 (W)
Central Florida	1-0	0-0/1-0/0-0	2006 (W)	Oregon	2-0	1-0/1-0/0-0	2011 (W)
Central Michigan	1-0	1-0/0-0/0-0	2008 (W)	Prairie View A&M	1-0	1-0/0-0/0-0	2008 (W)
Charleston Southern	1-0	1-0/0-0/0-0	2015 (W)	Presbyterian	1-0	1-0/0-0/0-0	2011 (W)
Charlotte	4-2	1-2/1-0/2-0	2011 (W)	Purdue	1-1	1-0/0-1/0-0	2008 (W)
Chattanooga	3-0	1-0/0-0/2-0	2010 (W)	Rice	1-0	0-0/1-0/0-0	2006 (W)
Cincinnati	1-3	1-0/0-2/0-1	2011 (L)	Richmond	1-3	1-1/0-2/0-0	2010 (L)
Clemson	3-1	1-0/0-1/2-0	2014 (L)	Robert Morris	1-0	1-0/0-0/0-0	2012 (W)
Colorado	9-1	5-0/4-1/0-0	2011 (W)	Saint Louis	3-0	1-0/1-0/1-0	2005 (W)
Columbia	1-0	0-0/1-0/0-0	2003 (W)	Sam Houston State	2-0	1-0/0-0/1-0	2016 (W)
Connecticut	0-2	0-0/0-1/0-1	2011 (L)	Savannah State	3-0	3-0/0-0/0-0	2013 (W)
Coppin State	3-0	3-0/0-0/0-0	2009 (W)	Seton Hall	1-0	0-0/0-0/1-0	2017 (W)
Cornell	1-0	0-0/0-0/1-0	2009 (W)	Siena	1-0	0-0/1-0/0-0	2003 (W)
Davidson	1-0	1-0/0-0/0-0	2007 (W)	SIU-Edwardsville	2-0	2-0/0-0/0-0	2013 (W)
Dayton	1-1	1-0/0-1/0-0	2015 (L)	South Alabama	3-0	1-0/1-0/1-0	2013 (W)
Delaware State	2-0	2-0/0-0/0-0	2014 (W)	South Carolina	5-3	3-1/2-1/0-1	2017 (W)
DePaul	3-3	2-0/0-2/1-1	2006 (L)	South Carolina State	1-0	1-0/0-0/0-0	2006 (W)
East Carolina	4-1	2-1/2-0/0-0	2006 (W)	South Florida	7-0	3-0/4-0/0-0	2006 (W)
Eastern Kentucky	1-0	1-0/0-0/0-0	2011 (W)	Southeastern Louisiana	2-0	2-0/0-0/0-0	2013 (W)
Evansville	2-0	2-0/0-0/0-0	2015 (W)	Southeast Missouri State	1-0	0-0/0-0/1-0	2014 (W)
Fairfield	1-0	0-0/0-0/1-0	2009 (W)	Southern	3-0	3-0/0-0/0-0	2015 (W)
Fairleigh Dickinson	1-0	1-0/0-0/0-0	2010 (W)	Southern California	1-1	0-0/0-0/1-1	2009 (W)
Florida	1-8	1-3/0-4/0-1	2017 (L)	Southern Illinois	1-0	1-0/0-0/0-0	2016 (W)
Florida A&M	1-0	1-0/0-0/0-0	2012 (W)	Southern Methodist	4-0	1-0/2-0/1-0	2014 (W)
Fordham	1-0	1-0/0-0/0-0	2008 (W)	Southern Miss	5-1	3-0/2-1/0-0	2006 (W)
Fort Wayne	1-0	1-0/0-0/0-0	2016 (W)	St. John's	0-1	0-0/0-1/0-0	2003 (L)
Georgetown	0-1	0-0/0-1/0-0	2011 (L)	Stanford	0-1	0-0/0-0/0-1	2015 (L)
Georgia	7-3	4-0/2-3/1-0	2017 (W)	Stephen F. Austin	2-0	2-0/0-0/0-0	2016 (W)
Georgia Southern	1-0	1-0/0-0/0-0	2004 (W)	Stetson	2-0	2-0/0-0/0-0	2009 (W)
Georgia Tech	0-1	0-0/0-0/0-1	2015 (L)	Syracuse	0-1	0-1/0-0/0-0	2012 (W)
Gonzaga	0-1	0-0/0-0/0-1	2013 (L)	TCU	3-1	2-0/1-1/0-0	2005 (L)
Grambling State	1-0	1-0/0-0/0-0	2011 (W)	Tennessee	6-3	3-0/2-3/1-0	2017 (W)
High Point	1-0	1-0/0-0/0-0	2013 (W)	Tennessee-Martin	2-0	2-0/0-0/0-0	2013 (W)
Houston	6-1	4-0/2-0/0-1	2016 (W)	Tennessee Tech	1-0	1-0/0-0/0-0	2015 (W)
Illinois	2-3	0-0/0-0/2-3	2011 (W)	Texas	4-2	2-0/1-2/1-0	2016 (W)
Indiana State	1-0	1-0/0-0/0-0	2014 (W)	Texas-Arlington	1-0	1-0/0-0/0-0	2016 (W)
Iona	1-0	1-0/0-0/0-0	2014 (W)	Texas-El Paso	1-1	0-0/0-1/1-0	2006 (W)
Iowa State	8-3	4-1/4-2/0-0	2014 (L)	Texas-Pan American	1-0	0-0/0-0/1-0	2010 (W)
Kansas	1-10	1-5/0-4/0-1	2011 (L)	Texas-San Antonio	1-0	1-0/0-0/0-0	2014 (W)
Kansas State	4-6	4-1/0-5/0-0	2011 (L)	Texas A&M	5-9	4-2/1-6/0-1	2017 (W)
Kentucky	4-7	2-1/1-3/1-3	2017 (L)	Texas A&M-Corpus Christi	1-0	1-0/0-0/0-0	2003 (W)
La Salle	1-0	0-0/0-0/1-0	2011 (W)	Texas Southern	1-0	1-0/0-0/0-0	2011 (W)
Lipscomb	1-0	1-0/0-0/0-0	2007 (W)	Texas Tech	7-1	4-0/1-1/2-0	2016 (W)
Longwood	1-0	1-0/0-0/0-0	2012 (W)	Tulane	3-4	3-1/0-3/0-0	2006 (W)
Louisiana	2-0	2-0/0-0/0-0	2013 (W)	Tulsa	1-0	1-0/0-0/0-0	2006 (W)
Louisiana Tech	3-0	3-0/0-0/0-0	2011 (W)	UNLV	0-1	0-0/0-1/0-0	2003 (L)
Louisville	0-4	0-1/0-1/0-2	2005 (L)	USC Upstate	1-0	1-0/0-0/0-0	2011 (W)
LSU	6-7	4-1/1-4/1-2	2017 (W)	Utah Valley	2-0	2-0/0-0/0-0	2015 (W)
Marquette	4-1	1-0/1-1/2-0	2009 (W)	Valdosta State	1-0	1-0/0-0/0-0	2006 (W)
Marshall	3-1	1-1/2-0/0-0	2006 (W)	Vanderbilt	8-4	5-1/2-2/1-1	2017 (W)
Maryland	1-0	0-0/0-0/1-0	2008 (W)	Virginia Commonwealth	3-0	2-0/1-0/0-0	2006 (W)
Massachusetts	1-0	0-0/0-0/1-0	2006 (W)	Wake Forest	1-1	1-0/0-1/0-0	2015 (L)
McNeese State	1-0	1-0/0-0/0-0	2008 (W)	Washington	1-0	0-0/0-0/1-0	2004 (W)
Memphis	3-5	2-2/0-3/1-0	2009 (W)	West Alabama	1-0	1-0/0-0/0-0	2003 (W)
Mercer	0-1	0-0/0-0/0-1	2015 (L)	West Virginia	0-1	0-0/0-0/0-1	2010 (L)
Michigan	1-1	1-0/0-1/0-0	2012 (L)	Western Illinois	2-0	2-0/0-0/0-0	2011 (W)
Michigan State	0-1	0-0/0-0/0-1	2008 (L)	Western Kentucky	0-1	0-1/0-0/0-0	2006 (L)
Milwaukee	1-0	1-0/0-0/0-0	2014 (W)	Western Michigan	0-1	0-0/0-0/0-1	2004 (L)
Minnesota	1-2	0-0/0-2/1-0	2016 (L)	Wisconsin	0-1	0-0/0-0/0-1	2012 (L)
Mississippi State	7-6	5-2/2-4/0-0	2017 (L)	Wofford	1-0	0-0/0-0/1-0	2015 (W)
Mississippi Valley State	1-0	1-0/0-0/0-0	2011 (W)	Wyoming	1-0	0-0/0-0/1-0	2011 (W)
Missouri	6-4	4-1/2-3/0-0	2017 (L)	Xavier	0-1	0-0/0-0/0-1	2009 (L)



MELVIN WATKINS

ASSOCIATE HEAD COACH - 7TH SEASON

A coaching veteran at the highest levels, Melvin Watkins is in his seventh year as associate head coach with the Razorbacks in 2017-18. A 40-year coaching career has seen him as a long-time assistant, associate head and head coach at Charlotte, Texas A&M and Missouri.

As Arkansas' recruiting coordinator and associate head coach, Watkins was retained on staff at Missouri when Anderson took the head coaching duties at the school before the 2004-05 season and a dynamic relationship formed. The Anderson-Watkins combination immediately turned Missouri into a winning program, as the team went 18-12 in their first year together. Two years later, Missouri danced into the Elite Eight and won the Big 12 Tournament, reaching heights the Tigers had not seen in many years.

One of the best recruiters and assistants in the nation, Watkins was named the Top Assistant Coach in both 2009 and 2010 by Rivals.com, as he helped Missouri advance to a pair of NCAA Tournaments, go a combined 54-18 and win the Big 12 Tournament Championship during those years.

Watkins' prowess on the recruiting trails has made its impact at Arkansas, as the Razorbacks ushered in the No. 18 ranked recruiting class in 2013 according to ESPN, which featured a pair of top-50 recruits. He also helped orchestrate a top 25 class in 2017, featuring four of the top five players in the state of Arkansas, including three of those coming to Fayetteville as four-star prospects by ESPN.

The Arkansas coaching staff continued to bring Razorback basketball back to national relevance in 2016-17, leading the Razorbacks to a 26-10 record, a spot in the SEC Tournament Championship game and to the brink of knocking off the eventual National Champion North Carolina Tar Heels with the Sweet 16 on the line.

The Razorbacks posted the seventh-most wins in program history last season, as the coaching staff led the squad to 12 SEC wins for the fifth time in school history and captured six conference road victories, tying the 1994 championship team and the 2015 NCAA Tournament squad for the most in the SEC era. The Razorbacks ended the season 8-3 in their last 11 SEC road contests, the best stretch since the end of the 1993-94 and beginning

of the 1994-95 seasons. Arkansas used its second best free throw percentage in school history (.761) to post a 4-0 record in games decided by one possession and a perfect 24-0 mark when leading with two minutes left in the contest.

In 2014-15, the Razorback fans caught a glimpse of the glory days, as Arkansas returned to the NCAA Tournament and SEC Tournament championship game for the first time since 2008. Highlighted by a victory over Southern Conference champ Wofford in the NCAA Tournament second round and a program record six SEC road wins, Arkansas produced the sixth-most wins in program history with a 27-9 record. Of course, the "Fastest 40" reached another level, as the Razorbacks led the SEC in five different statistical categories, including scoring (77.4), assists (16.1) and turnover margin (+3.8).

Watkins was instrumental in the recruitment and development of Bobby Portis, as he became just the second Razorback in program history to be named the SEC Player of the Year by both the Associated Press and league head coaches in 2014-15. Portis was the first Razorback to surpass 1,000 points and 500 rebounds as a sophomore and went on to become the 12th player in program history to be selected in the first round of the NBA Draft, when he went 22nd overall to the Chicago Bulls.

A stickler for recruiting players that are accountable both on the floor and in life, Watkins places heavy demand on his players' academic pursuits. While head coach at Texas A&M, 14 of the 17 players who completed their eligibility went on to earn degree, while the three who did not began their professional basketball careers early. His players during that time earned 15 Academic All-Big 12 first or second team honors.

Watkins joined the Missouri staff following an eight-year run as a head coach at both Texas A&M and his alma mater Charlotte. He spent six years roaming the sidelines for the Aggies between 1999 and 2004 and helped rebuild the struggling program. His efforts in recruiting landed him eight top 100 recruits, including Texas A&M's No. 4 all-time leading scorer Bernard King, 2005 NBA first round pick Antoine Wright and 2007 first team All-American and former Chicago Bull Acie Law.



Prior to landing the head coaching job at Texas A&M, Watkins was the head coach at Charlotte for two seasons and led his team to a pair of 20-win campaigns and two NCAA Tournaments. After a 19-year stint with the 49ers as an assistant and associate head coach, Watkins was given the head coaching title for the 1997 season and led his squad to a 22-9 mark and second round appearance in the NCAA Tournament. The fantastic first year for Watkins earned him Conference USA Ray Meyer Coach of the Year honors, while his second year at the helm of the program saw him guide the 49ers to another second round NCAA Tournament run.

Charlotte fans knew about Watkins long before he took over the program, as he was an All-Conference point guard for the school from 1973-77 and led the 49ers to the Final Four in 1977. Watkins then served as an assistant coach at the school for 10 years before being promoted to associate head coach, a position that he served in for nine years.

Following his standout career on the hardwood as a collegiate, Watkins was drafted by the Buffalo Braves in the fourth round of the 1977 draft. His No. 32 at Charlotte was retired following his senior season along with teammate Cedric Maxwell's No. 33.

Watkins' prep career at Reidsville High School saw him earn high school All-America honors as a senior in 1973. That season he acted as team captain and led his team to a state championship. Watkins was a three-year starter for Reidsville.

Along with his myriad of duties as a coach, Watkins has found time to be an invaluable member of the Columbia, Missouri; College Station, Texas; and Charlotte, North Carolina, communities. He is an active participant in Habitat for Humanity "Home Building Project," was a co-chair of the Battered Women's Shelter and is a member of the "100 Black Men of Charlotte" organization, a nationally known group that mentors young people and raises funds to assist individuals in their efforts to attend college.

Watkins and his wife Burrell are the parents of two sons, Manuale and Marcus, and a daughter, Keia. Marcus played basketball for Missouri, Keia is a graduate of the Missouri Medical School and Manuale completed his four-year Razorback career in 2017 and graduated from the University of Arkansas. Watkins is also the grandfather to Nathan and Eli, Keia and her husband David's two sons.





TJ CLEVELAND

ASSISTANT COACH - 7TH SEASON

A former Razorback and one of the best young recruiters in the nation, TJ Cleveland returned to the University of Arkansas in 2011 and is entering his seventh year as an assistant coach in 2017-18.

A 15-year coaching and staff veteran since his playing days at Arkansas, Cleveland's career path back to Fayetteville mirrors that of his mentor, Mike Anderson.

A player for the Razorbacks from 1998-2002, Cleveland joined Anderson's staff at the University of Alabama-Birmingham upon graduation as a video coordinator, and was named an assistant coach prior to the 2005-06 season. Cleveland joined his former coach at Missouri for the 2006-07 season and in five seasons with the Tigers, became known as a tireless worker and recruiter as well as one of the up-and-coming young coaches in the college game.

Following his third season with Missouri, Cleveland was asked to participate and was featured at Nike's Top Up & Coming Assistants Villa 7 Consortium. He has since been featured at Villa 7 five times.

Cleveland's efforts with the Arkansas backcourt were visible immediately, as the Razorbacks improved their turnover margin by 200-percent, which moved them from 101st in the nation to 19th in a single season. In four of the last five years, Arkansas has led the SEC in both turnover margin and steals, statistical categories that are synonymous with Anderson's "The Fastest 40 Minutes in Basketball."



His relentless work on the recruiting trail has helped land a top 25 class in 2017, featuring four of the top five players in the state of Arkansas, including three of those coming to Fayetteville as four-star prospects by ESPN.

Cleveland was also instrumental in the recruitment and development of Bobby Portis, as he became just the second Razorback in program history to be named the SEC Player of the Year by both the Associated Press and league head coaches in 2014-15. Portis was the first Razorback to surpass 1,000 points and 500 rebounds as a sophomore and went on to become the 12th player in program history to be selected in the first round of the NBA Draft, when he went 22nd overall to the Chicago Bulls.

The Arkansas coaching staff continued to bring Razorback basketball back to national relevance in 2016-17, leading the Razorbacks to a 26-10 record, a spot in the SEC Tournament Championship game and on the brink of knocking off the eventual National Champion North Carolina Tar Heels with the Sweet 16 on the line.

The Razorbacks posted the seventh most wins in program history last season, as the coaching staff led the squad to 12 SEC wins for the fifth time in school history and captured six conference road victories, tying the 1994 championship team and the 2015 NCAA Tournament squad for the most in the SEC era. The Razorbacks ended the season 8-3 in their last 11 SEC road contests, the best stretch since the end of the 1993-94 and beginning of the 1994-95 seasons. Arkansas used its second best free throw percentage in school history (.761) to post a 4-0 record in games decided by one possession and a perfect 24-0 mark when leading with two minutes left in the contest.

During his tenure with Missouri, Cleveland worked predominantly with the Tigers' guards, and players flourished under his tutelage. In 2006-07, Cleveland's first season at Missouri, he mentored Steffon Hannah to Big 12 Newcomer of the Year accolades. Another Cleveland trainee, J.T. Tiller, took Co-Big 12 Defensive Player of the Year honors in 2008-09.

Executing Anderson's style of play from the guard position has been instrumental in the team success that Cleveland has enjoyed both as a player and coach. Missouri ranked second in the nation in turnover margin for three straight seasons and led the nation in steals in 2010 (10.9 per game) and assists in 2009 (18.4 per contest). Cleveland's last team at Missouri ranked second in the nation in both steals per game (9.7) and turnover margin (5.4). The Tigers also ranked among the nation's top 30 in five other statistical categories, including scoring offense (10), assists per game (15), assist-turnover ratio (24), blocked shots per game (26) and scoring margin (27).

Cleveland's coaching career started at UAB where he worked his way up from video coordinator to assistant coach. In his one year as a coach with the Blazers, UAB advanced to the first round of the NCAA Tournament and ranked third in the nation in steals per game at 10.9 per contest. UAB also led Conference USA in assists, assist-turnover ratio, turnover margin and field goal percentage, while ranking second in scoring, scoring margin and steals. Former Blazer Carldeell Johnson ranked ninth in the



nation in assists per game that year with 6.3 per outing, while also ranking 20th with 2.6 steals per game.

During his time at UAB and Missouri, Cleveland worked with six eventual NBA players: Donell Taylor (Washington Wizards), Squeaky Johnson (New Orleans Hornets), first round draft pick DeMarre Carroll (Brooklyn Nets), Kim English (Detroit Pistons), Marcus Denmon (San Antonio Spurs) and Phil Pressey (Boston Celtics). Cleveland was also a teammate of current Utah Jazz guard and NBA All-Star Joe Johnson, as well as Charlotte Hornets guard Jannero Pargo.

As a player for the Razorbacks, Cleveland was instrumental in Arkansas' run to the 2000 SEC Tournament title, the only SEC Tournament championship in school history. During Arkansas' four-day run to the tournament title, Cleveland scored 23 points, grabbed 10 rebounds, dished 10 assists and had 11 steals, all off the bench.

During Cleveland's four-year career at Arkansas, the Razorbacks compiled a 76-50 overall record and made three trips to the NCAA Tournament. A two-year captain, Cleveland led the team in steals three times in his four seasons in Fayetteville and currently ranks tied for fifth on Arkansas' all-time steals list with 226. Cleveland led the Razorbacks in assists two times and three-point percentage in 1999-2000.

As a prep player for Minor High School in Birmingham, Alabama, Cleveland was an all-state and all-metro player as well as the MVP of the state tournament as a senior when he led his team to the state championship.

A 2002 graduate from Arkansas with a degree in communication, he is married to Ami (Watson) and the couple have twins: Caynen Thomas and Cayden James.



SCOTTY THURMAN

ASSISTANT COACH - 2ND SEASON

Responsible for one of the most memorable moments in Arkansas basketball history, Scotty Thurman is in his eighth year with the program and his second as an assistant coach under Mike Anderson in 2017-18.

After spending six years as the director of student-athlete development and two seasons as a radio analyst on the Razorback Sports Network, Thurman was elevated to an assistant coach role on May 11, 2016. As a member of the coaching staff, Thurman assists with recruiting, scouting reports, player development and skill instruction.

No stranger to Arkansas basketball, Thurman provided his signature moment in the final minute of the 1994 NCAA championship game, when his three-pointer with 53 seconds remaining secured a 76-72 win over Duke.

Thurman returned to the Razorbacks in 2010-11, after successful professional and business careers to assist the student-athletes associated with the men's basketball program with their growth as individuals off the court. He was also charged with bridging the gap between Arkansas' current and former players.

During his six years as director of student-athlete development, Thurman assisted with academics, was a member of the Razorback Foundation's External Operations Team, participated in the Athletic Director's Diversity Council and served on the Never Yield steering committee. He was responsible for coordinating and developing programs that enhance personal and career development, along with participating in various community service efforts.

The Arkansas coaching staff continued to bring Razorback basketball back to national relevance in 2016-17, leading

the Razorbacks to a 26-10 record, a spot in the SEC Tournament Championship game and on the brink of knocking off the eventual National Champion North Carolina Tar Heels with the Sweet 16 on the line.

The Razorbacks posted the seventh most wins in program history last season, as the coaching staff led the squad to 12 SEC wins for the fifth time in school history and captured six conference road victories, tying the 1994 championship team and the 2015 NCAA Tournament squad for the most in the SEC era. The Razorbacks ended the season 8-3 in their last 11 SEC road contests, the best stretch since the end of the 1993-94 and beginning of the 1994-95 seasons. Arkansas used its second best free throw percentage in school history (.761) to post a 4-0 record in games decided by one possession and a perfect 24-0 mark when leading with two minutes left in the contest.

As a player for the Razorbacks, Thurman's three years were some of the most decorated in program history, as he helped lead Arkansas to an 85-19 record over that span. The only player in Arkansas history to be named to the All-SEC first team three times, Thurman still ranks 10th on Arkansas' all-time scoring list with 1,650 points. He continues to hold Arkansas' single-season record for three-pointers in a season with 102 and ranks second on the career three-point chart with 267.

Following his first stint with the Razorbacks, Thurman played 11 seasons of professional basketball overseas in Lebanon, Greece, Cyprus and Italy. His successful pro career came to a close after the 2006 season and Little Rock, Arkansas, became his permanent home. There, he worked in the real estate field and, eventually, began working for Episcopal Collegiate School as Director of Community Relations, as well as being a teacher and coach.



Thurman received a bachelor's degree from Philander Smith College in 2003 and his Masters in secondary education from the University of Arkansas at Little Rock in 2012.

He and his wife Regina have two children, Scotty Jr., and Romani Elise and one grandson, Isaiah Ashton. Scotty Jr. graduated from Arkansas in the spring of 2016 as a member of the Razorback football team and is now serving as a graduate assistant for the office of student-athlete success at the University of Arkansas.





MATT ZIMMERMAN

DIRECTOR OF OPERATIONS - 7TH SEASON

An Arkansas native and University of Arkansas graduate, Matt Zimmerman returned to his alma mater in 2011 and is in his seventh year with the Razorback men's basketball program in 2017-18.

After spending five years as a member of the coaching staff, Zimmerman is in his second year as the Director of Basketball Operations and color analyst for the Razorback Sports Network.

He is involved in all facets of the program, including on-campus recruiting, student-athlete visits, team travel, summer camps and the budget.

A 20-year basketball coaching veteran at both the high school and collegiate ranks, Zimmerman has been with Mike Anderson for each of the past 15 seasons with stops at the University of Alabama-Birmingham, the University of Missouri and now at the University of Arkansas.

Known for his tireless work ethic, Zimmerman is a high-energy individual whose personality is infectious on the court. Over his 15 seasons on Anderson's staff, he has been a part of 10 20-win campaigns, eight NCAA Tournament appearances, two Sweet 16 berths and a run to the 2009 Elite Eight.

The Arkansas coaching staff continued to bring Razorback basketball back to national relevance in 2016-17, leading the Razorbacks to a 26-10 record, a spot in the SEC Tournament Championship game and on the brink of knocking off the eventual National Champion North Carolina Tar Heels with the Sweet 16 on the line.

The Razorbacks posted the seventh most wins in program history last season, as the staff led Arkansas to 12 SEC wins for the fifth time in school history and captured six conference road victories, tying the 1994 championship team and the 2015 NCAA Tournament squad for the most in the SEC era. The Razorbacks ended the season 8-3 in their last 11 SEC road contests, the best stretch since the end of the 1993-94 and beginning of the 1994-95 seasons. Arkansas used its second best free throw percentage in school history (.761) to post a 4-0 record in games decided



by one possession and a perfect 24-0 mark when leading with two minutes left in the contest.

In year four at Arkansas in 2014-15, the Razorback fans caught a glimpse of the glory days, as Arkansas returned to the NCAA Tournament and SEC Tournament championship game for the first time since 2008. Highlighted by a victory over Southern Conference champ Wofford in the NCAA Tournament second round and a program record six SEC road wins, Arkansas produced the sixth-most wins in program history with a 27-9 record. Of course, the up-tempo style of play donned the "Fastest 40 Minutes in Basketball" reached another level, as the Razorbacks led the SEC in five different statistical categories, including scoring (77.4), assists (16.1) and turnover margin (+3.8).

Zimmerman's history of developing players was on full display in 2014-15, as sophomore Bobby Portis became just the second Razorback in program history to be named the SEC Player of the Year by both the Associated Press and league head coaches. Portis was the first Razorback to surpass 1,000 points and 500 rebounds as a sophomore and went on to become the 12th player in program history to be selected in the first round of the NBA Draft, when he went 22nd overall to the Chicago Bulls.

Prior to coming to Arkansas, Zimmerman was an assistant at Missouri and helped the Tigers compile a 111-57 record in Columbia. While just 34-28 in his first two seasons, the individual improvements of the Tigers were evident in year three as Missouri was credited with the best turnaround in the nation in 2008-09, going 31-7 overall, winning the Tigers' first Big 12 Tournament Championship and advancing to the NCAA Elite Eight. That 2008-09 team's trip to the NCAA Tournament was the first of three straight postseason appearances for Missouri.

Working with both the guards and the posts, he takes great pride in the individual development of his players, and has watched some of his protégés at Missouri, DeMarre Carroll, Phil Pressey, Kim English and Marcus Denmon become some of the best players in Tiger history. Denmon completed his Missouri career as the second-best three-point shooter in school history, while English earned All-Big 12 honors and was joined by Denmon in the backcourt to create one of the most feared guard tandems in recent memory in the Big 12 Conference.

Zimmerman's first collegiate coaching position was at UAB, when he joined Anderson for his first season with the Blazers in 2002-03. In four seasons, UAB advanced to four postseason tournaments, including three straight NCAA bids and a dramatic Sweet 16 run in 2004. That year, the Blazers knocked off No. 1 seed Kentucky after defeating Washington in the first round. Along with its postseason accomplishments, UAB also won a share of the Conference USA Championship in 2004 with its impressive 12-4 league record.

During his time at UAB and Missouri, Zimmerman worked with five eventual NBA players: Donell Taylor (Washington Wizards), Squeaky Johnson (New Orleans Hornets), first round draft pick DeMarre Carroll (Toronto Raptors), Kim English (Detroit Pistons) and Phil Pressey (Boston Celtics).

Zimmerman's coaching career began in the high school ranks in Arkansas, where he spent seven years as a head coach at both Dardanelle High School and Planview-Rover



High School. He amassed an impressive 74-46 record as the head coach at Dardanelle over four seasons and guided his team in 2000 to the quarterfinals of the Class AAA State Tournament. The Sand Lizards ended the 2000 season with a record of 24-11 and a No. 7 ranking. After a 17-10 record and state tournament appearance in 2001, Zimmerman led his team to a District 4A Tournament Championship in 2002 with an 18-12 record. He earned District Coach of the Year honors in each of his final three seasons and was named the KARV Dream Team Coach of the Year and River Valley Radio Coach of the Year in 2000.

As the head coach and athletics director at Planview-Rover, Zimmerman led the Panthers to three conference championships and was selected as the 4A South Conference's Outstanding Boys Coach in 1996. His girls' team competed in the 1997 State Tournament and finished with a state ranking of No. 10.

A veteran of "The Fastest 40 Minutes in Basketball" style that Anderson employs, Zimmerman learned the basics of the system when he was a manager for his alma mater and Naismith Hall of Fame head coach Nolan Richardson. In his three years working with the Razorbacks, Arkansas won two Southwest Conference (SWC) Championships, two SWC Tournament titles and made three NCAA Tournament appearances. He was a part of Arkansas' 1990 Final Four team, which ended the year 30-5. He also assisted with Razorback Basketball Camps throughout his tenure as manager and high school coach.

A 1990 graduate of Arkansas with a degree in physical education and four years in the ROTC, Zimmerman joined the United States Army after he earned his degree. He would spend five years in the military, earning the rank of Captain, graduating from Airborne School in 1991 and serving with the 1st Infantry Division (The Big Red One) from 1991-95. His other experiences in the military included Platoon Leader, Shop Officer, Company Executive Officer and Battalion Adjutant.



JEFF DANIELS

DIRECTOR OF STUDENT-ATHLETE DEVELOPMENT - 7TH SEASON

Jeff Daniels is in his seventh year with the Razorbacks in 2017-18 and enters his second season as the Director of Student-Athlete Development. A veteran of the game, Daniels came to Arkansas after spending five years on head coach Mike Anderson's staff at Missouri.

Daniels spent five years as the Director of Basketball Operations at Arkansas, before transitioning into the Director of Student-Athlete Development prior to the 2016-17 season. Daniels is charged with coordinating programs to enhance personal and career development of the student-athletes, while engaging the players in community service efforts.

The Arkansas coaching staff continued to bring Razorback basketball back to national relevance in 2016-17, leading the Razorbacks to a 26-10 record, a spot in the SEC Tournament Championship game and on the brink of knocking off the eventual National Champion North Carolina Tar Heels with the Sweet 16 on the line.

The Razorbacks posted the seventh most wins in program history last season, as the staff led Arkansas to 12 SEC wins for the fifth time in school history and captured six conference road victories, tying the 1994 championship team and the 2015 NCAA Tournament squad for the most in the SEC era. The Razorbacks ended the season 8-3 in their last 11 SEC road contests, the best stretch since the end of the 1993-94 and beginning of the 1994-95 seasons. Arkansas used its second best free throw percentage in school history (.761) to post a 4-0 record in games decided by one possession and a perfect 24-0 mark when leading with two minutes left in the contest.

The 2014-15 campaign saw Arkansas return to its glory days of the 1990s, as the Razorbacks returned to both the NCAA Tournament and SEC Tournament championship game for the first time since 2008. Highlighted by a victory over Southern Conference champ Wofford in the NCAA Tournament second round and a program record six SEC road wins, Arkansas produced the sixth-most wins in program history with a 27-9 record.

In 2013-14, the Razorbacks returned to the postseason for the first time since 2008, by earning a spot in the NIT. Arkansas finished fifth in the league standings at 10-8 while reaching the 20-win plateau (22-12) for the first time since the aforementioned 2007-08 campaign. Highlighting the 22-win season was the program's first-ever season sweep of SEC rival Kentucky and a 5-1 mark against teams that advanced to the Final Four of the NCAA Tournament and NIT.

Daniels has been with Anderson for the past 12 years, one at Alabama-Birmingham, five at Missouri and the last six at Arkansas. Over his 12 years on Anderson's staff, he has been a part of 10 winning campaigns, seven 20-win seasons and six NCAA Tournament appearances, highlighted by a 31-win season and run to the Elite Eight in 2009 at Missouri.

Daniels joined his longtime friend at the Division I level after a 10-year coaching career at Division II Montevallo and Valdosta State. His coaching career at his alma mater, Montevallo, began in 1995 when he was named the program's fifth head coach. His teams were well known for their defensive prowess and he guided the Falcons to steady improvements throughout his tenure. He was named the Gulf South Conference Coach of the Year in 2002 before accepting a position as associate head coach at Valdosta State in 2003.

In two seasons with Valdosta State, the Blazers went 43-13, won a Gulf South Conference Championship and ranked as high as No. 3 in the nation. Daniels defensive mindset was instilled in the Blazers arsenal and Valdosta State ranked No. 1 in the nation in field goal percentage defense each of his two years with the program.

Daniels' coaching career began as a graduate assistant coach at Montevallo. He spent two years as a graduate assistant before accepting the full-time assistant position in 1986 on Rob Spivery's staff, helping guide the Falcons to its most successful stint in the program's history. Daniels first met Anderson during his junior



college playing days as the two began their post-high school careers at Jefferson State Community College in 1979-80. The teammates reached the National Junior College Athletic Association's national title game, losing to a Nolan Richardson coached Western Texas team.

Following his junior college days, Daniels began a two-year playing career at Montevallo. Daniels was awarded the Dean's Trophy for scholastic achievement as a junior and was named a captain prior to his senior campaign.

A native of Birmingham, Alabama, Daniels attended Huffman High School. He and his wife, Robbie, have two children, son Andrew (21) and daughter Makenzie (17).





ADAMPETWAY

HEAD STRENGTH AND CONDITIONING COACH - 4TH SEASON

Adam Petway is in his fifth year with the Arkansas men's basketball program in 2017-18, and his fourth as the head strength and conditioning coach after being promoted from an assistant in the summer of 2014.

Petway oversees all aspects of the Arkansas men's basketball strength and conditioning program, including its unique performance training for head coach Mike Anderson's up-tempo style and the team's nutritional guidelines.

The Arkansas coaching staff continued to bring Razorback basketball back to national relevance in 2016-17, leading the Razorbacks to a 26-10 record, a spot in the SEC Tournament championship game and on the brink of knocking off the eventual National Champion North Carolina Tar Heels with the Sweet 16 on the line.

The Razorbacks posted the seventh most wins in program history last season, as the staff led Arkansas to 12 SEC wins for the fifth time in school history and captured six conference road victories, tying the 1994 championship team and the 2015 NCAA Tournament squad for the most in the SEC era. The Razorbacks ended the season 8-3 in their last 11 SEC road contests, the best stretch since the end of the 1993-94 and beginning of the 1994-95 seasons. Arkansas used its second best free throw percentage in school history (.761) to post a 4-0 record in games decided

by one possession and a perfect 24-0 mark when leading with two minutes left in the contest.

In his time with the Razorbacks, Petway has worked diligently to ensure that his strength and conditioning style reflects Anderson's expectations. Aligning with the #Fastest40 mantra, Petway's workouts are explosive and fast. Petway's training platform is functionally bent and is specific to demands of the game and to the athlete's needs. He works closely with each player to develop individualized strength and conditioning programs.

Prior to joining Anderson and his staff at Arkansas, Petway spent two years as a basketball performance intern at Maryland. While in College Park, Maryland, Petway worked alongside Kyle Tarp and helped run all workouts in the then-new performance center and monitored each athlete's nutrition and post-workout supplementation.

Petway was also a key contributor in the player development aspect of Maryland's strength and conditioning program, and was mentored by David Adkins, who is now the player development assistant for the Washington Wizards.

The Atlanta, Georgia, native earned his degree from the United States Sports Academy in Sports Science in 2013.



WILLBARTLETT

VIDEO COORDINATOR - 7TH SEASON

Will Bartlett joined the Razorbacks in the summer of 2011 following the hiring of head coach Mike Anderson and is in his seventh year with the program in 2017-18.

No stranger to Anderson's "Fastest 40 Minutes in Basketball," Bartlett worked with Anderson for five years as a student manager and graduate assistant at Missouri before taking Arkansas' Coordinator of Basketball Operations position prior to the 2011-12 season. Bartlett was promoted to the role of Video Coordinator in fall of 2013.

In his current role, Bartlett is in charge of collecting game tapes, breaking down practice and game footage for instructional use and organizing scouting video for the Razorback coaching staff.

The Arkansas coaching staff continued to bring Razorback basketball back to national relevance in 2016-17, leading the Razorbacks to a 26-10 record, a spot in the SEC Tournament championship game and on the brink of knocking off the eventual National Champion North Carolina Tar Heels with the Sweet 16 on the line.

After earning his undergraduate degree, Bartlett was retained by Anderson and his staff to work as a graduate assistant at Missouri. In that role, he coordinated film

exchange, organized the video editing, assisted with scouting reports, oversaw the recruiting database and helped to organize summer camps.

Prior to his increased role, Bartlett was the head student manager at Missouri and helped coordinate visiting team practices, supervised campers at summer camps, set up a training program for new managers, organized practice equipment and assisted coaches with drills and workouts.

A 2009 graduate of Missouri with a degree in psychology, he also earned a master's degree in parks and recreation from Missouri in the spring of 2011. He was a multi-semester member of the Dean's List as an undergraduate and graduated in the top 15 percent of his class when he earned his master's degree.

A native of Macomb, Illinois, Bartlett is the son of David and Martha Bartlett. He was a four-year letterwinner in soccer, basketball and baseball at Macomb High School. He married the former Ashton McAllister on June 4, 2016 and the couple resides in Fayetteville.





DAVE ENGLAND

HEAD ATHLETIC TRAINER - 35TH SEASON

Dave England has been a full-time athletic trainer with the Razorbacks since 1984 and he is currently the head athletic trainer for the Arkansas men's basketball program. He also works with baseball, men's and women's tennis, men's golf and the Razorback spirit squads.

In 2016, he was recognized by the Southeastern Conference with the Chris Patrick Award, an honor handed out annually to the most outstanding athletic trainer in the SEC. In 2004, England received the District 6 Athletic Trainer Service Award from the National Athletic Trainers Association. He was honored in 2000 as the Arkansas Athletic Trainers' Association Trainer of the Year.

England also worked at Arkansas as a student and graduate assistant athletic trainer. He returned to Fayetteville, Arkansas, following a stint in the St. Louis Cardinals organization.

A 1980 graduate of Arkansas with a bachelor's of science degree in education, England worked the 1976 Cotton Bowl and the 1978 Orange Bowl football games as a student athletic trainer. He was a graduate assistant for Dean Weber in 1980-81 and went with the Hogs to the 1980 Hall of Fame Bowl. He also worked with baseball as a student and graduate assistant.

After spending some time in the lower levels of the Cardinals organization, he worked his way up to the position of head athletic trainer for the Cardinals' Double-A team in Little Rock, Arkansas. He returned to the Razorbacks in January 1984 as an assistant and was promoted to head athletic trainer in 1989.

While working with Razorback basketball, England has been to 18 NCAA tournaments and two NITs. He's made three trips to the Final Four and worked with the 1994 NCAA champions and the 1995 national runner-up. He returned to the College World Series with Razorback baseball in 1985 and 1987.

While working with football, he has been to the Liberty and Cotton bowls twice, along with trips to the Orange, Holiday and Hall of Fame bowls.

One of the founding members of the Arkansas Athletic Trainers' Association in 1987, England was inducted into the AATA Hall of Fame in 1999.

England has two daughters – Jennifer and Alyson – and two granddaughters, Ellie and Sadie. He is married to the former Heather Cullum, the director of guest services for the athletic department.



RILEY HALL GRADUATE ASSISTANT 2ND SEASON

Riley Hall is in his second year as a graduate assistant with the Razorback men's basketball program in 2017-18. Prior to coming on staff, Hall served as a student manager from 2013-16.

In his current position, Hall oversees all student managers, supervises practice preparations, directs and sends mailouts for current and future recruits and reviews film breakdown/scouting reports for potential opponents.

The Bryant, Arkansas, native graduated from the University of Arkansas in May 2016 with a bachelor's degree in kinesiology. He is currently pursuing a masters in recreation and sport management.



VELTON KENNEDY GRADUATE ASSISTANT 1ST SEASON

Velton Kennedy Jr., is in his first year as a graduate assistant with the Razorback men's basketball program in 2017-18. Prior to coming on staff, Kennedy served as a student manager from 2014-17.

In his current position, Kennedy oversees all student managers, supervises practice preparations, directs and sends mailouts for current and future recruits and reviews film breakdown/scouting reports for potential opponents.

The Little Rock, Arkansas, native graduated from the University of Arkansas in May 2017 with a bachelor's degree in recreation & sports management. He is currently pursuing a masters degree in operations management.





THE MANAGERS



TERRY MERCER

EXECUTIVE ASSISTANT

40TH SEASON

A major component of the University of Arkansas basketball program, Terry Mercer is in her 40th year as the executive assistant for Razorback basketball in 2017-18. Her friendly demeanor welcomes visitors to the offices at the Basketball Performance Center.

Mercer, whose career has spanned five head coaches, was one of the first people to welcome Mike Anderson back to Fayetteville as the two spent 17 years together in his first stint with the program.

She handles all correspondence for Coach Anderson and helps with the administrative details of the Mike Anderson Razorback Basketball Camps in addition to organizing Anderson's hectic schedule. Other duties include coordinating Coach Anderson's speaking engagements and handling the day-to-day business for associate head coach Melvin Watkins.

Mercer has enjoyed the success of the Razorback program, making four trips to the Final Four and 24 NCAA Tournament excursions.

A native of Princeton, North Carolina, she graduated from Saratoga High School in 1972, she worked for Southern Piping Company in Wilson, North Carolina, for six years before her husband, Elton, was transferred to Fayetteville.

She and Elton have a daughter, Heather (Husband Ryan), a son, Jacob (Wife Danielle), and four granddaughters, Caitlyn (15), Kenleigh (12), Lauren (16) and Laney (9).



AMANDA CREAMER

EXECUTIVE ASSISTANT

7TH SEASON

Amanda Creamer is in her seventh year with the Razorbacks as an executive assistant in 2017-18. Joining the University for a second time, Creamer was a student at Arkansas and later assisted with the recruiting efforts and summer camps for three years before leaving, only to

return when Mike Anderson was named head coach.

Prior to returning to her alma mater, Creamer was the executive assistant to Mike Anderson at Missouri. With the Tigers she maintained the day-to-day aspects of the office, handled Coach Anderson's schedule and oversaw student workers, among other duties.

Creamer was the office manager for the women's basketball team at Alabama-Birmingham (UAB) for two years before moving to Columbia. In that capacity, she assisted with the statistical crew for home games along with her other day-to-day tasks for the Blazers and their Dragon Club.

A native of Harrison, Arkansas, Creamer earned her bachelor's degree in journalism from Arkansas in 2000 and is close to earning her masters in the same discipline. In six years with the Razorbacks, she worked as a student assistant in the women's communications office as well as an intern in the men's sports information office. She began her work with men's basketball during the summer of 2001.

In addition to her work in athletic departments, Creamer has also worked with the Columbia (Mo.) Chamber of Commerce in various capacities.



Blake Rudolph
Senior | 4th Year
Chesterfield, Missouri



J.T. Plummer
Senior | 4th Year
San Antonio, Texas



Jacob Leonard
Junior | 2nd Year
Flippin, Arkansas



Clay Cunningham
Junior | 2nd Year
North Little Rock, Ark.



Alex Dellett
Senior | 1st Year
Farmington, Ark.



Tyson Hicks
Freshman | 1st Year
Sturgeon, Missouri



Tobias Johnson
Sophomore | 1st Year
Harrison, Arkansas



KOBE A.D.
MAMBA MENTALITY

[NIKE.COM/BASKETBALL](https://www.nike.com/basketball)



RAZORBACK PLAYERS

IN THIS SECTION

Roster	30
TV/Radio Speed Chart.....	31
The Seniors.....	32-41
The Sophomores	42-47
The Freshmen.....	48-49
Player Game-By-Game Stats.....	50-55
SEC Network	56



FRONT ROW, LEFT-RIGHT: Khalil Garland, Darious Hall, Daniel Gafford, Dustin Thomas, Head Coach Mike Anderson, Trey Thompson, Adrio Bailey, Gabe Osabuohien, Jalen Harris. SECOND ROW, LEFT-RIGHT: Director of Basketball Operations Matt Zimmerman, Assistant Coach TJ Cleveland, Associate Head Coach Melvin Watkins, Anton Beard, Jaylen Barford, C.J. Jones, Daryl Macon, Jonathan Holmes, Assistant Coach Scotty Thurman, Director of Student-Athlete Development Jeff Daniels, Head Athletic Trainer Dave England. THIRD ROW, LEFT-RIGHT: Video Coordinator Will Bartlett, Head Strength & Conditioning Coach Adam Petway, Equipment Manager Marcus Jennings, Graduate Assistant Velton Kennedy, Graduate Assistant Riley Hall.

2017-18 ARKANSAS MEN'S BASKETBALL ROSTER

Table with 7 columns: No., Name, Pos., Yr., Ht., Wt., Hometown/High School/Last School. Lists 13 players and their details.

*Will sit out the 2017-18 season due to NCAA transfer rules

Basketball Staff

- Head Coach: Mike Anderson (7th Year, Tulsa '82)
Associate Head Coach: Melvin Watkins (7th Year, Charlotte '77)
Assistant Coach: TJ Cleveland (7th Year, Arkansas '02)
Assistant Coach: Scotty Thurman (2nd Year, Philander-Smith '03)
Director of Basketball Operations: Matt Zimmerman (7th Year, Arkansas '90)
Director of S-A Development: Jeff Daniels (7th Year, Montevallo '82)
Video Coordinator: Will Bartlett (7th Year, Missouri '09)
Graduate Assistant Coach: Riley Hall (2nd Year, Arkansas '16)
Graduate Assistant Coach: Velton Kennedy (1st Year, Arkansas '17)
Athletic Trainer: Dave England (35th Year, Arkansas '80)
Strength & Conditioning Coach: Adam Petway (4th Year, USSA '13)
Equipment Manager: Marcus Jennings (3rd Year, Eastern Kentucky '12)

Pronunciation Guide

- Adrio Bailey: A-Dree-O
Gabe Osabuohien: oh-sah-BOY-en



#0 Jaylen Barford
Sr. | G | 6-3 | 202 | Jackson, Tenn.



#1 Trey Thompson
Sr. | F | 6-9 | 265 | Madison, Ark.



#2 Adrio Bailey
So. | F | 6-6 | 204 | Campiti, La.



#3 Khalil Garland
Fr. | G | 6-5 | 198 | Little Rock, Ark.



#4 Daryl Macon
Sr. | G | 6-3 | 185 | Little Rock, Ark.



#10 Daniel Gafford
Fr. | F | 6-11 | 234 | El Dorado, Ark.



#11 Jalen Harris
So. | G | 6-2 | 164 | Raleigh, N.C.



#13 Dustin Thomas
Sr. | F | 6-8 | 225 | Texarkana, Texas



#15 Jonathan Holmes
So. | G | 5-10 | 190 | Columbia, Ill.



#20 Darius Hall
Fr. | F | 6-6 | 210 | Little Rock, Ark.



#22 Gabe Osabuohien
Fr. | F | 6-8 | 219 | Toronto, Canada



#23 C.J. Jones
So. | G | 6-5 | 175 | Birmingham, Ala.



#31 Anton Beard
Sr. | G | 6-0 | 185 | North Little Rock, Ark.



Mike Anderson
Head Coach | 7th Season



Melvin Watkins
Associate Head Coach | 7th Season



TJ Cleveland
Assistant Coach | 7th Season



Scotty Thurman
Assistant Coach | 2nd Season





TREY THOMPSON

#1 | Senior | Forward | 6-9 | 265 | Madison, Ark. | Forrest City HS

As a Junior (2016-17)

Played in all 36 games ... averaged 2.4 points, 3.3 rebounds and 1.6 assists per contest ... finished second on the team with 29 blocks, including multiple swats in 12 games ... had the second-best assist-to-turnover ratio on the team at 2.5 with 56 assists and only 22 turnovers ... dished out a season-high six assists against Texas A&M (Feb. 22) ... shot 61.8 percent (34-55) from the field, the best field goal percentage on the team ... had a career-high 11 rebounds in a road win over Auburn (Feb. 25) ... averaged 4.5 rebounds over the final 10 games of the season ... scored a season-high eight points in victories over Missouri (Jan. 14) and Ole Miss (Feb. 18).

As a Sophomore (2015-16)

» SEC Winter Academic Honor Roll

Played in 29 games and made one start, averaging 3.1 points and 4.3 rebounds per game ... recorded 36 assists and added 27 blocks ... made his first collegiate start against Akron (Nov. 18), scoring four points and pulling down seven rebounds ... posted his first career double-digit scoring effort against Tennessee Tech (Dec. 12) with 10 points ... scored a season-high 13 points against LSU (Feb. 23), going up against Ben Simmons and adding six rebounds ... pulled down a season-high nine rebounds against Texas Tech (Jan. 30) ... recorded at least one rebound in 28 of 29 games played.

As a Freshman (2014-15)

» SEC First-Year Academic Honor Roll

Played in 14 games as a true freshman ... had five points and six rebounds on the year ... played a season-high six minutes two times, against Wake Forest (Nov. 14) and Utah Valley (Jan. 3) ... scored his first collegiate points against Utah Valley (Jan. 3), going 1-for-2 from the field and 1-for-1 from the free throw line for three points.

High School

Second-ranked player in the state of Arkansas for the class of 2014 by every recruiting outlet ... earned an ESPN.com scout grade of 79 as the 31st-ranked power forward ... ranked No. 246 overall by 247 Sports ... three-time Arkansas Democrat-Gazette honoree, highlighted by a first team selection as a senior ... led Forrest City HS to a 24-4 record and a Class 5A state championship as a senior, the school's first state championship ... named MVP of the state tournament ... averaged 17 points and 10 rebounds as a senior ... played in the inaugural Mike Conley Jr. All-Star Challenge in Little Rock with former Razorback Nick Babb ... participated in the Adidas Nations Camp prior to his senior year ... as a junior, he averaged 18 points, 11 rebounds and four blocks ... played on the AAU circuit with the Arkansas Hawks.

Personal

Born on Oct. 30, 1995 ... son of Kim Henderson and Felix Thompson ... has an older sister, Keyma, and a younger sister, Alexis ... has a younger brother, Jarvis ... mom played college basketball at Philander-Smith ... majoring in recreation and sport management and is scheduled to complete his undergraduate in December and wear the coveted "SEC Graduate" patch on his uniform during the 2017-18 campaign.

Game-by-game stats on page 50



THOMPSON'S CAREER STATISTICS

Year	GP	GS	Min	Avg	FG	FGA	Pct	3FG	3FGA	Pct	FT	FTA	Pct	Off	Def	Tot	Avg	PF	FO	Ast	TO	Blk	Stl	Pts	Avg
2014-15	14	0	33	2.4	1	5	.200	0	0	.000	3	3	1.000	3	3	6	0.4	3	0	1	4	1	1	5	0.4
2015-16	29	1	503	17.3	37	61	.607	0	0	.000	16	31	.516	28	96	124	4.3	88	6	36	33	27	13	90	3.1
2016-17	36	0	503	14.0	34	55	.618	0	1	.000	19	29	.655	30	87	117	3.3	79	0	56	22	29	22	87	2.4
TOTAL	79	1	1039	13.2	72	121	.595	0	1	.000	38	63	.603	61	186	247	3.1	170	6	93	59	57	36	182	2.3





ANTON BEARD

#31 | Senior | Guard | 6-0 | 185 | North Little Rock, Ark. | North Little Rock HS

As a Junior (2016-17)

Played in all 36 games, starting 11 contests averaged 7.2 points, 2.1 rebounds and 1.9 assists per game ... had an offensive board in 20 games ... scored in double-figures in 15 games, including a season-high 16 in three contests against Sam Houston State (Dec. 22), at Tennessee (Jan. 3) and LSU (Jan. 21) ... dished out multiple assists in 21 games ... had a team season-high and career-high seven dimes against LSU (Jan. 21) to go along with 16 points on 5-of-7 shooting from the field ... recorded a season-high six rebounds in a win over UT Arlington (Nov. 18) ... pulled down a career-high five offensive rebounds at Minnesota (Nov. 22) ... totaled a season-high four steals in two contests against Stephen F. Austin (Dec. 1) and against Vanderbilt (March 11) in the SEC Tournament semifinal game ... played 20 minute in the second round of the NCAA Tournament against No. 1 North Carolina, scoring 10 points and adding three assists.

As a Sophomore (2015-16)

Played the final 23 games of the year, averaging 7.0 points and 2.3 rebounds per game ... dished out 41 assists on the year and added 24 steals ... scored a season-high 18 points at Georgia (Jan. 23), going 5-for-9 from the field and 7-for-9 from the free throw line ... Reached double figures in points in seven games, including five times in conference play ... made 7 of his first 13 attempts of the year from behind the arc ... Recorded a 2.4 assist/turnover ratio on the year and had only two turnovers over his final six games.

As a Freshman (2014-15)

- » SEC All-Freshman team
- » SEC Freshman of the Week (Feb. 23)

Started the final 16 games of the year ... averaged 5.8 points per game and reached double-figures eight times ... named the SEC Freshman of the Week on Feb. 23, after averaging 12 points and 3.5 assists as Arkansas defeated Missouri (Feb. 18) and Mississippi State (Feb. 21) ... scored a season-high 14 points at Ole Miss (Feb. 14), sinking a season-best four three-pointers, going 4-for-4 from long range ... hit a three-pointer in 19-of-35 games and recorded at least one steal in 21-of-35 contests ... reached double-figures seven times in SEC play, including four times on the road during conference action ... played a season-high 33 minutes against Tennessee (March 13) in the SEC Tournament and recorded a season-best five assists ... had a team-high 16 charges taken during the year ... recorded his first collegiate double-figure scoring game against Wake Forest (Nov. 19) in the second game of the year ... hit two or more three-pointers in nine games and three or more treys twice ... pulled down a season-high seven rounds against Delaware State (Nov. 21) ... shot 39 percent from the field, 36 percent from behind the arc and 63 percent from the charity stripe.

High School

Ranked as a top 100 recruit by ESPN.com and 247 Sports ranked No. 79 by 247 Sports and No. 90 by ESPN.com with a scout grade of 81 ... top ranked prospect in the state of Arkansas for the class of 2014 by every recruiting outlet ... two-time Arkansas Democrat-Gazette All-State first team selection ... led North Little Rock to a 7A state championship as a senior ... named MVP of the state championship game after scoring 29 points in the 89-81 win over Springdale ... averaged 19.8 points, 4.3 rebounds, 2.2 assists and 3.8 steals as North Little Rock went 26-2 ... participated in the LeBron James Skills Academy (2013), DeRon Williams Point Guard Skills Academy (2013), NBPA Top 100 Camp (2013), Chris Paul Camp (2013) and USA Basketball Developmental Camp in Colorado Springs ... spent his first three years at Little Rock Parkview High School ... led Parkview to a pair of Class 6A state championships ... averaged 23.2 points, 5.8 rebounds, 3.1 assists and 2.5 steals as a junior at Parkview ... played on the AAU circuit with Team Penny.

Personal

Born on May 6, 1996 ... son of Katina Brown and Floyd Beard ... has three older brothers, Andrew Brooks, Jalen Beard and Eddie Withers ... has two sisters, Madison Beard and Laquita Boles ... majoring in recreation and sport management.

Game-by-game stats on page 51

BEARD'S CAREER STATISTICS

Year	GP	GS	Min	Avg	FG	FGA	Pct	3FG	3FGA	Pct	FT	FTA	Pct	Off	Def	Tot	Avg	PF	FO	Ast	TO	Blk	Stl	Pts	Avg
2014-15	35	16	662	18.9	66	172	.384	31	88	.352	35	55	.636	31	36	67	1.9	84	4	53	32	0	35	198	5.7
2015-16	23	1	481	20.9	57	164	.348	19	66	.288	27	42	.643	13	40	53	2.3	53	2	41	17	2	24	160	7.0
2016-17	36	11	755	21.0	86	213	.404	32	90	.356	56	75	.747	29	46	75	2.1	69	2	70	37	1	39	260	7.2
TOTAL	94	28	1898	20.2	209	549	.381	82	244	.336	118	172	.686	73	122	195	2.1	206	8	164	86	3	98	618	6.6







DUSTIN THOMAS

#13 | Senior | Forward | 6-8 | 225 | Texarkana, Texas | Colorado

As a Redshirt-Junior (2016-17)

Played in all 36 games ... recorded 27 starts, including each of the final 10 contests ... tallied four double-figure scoring games ... averaged 5.3 points and 3.8 rebounds per game ... had a season-high 13 points in wins over Mount St. Mary's (Nov. 28) and Seton Hall (March 17) ... pulled down a career-high nine boards in a road win over LSU (Feb. 11) ... had the second-most offensive rebounds on the team with 45, tallying multiple offensive boards in 16 games ... averaged 18.0 minutes per game, including a career-high 31 in the first round of the NCAA Tournament against Seton Hall (March 17).

As a Junior (2015-16)

» SEC First-Year Academic Honor Roll

Sat out the season due to NCAA four-year transfer rules.

As a Sophomore at Colorado (2014-15)

Played in 32 games with 11 starts ... averaged 4.4 points, 2.5 rebounds and one assist per game ... tallied three double-digit games, including a career-high 17 points on 5-of-7 shooting in home win against USC (Jan. 4) ... also went 4-of-4 at the free throw line, 3-of-3 from the three-point arc with a career-high three steals against the Trojans ... two-year high of seven rebounds and four assists in season opening win against Drexel (Nov. 14) ... came off the bench to score 12 points in home season finale win against Arizona State (March 1) ... scored 10 points in a victory over Oregon State (March 11) at the Pac-12 Tournament ... averaged 22.2 minutes a game in 11 starts, with four games scoring eight or more points ... recorded seven games with three or more rebounds ... played career-high 30 minutes at UCLA (Jan. 31).

As a Freshman at Colorado (2013-14)

Played in all 35 games with six starts ... averaged 3.6 points and 2.5 rebounds ... averaged 5.5 points and 3.5 rebounds per game in his six starts ... scored a season-high 13 points on 5-of-8 shooting in a home win against Jackson State (Nov. 16) ... played a season-high 27 minutes at UCLA (Feb. 13) ... had eight games with seven or more points ... grabbed three or more rebounds in a game 17 times, including a personal-best six boards in home win against Arizona State (Feb. 19) ... also had five key offensive rebounds in a road win against Colorado State (Dec. 3) ... entered his freshman season as the second youngest player in the Pac-12 Conference.

High School

Helped Pleasant Grove High School to 29-2 record, including 3A Region II District 15 regular season title ... advanced to the regional semifinal ... ranked a three-star prospect by Rivals.com in 2013 ... ranked No. 150 overall and the No. 28 small forward ... earned 3A Region II District 15 MVP honors after averaging 20 points, 14 rebounds, five assists and five steals ... made an astounding 48 percent of his three-point attempts ... ranked as the eighth-best senior prospect in Texas ... was a member of the National Honor Society.

Personal

Born on July 26, 1995 ... son of David and Shonda Thomas ... majoring in recreation and sport management.

Game-by-game stats on page 52



THOMAS' CAREER STATISTICS

Year	GP	GS	Min	Avg	FG	FGA	Pct	3FG	3FGA	Pct	FT	FTA	Pct	Off	Def	Tot	Avg	PF	FO	Ast	TO	Blk	Stl	Pts	Avg
2013-14 [^]	35	6	527	15.1	46	111	.414	6	33	.182	29	53	.547	33	53	86	2.5	83	1	19	49	3	7	127	3.6
2014-15 [^]	32	11	535	16.7	49	110	.445	6	19	.316	36	53	.679	26	53	79	2.5	81	3	29	34	8	12	140	4.4
2016-17	36	27	648	18.0	72	148	.486	1	5	.200	46	70	.657	45	91	136	3.8	104	4	38	36	10	23	191	5.3
TOTAL	103	44	1710	16.602	167	369	0.453	13	57	0.228	111	176	0.631	104	197	301	2.9	268	8	86	119	21	42	458	4.4

[^] - at Colorado





JAYLEN BARFORD

#0 | Senior | Guard | 6-3 | 202 | Jackson, Tenn. | Motlow State CC

As a Junior (2016-17)

Started 30 of 36 games, including the final 21 ... finished third on the team in scoring, averaging 12.8 points per game ... tallied five 20-point games, all coming away from Bud Walton Arena ... shot 90.0 percent (18-20) from the free throw line over the last seven games of the season ... pulled down multiple rebounds in each of the final 28 games of the season, including a career-high seven boards in the first round of the NCAA Tournament against Seton Hall (March 17) where he also scored 20 points ... tied for third on the team in rebounding at 3.8 per game ... finished second on the team with 72 assists and had 21 games with multiple dimes ... averaged 16.4 points per game over the final 11 contests ... scored 10-plus points in the first half in seven of the 12 road/neutral site games against an SEC opponent, including the semifinals of the SEC Tournament against Vanderbilt (March 11).

As a Sophomore at Motlow State CC (2015-16)

- » First Team All-American by the National Junior College Athletic Association (NJCAA)
- » Player of the Year by the Tennessee Community College Athletic Association (TCCAA)
- » All-Tournament First Team
- » Two-time NJCAA National Player of the Week

Played and started all 32 games ... ranked as the No. 1 junior college transfer in the 2016 class with a 94 percent composite rating by 247Sports ... led the nation in scoring at 26.2 points per game and paced the country in field goals made (310-527) and total points (837) ... ranked ninth in the country with 88 steals ... led Motlow to a 25-7 record during his sophomore season and an overall record of 48-13 during his two years ... helped the Bucs advance to the conference tournament championship game as a sophomore ... was second in school history with 1,393 career points ... scored in double figures in 31 of 32 games and reached the 20-point mark 26 times ... scored 30-plus points in 13 different games and had a stretch of seven straight games scoring at least 30 points ... recorded a career-high 45 points in the semifinal round of the conference tournament ... was the second player in school history to earn back-to-back All-America honors.

As a Freshman at Motlow State CC (2014-15)

- » Honorable Mention NJCAA All-American
- » First Team All-TCCAA

Played in 27 games with 25 starts ... averaged 20.6 points, 7.1 rebounds, 5.1 assists and 2.4 steals per game as a freshman ... ranked 22nd in the country in points per game and 21st in the nation in field goals made ... shot 52.5 percent from the field and 70.1 percent from the foul line ... In his 27 games played, he scored in double figures 26 times, including 17 games with 20-plus points ... Recorded six double-doubles on the year.

High School

Attended South Side High School in Jackson, Tennessee ... named the West Tennessee Player of the Year during his senior season ... led his team to the Class AA State Championship as a senior, averaging 22.5 points, three assists and three steals per game ... earned District 14-AA Player of the Year honors and named to multiple all-district and all-region teams.

Personal

Born on Jan. 23, 1996 ... son of Lisa and Joe Curry ... majoring in sociology.

Game-by-game stats on page 53



BARFORD'S CAREER STATISTICS

Year	GP	GS	Min	Avg	FG	FGA	Pct	3FG	3FGA	Pct	FT	FTA	Pct	Off	Def	Tot	Avg	PF	FO	Ast	TO	Blk	Stl	Pts	Avg
2016-17	36	30	914	25.4	174	397	.438	29	109	.266	82	109	.752	39	97	136	3.8	81	0	72	71	6	44	459	12.8
TOTAL	36	30	914	25.4	174	397	.438	29	109	.266	82	109	.752	39	97	136	3.8	81	0	72	71	6	44	459	12.8





DARYL MACON

#4 | Senior | Guard | 6-3 | 185 | Little Rock, Ark. | Holmes CC

As a Junior (2016-17)

- » SEC Player of the Week (Feb. 20)
- » Lone Star Shootout MVP
- » SEC All-Tournament Team

Played in all 36 games and made 21 starts ... finished second on the team in scoring, averaging 13.4 points per game ... scored in double figures in 27 games ... averaged 15.2 points per game in the postseason, scoring 15-plus points in four of the five games ... pulled down three-plus boards 18 times, including five of the last six games ... lead the team with 13 three-plus assist games ... recorded five games of five-plus assist, three more than any other player on the team ... averaged 16.7 points per game in the conference tournament, helping the Razorbacks earn a trip championship game for the second time in the last three years ... finished second on the team, seventh in the SEC and 46th in the country in free throw percentage at 86.6 percent (136-157) ... scored a season-high 30 points on 10-of-13 shooting off the bench, including 6-of-9 from behind the arc, in Arkansas' win over Ole Miss (Feb. 18) ... was one of four Razorbacks in the SEC era to score 30 points in a game off the bench ... went 14-for-14 from the charity stripe against Texas (Dec. 17) and 12-of-13 against at Tennessee (Jan. 3) ... his 14-of-14 performance from the line against Texas was the second most makes in program history without a miss ... was the only player in the last 30 years to have 13-plus points, seven-plus rebounds, five-plus assists and four-plus steals in his Razorback debut.

As a Sophomore at Holmes CC (2015-16)

- » Region XXIII Player of the Year
- » Third Team All-America honors by the National Junior College Athletic Association (NJCAA)
- » All-Region XXIII Tournament Team

Played in 18 games with five starts ... ranked as the No. 3 junior college transfer in the 2016 class with a 93 percent composite rating by 247Sports ... averaged 23.9 points, 3.7 rebounds and 3.2 assists per game ... ranked sixth in the NJCAA in points per game ... shot 49.0 percent from the field and 37.6 percent from beyond the arc ... shot 82.9 percent from the foul line, which was 51st in the NJCAA ... ranked 37th in the NJCAA with 145 made foul shots made (145-175), despite missing seven games ... had five 30-point efforts, including performances of 37, 33 and 31 in the final three games of his NJCAA career ... reached double figures in 17 of 18 games, while scoring 20 points in 12 of 18 games.

As a Freshman at Holmes CC (2014-15)

- » Region XXIII Player of the Year
- » First Team All-America honors by the National Junior College Athletic Association (NJCAA)

Played in 32 games with eight starts ... helped lead Holmes CC to the NJCAA Elite Eight ... averaged 23 points, 4.1 rebounds and 3.1 assists per game ... 23 points per game ranked fourth in the NJCAA ... shot 46.5 percent from the field and 36.9 percent from beyond the arc ... shot 88.5 percent from the foul line, which was fourth in the NJCAA ... ranked second in the NJCAA with 230 made foul shots (230-260) ... had four 30-point efforts, including 32 three times in the first nine games of the season ... reached double figures in all 32 games while scoring 20 points in 24 of 32 games.

High School

Attended Parkview High School in Little Rock, Arkansas ... averaged 21.2 points per game and shot over 40 percent from three-point land as a senior ... named first team 6A All-State following his senior season ... was teammates with Anton Beard ... played on the AAU circuit for the Arkansas Hawks.

Personal

Born on Nov. 29, 1995 ... son of Deloise and Daryl Macon Sr. ... has two sisters, Tiffany and Tierra ... majoring in sociology.

Game-by-game stats on page 53

MACON'S CAREER STATISTICS

Year	GP	GS	Min	Avg	FG	FGA	Pct	3FG	3FGA	Pct	FT	FTA	Pct	Off	Def	Tot	Avg	PF	FO	Ast	TO	Blk	Stl	Pts	Avg
2016-17	36	21	908	25.2	141	311	.453	65	168	.387	136	157	.866	19	76	95	2.6	65	1	80	65	2	41	483	13.4
TOTAL	36	21	908	25.2	141	311	.453	65	168	.387	136	157	.866	19	76	95	2.6	65	1	80	65	2	41	483	13.4







ADRIO BAILEY

#2 | Sophomore | Forward | 6-6 | 204 | Campti, La. | Lakeview HS

As a Freshman (2016-17)

Played 27 games, starting twice ... recorded season highs in scoring (14), rebounds (7) and assists (2) in a win over Austin Peay (Dec. 3), shooting 7-of-8 from the field ... played a season-high 19 minutes in the second round game of the NCAA Tournament against No. 1 North Carolina (March 19), recording a season-high three steals and adding four points ... went 3-of-3 from the field in a win over Alabama (Feb. 1), finishing with seven points, three rebounds, one block and one steal.

High School

Attended Lakeview High School in Campti, Louisiana ... ranked as the No. 11 player in the state of Louisiana and the No. 50 small forward in the 2016 class by Rivals.com ... rated as a three-star player by 247Sports, Rivals.com, Scout.com and Future150.com ... averaged 19.5 points, 12.7 rebounds and 3.9 blocks as a senior ... averaged 15 points, 10 rebounds, four assists, three steals and 2.3 blocks as a junior ... led the Gators to a 34-4 record and a Class 2A runner-up finish ... played for Urban DFW on the AAU circuit.

Personal

Born June 24, 1997 ... son of Major Bailey Sr. and Clarethia Bailey ... father played college football at Northwestern State University ... majoring in kinesiology.

Game-by-game stats on page 54



BAILEY'S CAREER STATISTICS

Year	GP	GS	Min	Avg	FG	FGA	Pct	3FG	3FGA	Pct	FT	FTA	Pct	Off	Def	Tot	Avg	PF	FO	Ast	TO	Blk	Stl	Pts	Avg
2016-17	27	2	200	7.4	22	39	.564	0	0	.000	6	19	.316	13	22	35	1.3	29	0	7	11	7	14	50	1.9
TOTAL	27	2	200	7.4	22	39	.564	0	0	.000	6	19	.316	13	22	35	1.3	29	0	7	11	7	14	50	1.9





C.J. JONES

#23 | Sophomore | Guard | 6-5 | 175 | Birmingham, Ala. | Central Park Christian

As a Freshman (2016-17)

Played in 21 games averaged 2.4 points per contest ... had two double-figure scoring efforts ... scored a season-high 11 points in his debut against Southern Illinois (Nov. 14), going 3-of-5 from the field, 2-of-4 from deep ... made a season-high three three-pointers and had three block against Austin Peay (Dec. 3), tying his season-high with 11 points ... scored 36 of his 51 points from behind the arc.

High School

Attended Central Park Christian in Birmingham, Alabama ... ranked as the No. 6 player in the state of Alabama and the No. 70 shooting guard in the 2016 class by Rivals.com ... tabbed as a three-star player with an 81 percent composite rating by 247Sports ... averaged 28 points, 6 rebounds, 4 assists and 3 steals per game as a senior ... led the team in scoring in his final two years with the Eagles ... played for Birmingham Storm on the AAU circuit.

Personal

Born Feb. 9, 1998 ... son of Chad Jones and Delena Chappel ... has younger brother, Colby ... father played college basketball at UAB ... majoring in kinesiology.

Game-by-game stats on page 54



JONES' CAREER STATISTICS

Year	GP	GS	Min	Avg	FG	FGA	Pct	3FG	3FGA	Pct	FT	FTA	Pct	Off	Def	Tot	Avg	PF	FO	Ast	TO	Blk	Stl	Pts	Avg
2016-17	21	0	126	6.0	17	36	.472	12	24	.500	5	7	.714	0	13	13	0.6	11	0	6	4	5	1	51	2.4
TOTAL	21	0	126	6.0	17	36	.472	12	24	.500	5	7	.714	0	13	13	0.6	11	0	6	4	5	1	51	2.4



JALEN HARRIS

#11 | Sophomore | Guard | 6-2 | 164 | Raleigh, N.C. | New Mexico

As a Freshman at New Mexico (2016-17)

Played 20.6 minutes per game for the Lobos, appearing in all 31 contests and making 18 starts as a freshman ... averaged 4.5 points and 2.3 assists per game and scored a career-high 15 points against Nevada on Jan. 7, finishing one rebound shy of a double-double ... finished third on New Mexico's squad with 2.3 assists per game, including a season-best eight dimes against Utah State on Jan. 4 ... recorded a steal in 17 games, finishing second on the team with 25 takeaways, including a career-high three steals in two different contests.

High School

Played his prep career under head coach Brian Clifton at Word of God Christian Academy in Raleigh, North Carolina ... rated a top-15 recruit in the state of North Carolina and led his high school team to a top-40 ranking in the state by MaxPreps ... played for John Wall's summer team.

Personal

Born on Nov. 13, 1996 ... son of Mark Harris, Jr. and Tamara Harris ... had one sister, Haley ... majoring in communications.

Game-by-game stats on page 55



HARRIS' CAREER STATISTICS

Year	GP	GS	Min	Avg	FG	FGA	Pct	3FG	3FGA	Pct	FT	FTA	Pct	Off	Def	Tot	Avg	PF	FO	Ast	TO	Blk	Stl	Pts	Avg
2016-17 [^]	31	18	639	20.6	47	107	.439	7	27	.259	38	51	.745	2	54	56	1.8	64	0	72	40	3	25	139	4.5
TOTAL	31	18	639	20.6	47	107	.439	7	27	.259	38	51	.745	2	54	56	1.8	64	0	72	40	3	25	139	4.5

[^] - at New Mexico



JONATHAN HOLMES

#15 | Sophomore | Guard | 5-10 | 190 | Columbia, Ill. | Columbia HS

As a Freshman (2016-17)

» SEC First-Year Academic Honor Roll

Played in six games as a walk-on ... recorded his first action against Austin Peay (Dec. 3), pulling down his lone rebound of the year ... scored first career points in a win over Georgia (March 4).

Personal

Born on March 24, 1998 ... son of David and Tracey Holmes ... has two brothers, Jordan and Jackson ... majoring in business management.



HOLMES' CAREER STATISTICS

Year	GP	GS	Min	Avg	FG	FGA	Pct	3FG	3FGA	Pct	FT	FTA	Pct	Off	Def	Tot	Avg	PF	FO	Ast	TO	Blk	Stl	Pts	Avg
2016-17	6	0	7	1.2	1	5	.200	0	4	.000	0	0	.000	0	1	1	0.2	1	0	0	0	0	0	2	0.3
TOTAL	6	0	7	1.2	1	5	.200	0	4	.000	0	0	.000	0	1	1	0.2	1	0	0	0	0	0	2	0.3



KHALIL GARLAND

#3 | Freshman | Guard | 6-5 | 198 | Little Rock, Ark. | Parkview HS

High School

- » Two-time All-State selection
- » Two-time All-Conference selection
- » 2016 5A State Tournament MVP

Attended Parkview High School in Little Rock, Arkansas ... led the Patriots to a 28-6 record and a trip to 5A State Championship game as a senior ... ranked as the No. 2 player in the state of Arkansas, No. 12 guard in the 2017 class and No. 55 overall by ESPN ... rated a four-star player by ESPN and 247Sports.com, while Rivals.com, Scout.com and Future150.com all rate him as a three-star prospect ... averaged 12.9 points, 3.7 rebounds, 2.1 assists and 1.6 steals during his senior year at Parkview ... tallied 22 double-figure scoring games, including a season-high 36-point scoring effort against fellow 2017 Razorback signee Daniel Gafford's El Dorado Wildcats ... averaged 11.8 points, 3.6 rebounds, 2.0 assists and 1.2 steals per game for Team Penny out of Memphis, which participated on the Nike EYBL circuit and in the Nike Peach Jam.

Personal

Born on Dec. 15, 1998 ... son of Alan and Monique Garland ... has one sister, Amaiya Garland ... majoring in physical education.



DANIEL GAFFORD

#10 | Freshman | Forward | 6-11 | 234 | El Dorado, Ark. | El Dorado HS

High School

- » Two-time All-State selection
- » Two-time All-Conference selection
- » Two-time All-County selection
- » Second team All-Arkansas Democrat-Gazette in 2016

Attended El Dorado High School in El Dorado, Arkansas ... led the Wildcats to a 28-5 record and a trip to the 6A State Title game as a senior ... ranked as the top player in the state of Arkansas and the No. 11 power forward in the 2017 class by 247Sports.com ... rated as a four-star player by ESPN, 247Sports.com, Rivals.com, Scout.com, and Future150.com ... a consensus top 50 player, rated as high as No. 33 in the 2017 class by Rivals.com ... averaged 17.4 points, 16 rebounds, 7.7 blocks, 2.5 steals and 1.4 assists per game as a senior ... tallied 11 triple-doubles and 18 double-doubles in his final year at El Dorado ... scored in double figures in 31 of 33 games, including nine 20-point games and two games of 30 points or more ... had 10-plus blocks in 11 games ... pulled down 10-plus rebounds in 31 games, including seven games of 20 or more boards and one 30-rebound performance.

Personal

Born on Oct. 1, 1998 ... son of Wayne Gafford and Teresa Frazier ... has four siblings ... majoring in sport management.





DARIOUSHALL

#20 | Freshman | Forward | 6-6 | 210 | Little Rock, Ark. | Mills Univ. Studies HS

High School

- » Three-time All-State selection
- » Three-time All-Conference selection
- » 2017 5A State Tournament MVP

Attended Mills University Studies High School in Little Rock, Arkansas ... led the Comets to a 31-2 record and 5A State Championship as a senior, defeating fellow 2017 Razorback signee Khalil Garland and the Parkview Patriots in the championship ... ranked as the No. 4 player in the state of Arkansas and the No. 50 power forward in the 2017 class by 247Sports.com ... earned a four-star rating by ESPN, while Rivals.com, 247Sports.com, Scout.com and Future150.com all rate him as a three-star prospect ... averaged 14.8 points, 8.0 rebounds, 2.0 assists and 1.8 steals per game as a senior ... tallied 26 double-figure scoring games, including 10 double-doubles ... a member of Team Magic Elite, Hall participated in the Adidas Uprising Gauntlet, averaging 15.3 points, 7.0 rebounds, 2.2 steals and 1.0 assists in 11 games ... played in the Nike EYBL Peach Jam for Team Penny where he averaged 12.6 points per game in the summer of 2015.

Personal

Born on Dec. 11, 1997 ... son of Alice Plant and the late Shawn Hall ...has three siblings ... majoring in sport management.



GABEOSABUOHEN

#22 | Freshman | Forward | 6-8 | 219 | Toronto, Canada | Southwest Christian Aca.

High School

Pronounced oh-sah-BOY-en ... ranked the No. 5 player in the state of Arkansas and the No. 63 small forward in the country by 247Sports.com ... played his prep career at Little Rock's Southwest Christian Academy ... averaged 11 points, seven rebounds and four assists as a senior for a team that went 31-2 and advanced to the NACA National Championships ... averaged 12 points and eight rebounds as a junior and played AAU with Grassroots Canada, before joining Team Loaded North Carolina on the Adidas Circuit the last two seasons.

Personal

Born on Oct. 27, 1998 ... son of Kingsley and Roseline Osabuohien ... has two siblings, Precious and Jessica ... currently undeclared arts & sciences.





#1 » TREY THOMPSON

2014-15 (Freshman)

Opponent	Min	FG-A	3-A	FT-A	Reb	PF	A	TO	Blk	Stl	Pts
Alabama State	DNP	--	--	--	--	--	--	--	--	--	--
Wake Forest	6	0-2	0-0	0-0	1	1	0	1	0	0	0
Delaware State	5	0-1	0-0	0-0	1	0	1	0	0	0	0
at SMU	DNP	--	--	--	--	--	--	--	--	--	--
North Texas	1	0-0	0-0	0-0	1	0	0	0	0	0	0
Iona	DNP	--	--	--	--	--	--	--	--	--	--
at Iowa State	DNP	--	--	--	--	--	--	--	--	--	--
at Clemson	DNP	--	--	--	--	--	--	--	--	--	--
Dayton	0	0-0	0-0	0-0	0	0	0	0	0	0	0
Southeast Missouri	3	0-0	0-0	0-0	1	1	0	0	0	0	0
Milwaukee	3	0-0	0-0	0-0	1	0	0	0	0	0	0
Northwestern St.	DNP	--	--	--	--	--	--	--	--	--	--
Utah Valley	6	1-2	0-0	1-1	0	0	0	1	0	0	3
at Georgia	DNP	--	--	--	--	--	--	--	--	--	--
Vanderbilt	DNP	--	--	--	--	--	--	--	--	--	--
at Tennessee	DNP	--	--	--	--	--	--	--	--	--	--
Ole Miss	DNP	--	--	--	--	--	--	--	--	--	--
Alabama	DNP	--	--	--	--	--	--	--	--	--	--
at Missouri	DNP	--	--	--	--	--	--	--	--	--	--
Tennessee	DNP	--	--	--	--	--	--	--	--	--	--
at Florida	DNP	--	--	--	--	--	--	--	--	--	--
South Carolina	3	0-0	0-0	0-0	0	0	0	0	1	0	0
Mississippi State	2	0-0	0-0	2-2	0	0	0	2	0	1	2
at Auburn	1	0-0	0-0	0-0	0	0	0	0	0	0	0
at Ole Miss	DNP	--	--	--	--	--	--	--	--	--	--
Missouri	1	0-0	0-0	0-0	0	1	0	0	0	0	0
at Mississippi State	DNP	--	--	--	--	--	--	--	--	--	--
Texas A&M	DNP	--	--	--	--	--	--	--	--	--	--
at Kentucky	1	0-0	0-0	0-0	0	0	0	0	0	0	0
at South Carolina	1	0-0	0-0	0-0	0	0	0	0	0	0	0
LSU	DNP	--	--	--	--	--	--	--	--	--	--
vs Tennessee	0	0-0	0-0	0-0	0	0	0	0	0	0	0
vs Georgia	DNP	--	--	--	--	--	--	--	--	--	--
vs Kentucky	DNP	--	--	--	--	--	--	--	--	--	--
vs Wofford	DNP	--	--	--	--	--	--	--	--	--	--
vs North Carolina	DNP	--	--	--	--	--	--	--	--	--	--
Totals	33	1-5	0-0	3-3	3	3	1	4	1	1	5

2015-16 (Sophomore)

Opponent	Min	FG-A	3-A	FT-A	Reb	PF	A	TO	Blk	Stl	Pts
Southern	17	1-4	0-0	0-2	4	2	1	0	0	0	2
Akron	22	2-4	0-0	0-0	7	3	2	1	1	1	4
Charleston Southern	21	2-2	0-0	0-0	6	4	0	4	2	1	4
vs Georgia Tech	7	0-0	0-0	0-0	1	2	0	1	0	0	0
vs. Stanford	DNP	--	--	--	--	--	--	--	--	--	--
Northwestern State	DNP	--	--	--	--	--	--	--	--	--	--
at Wake Forest	DNP	--	--	--	--	--	--	--	--	--	--
Evansville	4	0-0	0-0	0-0	0	0	1	0	0	0	0
Tennessee Tech	26	5-7	0-0	0-0	7	3	2	1	2	1	10
Mercer	15	2-2	0-0	0-0	3	1	2	1	0	0	4
North Florida	21	1-4	0-0	2-2	7	3	5	0	0	1	4
at Dayton	7	1-1	0-0	0-2	3	4	2	1	0	0	2
at Texas A&M	23	1-3	0-0	4-5	6	2	1	3	1	0	6
Vanderbilt	18	1-2	0-0	0-0	3	3	1	1	0	0	2
Mississippi State	12	1-1	0-0	0-0	5	3	0	3	2	0	2
at Mizzou	22	1-1	0-0	1-1	4	4	3	0	1	0	3
at LSU	19	1-3	0-0	2-2	7	5	1	1	0	0	4
Kentucky	21	1-2	0-0	0-0	4	5	3	0	1	0	2
at Georgia	18	0-1	0-0	0-0	2	2	0	2	2	0	0
Texas A&M	14	3-3	0-0	1-3	1	5	1	2	1	1	7
Texas Tech	22	1-1	0-0	0-2	9	5	2	0	4	1	2
at Florida	20	0-0	0-0	0-0	5	3	0	2	0	1	0
TENNESSEE	15	1-1	0-0	3-4	5	3	1	2	3	1	5
at Mississippi State	17	0-2	0-0	1-2	5	3	0	1	2	0	1
at Ole Miss	11	0-0	0-0	0-2	1	0	2	0	0	1	0
Auburn	20	2-3	0-0	0-0	1	1	2	3	1	1	4
Mizzou	16	2-3	0-0	0-0	4	3	1	0	1	0	4
LSU	29	6-6	0-0	1-2	6	3	1	1	1	1	13
at Tennessee	20	2-3	0-0	1-2	7	4	1	1	1	1	5
at Alabama	13	0-1	0-0	0-0	2	5	1	0	0	0	0
South Carolina	23	0-1	0-0	0-0	6	2	0	1	1	1	0
vs Florida	10	0-0	0-0	0-0	3	5	0	1	0	0	0
Totals	503	37-61	0-0	16-31	124	88	36	33	27	13	90

2016-17 (Junior)

Opponent	Min	FG-A	3-A	FT-A	Reb	PF	A	TO	Blk	Stl	Pts
Fort Wayne	13	2-2	0-0	1-2	4	3	1	0	2	0	5
Southern Illinois	15	1-3	0-0	2-2	4	3	1	1	0	1	4
UT Arlington	7	1-2	0-0	1-1	4	2	0	2	0	0	3
at Minnesota	13	0-0	0-0	0-0	3	1	2	1	0	0	0
Mount St. Mary's	13	0-1	0-0	0-0	5	3	1	0	0	1	0
Stephen F. Austin	6	0-0	0-0	0-0	1	3	0	0	0	0	0
Austin Peay	13	2-2	0-0	0-0	4	0	1	0	2	2	4
Houston	13	2-2	0-0	0-0	1	3	2	0	2	0	4
North Florida	13	2-2	0-0	2-4	2	2	0	0	0	1	6
vs Texas	8	1-4	0-0	1-2	3	2	0	0	0	0	3
North Dakota St.	12	1-2	0-0	0-0	4	4	0	2	2	0	2
vs Sam Houston St.	14	0-0	0-0	0-0	6	1	3	2	2	1	0
Florida	8	0-0	0-0	0-0	1	1	2	0	0	0	0
at Tennessee	9	1-2	0-1	0-0	1	3	2	1	2	0	2
at Kentucky	20	0-2	0-0	4-4	4	4	2	0	2	0	4
Mississippi State	10	0-0	0-0	0-0	2	3	3	0	0	0	0
Missouri	16	3-3	0-0	2-4	4	3	0	1	2	0	8
at Texas A&M	12	0-0	0-0	0-0	3	2	2	0	2	0	0
LSU	16	3-3	0-0	0-0	5	3	3	0	0	1	6
at Vanderbilt	10	0-0	0-0	0-0	2	1	0	0	0	1	0
at Oklahoma State	13	0-0	0-0	0-0	0	3	1	0	0	0	0
Alabama	11	0-0	0-0	0-0	2	2	3	0	1	1	0
at Missouri	18	1-2	0-0	0-0	4	1	1	2	0	2	2
Vanderbilt	6	0-1	0-0	0-0	0	1	0	0	0	0	0
at LSU	11	0-0	0-0	0-0	0	3	1	0	0	1	0
at South Carolina	18	1-1	0-0	1-2	3	1	3	1	0	2	3
Ole Mis	23	4-4	0-0	0-0	8	1	3	2	3	3	8
Texas A&M	18	1-3	0-0	3-4	3	2	6	1	0	1	5
at Auburn	29	3-4	0-0	0-0	11	2	3	1	1	1	6
at Florida	12	1-3	0-0	0-2	0	3	0	0	0	0	2
Georgia	23	2-2	0-0	1-1	8	4	2	0	2	1	5
vs Ole Miss	25	1-2	0-0	1-1	7	2	3	1	1	1	3
vs Vanderbilt	15	1-1	0-0	0-0	3	3	1	3	1	0	2
vs Kentucky	19	0-1	0-0	0-0	1	2	4	0	2	0	0
vs Seton Hall	11	0-1	0-0	0-0	2	1	0	0	0	0	0
vs North Carolina	10	0-0	0-0	0-0	2	1	0	1	0	1	0
Totals	503	34-55	0-1	19-29	117	79	56	22	29	22	87





#13 » DUSTIN THOMAS

2013-14 (Freshman at Colorado)

Table with 12 columns: Opponent, Min, FG-A, 3-A, FT-A, Reb, PF, A, TO, Blk, Stl, Pts. Lists game-by-game stats for Dustin Thomas in 2013-14.

2014-15 (Sophomore at Colorado)

Table with 12 columns: Opponent, Min, FG-A, 3-A, FT-A, Reb, PF, A, TO, Blk, Stl, Pts. Lists game-by-game stats for Dustin Thomas in 2014-15.

2016-17 (R-Junior)

Table with 12 columns: Opponent, Min, FG-A, 3-A, FT-A, Reb, PF, A, TO, Blk, Stl, Pts. Lists game-by-game stats for Dustin Thomas in 2016-17.





#0 » JAYLEN BARFORD

2016-17 (Junior)

Opponent	Min	FG-A	3-A	FT-A	Reb	PF	A	TO	Blk	Stl	Pts
Fort Wayne	27	4-9	1-1	1-2	5	3	4	2	0	1	10
Southern Illinois	22	4-7	1-2	0-2	2	2	2	2	0	0	9
UT Arlington	31	6-12	1-2	4-6	6	1	2	6	0	3	17
at Minnesota	25	5-9	0-1	2-2	2	3	2	2	0	1	12
Mount St. Mary's	23	5-8	2-4	1-1	1	2	1	0	0	2	13
Stephen F. Austin	20	2-6	0-3	4-5	3	2	1	3	0	1	8
Austin Peay	21	5-10	1-3	1-1	6	2	4	0	1	2	12
Houston	15	1-5	0-1	0-0	1	1	1	2	0	0	2
North Florida	25	6-16	1-5	1-4	4	1	3	1	2	3	14
vs Texas	26	4-10	0-3	3-3	3	4	3	2	1	1	11
North Dakota St.	22	2-7	0-2	0-0	3	2	2	3	0	0	4
vs Sam Houston St.	17	3-9	1-3	4-5	3	2	1	0	0	1	11
Florida	17	1-8	0-2	0-0	3	2	2	1	0	0	2
at Tennessee	24	5-8	2-2	2-2	4	4	2	0	0	0	14
at Kentucky	17	6-9	0-1	2-3	4	4	0	5	0	0	14
Mississippi State	23	4-8	0-3	2-3	5	3	1	1	0	1	10
Missouri	20	6-8	0-2	1-1	6	4	2	0	0	1	13
at Texas A&M	23	2-9	0-2	0-2	3	3	2	1	0	0	4
LSU	35	5-12	0-2	4-7	4	1	3	1	0	0	14
at Vanderbilt	32	6-13	3-4	0-0	4	1	1	1	0	1	15
at Oklahoma State	28	8-13	2-3	3-4	3	3	2	2	0	0	21
Alabama	27	6-12	0-3	1-3	5	0	4	1	0	1	13
at Missouri	29	8-16	0-3	7-8	2	2	0	5	0	2	23
Vanderbilt	22	2-7	1-2	0-0	3	2	6	2	0	3	5
at LSU	30	2-9	1-6	3-4	6	3	4	1	0	1	8
at South Carolina	32	9-17	2-4	3-3	5	4	1	6	0	0	23
Ole Mis	23	4-10	2-4	5-5	2	3	1	3	0	0	15
Texas A&M	24	6-11	0-3	4-4	2	0	0	1	0	2	16
at Auburn	32	7-17	0-5	6-9	4	2	1	1	0	0	20
at Florida	31	6-18	1-5	5-5	6	3	3	3	0	4	18
Georgia	29	6-9	1-3	2-2	3	2	3	2	1	2	15
vs Ole Miss	32	4-14	3-4	2-2	6	1	4	2	1	2	13
vs Vanderbilt	25	8-17	1-5	1-2	4	1	0	0	0	3	18
vs Kentucky	29	4-13	1-4	4-4	2	3	1	2	0	1	13
vs Seton Hall	30	8-17	0-1	4-5	7	2	1	2	0	4	20
vs North Carolina	26	4-14	1-6	0-0	4	3	2	5	0	1	9
Totals	914	174-397	29-109	82-109	136	81	72	71	6	44	459



#4 » DARYL MACON

2016-17 (Junior)

Opponent	Min	FG-A	3-A	FT-A	Reb	PF	A	TO	Blk	Stl	Pts
Fort Wayne	33	5-11	2-6	1-2	7	3	5	4	0	4	13
Southern Illinois	20	4-6	4-6	0-0	2	2	5	0	1	1	12
UT Arlington	26	2-6	0-3	3-4	2	4	0	1	0	2	7
at Minnesota	26	4-11	0-4	4-4	5	1	1	5	0	2	12
Mount St. Mary's	18	4-7	2-3	5-6	0	3	2	1	0	0	15
Stephen F. Austin	22	3-8	1-4	0-0	0	3	5	1	0	2	7
Austin Peay	15	4-7	0-3	0-0	4	2	1	1	0	1	8
Houston	30	5-9	3-4	4-5	3	1	3	3	0	1	17
North Florida	23	3-6	2-5	5-5	4	2	4	3	0	3	13
vs Texas	29	4-12	1-5	14-14	4	1	3	1	0	1	23
North Dakota St.	24	5-12	3-5	2-2	6	0	5	4	0	1	15
vs Sam Houston St.	23	6-9	2-5	3-3	1	1	1	1	0	2	17
Florida	33	7-10	3-5	5-6	4	2	1	1	0	1	22
at Tennessee	26	1-6	1-4	12-13	2	2	1	3	0	0	15
at Kentucky	26	5-12	3-7	2-2	0	3	1	0	0	0	15
Mississippi State	24	3-7	1-4	1-1	1	2	2	2	0	0	8
Missouri	27	6-11	4-8	1-2	4	3	6	2	0	2	17
at Texas A&M	26	3-10	1-5	9-12	4	0	1	3	1	1	16
LSU	31	4-9	3-7	4-4	7	3	1	2	0	1	15
at Vanderbilt	32	2-8	1-4	7-7	4	2	1	3	0	0	12
at Oklahoma State	25	0-8	0-6	0-0	1	3	1	0	0	0	0
Alabama	27	4-8	3-4	1-1	1	2	4	1	0	0	12
at Missouri	29	4-9	3-6	4-5	3	5	3	4	0	1	15
Vanderbilt	27	2-9	1-5	0-0	0	1	0	0	0	1	5
at LSU	28	5-11	2-7	5-7	0	0	0	2	0	0	17
at South Carolina	21	3-6	1-2	6-6	1	1	1	0	0	2	13
Ole Mis	24	10-13	6-9	4-5	1	2	2	2	0	1	30
Texas A&M	25	3-7	1-4	5-6	0	1	4	1	0	1	12
at Auburn	21	4-5	2-3	3-4	1	1	2	4	0	1	13
at Florida	22	2-4	2-2	2-2	5	0	2	1	0	1	8
Georgia	18	1-8	0-4	1-1	1	0	2	1	0	0	3
vs Ole Miss	24	3-10	2-5	9-10	4	3	3	2	0	1	17
vs Vanderbilt	19	6-10	1-4	2-2	3	2	2	2	0	2	15
vs Kentucky	31	7-11	1-4	3-4	4	3	1	1	0	2	18
vs Seton Hall	27	1-7	0-1	5-8	5	0	1	0	0	2	7
vs North Carolina	26	6-8	3-5	4-4	1	1	3	3	0	1	19
Totals	908	141-311	65-168	136-157	95	65	80	65	2	41	483





#2 » ADRIO BAILEY

2016-17 (Freshman)

Opponent	Min	FG-A	3-A	FT-A	Reb	PF	A	TO	Blk	Stl	Pts
Fort Wayne	3	0-0	0-0	0-0	1	1	0	1	0	0	0
Southern Illinois	7	0-1	0-0	0-2	1	1	0	3	0	0	0
UT Arlington	DNP	--	--	--	--	--	--	--	--	--	--
at Minnesota	5	0-1	0-0	0-0	1	0	0	0	0	0	0
Mount St. Mary's	4	0-0	0-0	0-0	0	0	1	0	0	1	0
Stephen F. Austin	12	1-1	0-0	0-0	0	4	0	1	0	0	2
Austin Peay	18	7-8	0-0	0-0	7	2	2	2	2	1	14
Houston	7	0-1	0-0	1-2	2	1	1	1	0	0	1
North Florida	6	1-1	0-0	1-2	1	1	0	0	0	0	3
vs Texas	DNP	--	--	--	--	--	--	--	--	--	--
North Dakota St.	9	1-2	0-0	0-1	1	0	0	0	0	1	2
vs Sam Houston St.	11	1-2	0-0	2-4	2	2	0	1	1	2	4
Florida	3	0-0	0-0	0-0	1	0	0	1	0	0	0
at Tennessee	DNP	--	--	--	--	--	--	--	--	--	--
at Kentucky	4	0-0	0-0	0-0	0	1	1	0	0	1	0
Mississippi State	1	0-0	0-0	0-0	0	0	0	0	0	0	0
Missouri	4	0-1	0-0	0-0	1	0	0	0	0	0	0
at Texas A&M	DNP	--	--	--	--	--	--	--	--	--	--
LSU	8	0-0	0-0	0-0	4	2	1	0	0	0	0
at Vanderbilt	DNP	--	--	--	--	--	--	--	--	--	--
at Oklahoma State	12	1-1	0-0	0-0	4	1	1	0	0	0	2
Alabama	11	3-3	0-0	1-3	3	3	0	0	1	1	7
at Missouri	4	0-0	0-0	0-0	1	1	0	0	0	0	0
Vanderbilt	15	2-4	0-0	0-0	4	2	0	0	2	1	4
at LSU	9	1-2	0-0	0-2	0	0	0	0	1	0	2
at South Carolina	6	0-1	0-0	0-0	0	0	0	0	0	1	0
Ole Mis	3	1-3	0-0	0-1	1	1	0	0	0	0	2
Texas A&M	7	0-1	0-0	1-2	0	1	0	0	0	2	1
at Auburn	3	0-0	0-0	0-0	0	1	0	0	0	0	0
at Florida	DNP	--	--	--	--	--	--	--	--	--	--
Georgia	2	1-1	0-0	0-0	0	0	0	0	0	0	2
vs Ole Miss	DNP	--	--	--	--	--	--	--	--	--	--
vs Vanderbilt	7	0-1	0-0	0-0	0	1	0	0	0	0	0
vs Kentucky	DNP	--	--	--	--	--	--	--	--	--	--
vs Seton Hall	DNP	--	--	--	--	--	--	--	--	--	--
vs North Carolina	19	2-4	0-0	0-0	0	3	0	1	0	3	4
Totals	200	22-39	0-0	6-19	35	29	7	11	7	14	50

#23 » C.J. JONES

2016-17 (Freshman)

Opponent	Min	FG-A	3-A	FT-A	Reb	PF	A	TO	Blk	Stl	Pts
Fort Wayne	DNP	--	--	--	--	--	--	--	--	--	--
Southern Illinois	17	3-5	2-4	3-3	2	2	0	0	0	0	11
UT Arlington	DNP	--	--	--	--	--	--	--	--	--	--
at Minnesota	4	0-0	0-0	0-0	0	1	0	1	0	0	0
Mount St. Mary's	14	1-4	1-3	2-2	1	1	1	1	0	0	5
Stephen F. Austin	11	2-5	2-2	0-0	1	1	1	1	1	0	6
Austin Peay	15	4-6	3-4	0-0	0	2	2	0	3	0	11
Houston	7	1-2	1-2	0-0	2	1	1	0	0	0	3
North Florida	5	0-1	0-1	0-0	1	0	1	0	0	0	0
vs Texas	DNP	--	--	--	--	--	--	--	--	--	--
North Dakota St.	11	0-0	0-0	0-0	2	0	0	0	1	0	0
vs Sam Houston St.	14	3-5	1-2	0-2	1	1	0	0	0	0	7
Florida	DNP	--	--	--	--	--	--	--	--	--	--
at Tennessee	DNP	--	--	--	--	--	--	--	--	--	--
at Kentucky	1	0-0	0-0	0-0	0	0	0	0	0	0	0
Mississippi State	5	0-1	0-1	0-0	0	0	0	0	0	0	0
Missouri	5	2-2	2-2	0-0	1	1	0	0	0	1	6
at Texas A&M	DNP	--	--	--	--	--	--	--	--	--	--
LSU	3	0-1	0-1	0-0	0	1	0	0	0	0	0
at Vanderbilt	DNP	--	--	--	--	--	--	--	--	--	--
at Oklahoma State	2	0-0	0-0	0-0	0	0	0	1	0	0	0
Alabama	4	1-3	0-1	0-0	0	0	0	0	0	0	2
at Missouri	DNP	--	--	--	--	--	--	--	--	--	--
Vanderbilt	DNP	--	--	--	--	--	--	--	--	--	--
at LSU	DNP	--	--	--	--	--	--	--	--	--	--
at South Carolina	DNP	--	--	--	--	--	--	--	--	--	--
Ole Mis	2	0-0	0-0	0-0	0	0	0	0	0	0	0
Texas A&M	0	0-0	0-0	0-0	0	0	0	0	0	0	0
at Auburn	1	0-0	0-0	0-0	0	0	0	0	0	0	0
at Florida	DNP	--	--	--	--	--	--	--	--	--	--
Georgia	2	0-1	0-1	0-0	0	0	0	0	0	0	0
vs Ole Miss	DNP	--	--	--	--	--	--	--	--	--	--
vs Vanderbilt	2	0-0	0-0	0-0	1	0	0	0	0	0	0
vs Kentucky	1	0-0	0-0	0-0	1	0	0	0	0	0	0
vs Seton Hall	DNP	--	--	--	--	--	--	--	--	--	--
vs North Carolina	DNP	--	--	--	--	--	--	--	--	--	--
Totals	126	17-36	12-24	5-7	13	11	6	4	5	1	51





#11 » JALEN HARRIS

2016-17 (Freshman at New Mexico)

Opponent	Min	FG-A	3-A	FT-A	Reb	PF	A	TO	Blk	Stl	Pts
Idaho State	5	0-0	0-0	0-0	0	4	2	0	0	1	0
Houston Baptist	23	4-4	1-1	4-6	1	1	4	3	0	1	13
New Mexico State	15	0-2	0-0	0-0	3	2	1	2	0	2	0
vs Virginia Tech	16	2-3	0-0	1-1	0	1	3	1	0	0	5
vs CSU Northridge	11	2-2	0-0	0-0	1	0	0	1	0	1	4
vs Dayton	13	0-0	0-0	0-0	0	2	1	1	0	0	0
Abilene Christian	18	1-2	0-1	0-0	0	0	2	0	0	0	2
at Illinois State	13	1-2	0-0	1-2	2	1	0	0	0	3	3
UTEP	7	0-0	0-0	0-0	1	2	1	2	0	0	0
at New Mexico State	29	2-6	0-1	1-3	1	3	3	2	0	1	5
Arkansas-Pine Bluff	25	1-4	0-1	0-0	2	2	4	0	0	2	2
at Arizona	29	1-4	0-1	3-3	1	3	4	1	0	0	5
Fresno State	27	2-4	0-0	5-6	2	2	3	1	0	1	9
at San Diego State	30	4-6	0-1	1-3	2	3	2	1	1	0	9
at Utah State	33	2-7	0-2	0-0	3	4	8	3	0	2	4
Nevada	37	4-11	0-2	7-10	9	3	4	1	0	3	15
UNLV	25	4-4	1-1	2-2	3	4	4	5	0	0	11
at Colorado State	21	0-3	0-1	0-0	0	2	1	2	1	0	0
at Boise State	23	2-3	0-0	2-2	2	0	1	0	0	1	6
Wyoming	27	2-4	1-2	2-2	2	3	2	0	0	0	7
Utah State	21	3-3	1-1	0-0	1	1	3	2	0	1	7
at Nevada	19	2-3	1-1	2-2	1	4	3	1	0	0	7
at UNLV	22	1-5	0-1	0-0	1	4	1	1	1	0	2
San Jose State	25	1-4	0-1	2-2	4	2	2	1	0	2	4
at Air Force	17	2-5	0-1	0-0	2	1	0	1	0	1	4
Boise State	15	1-2	0-1	0-0	3	2	0	2	0	0	2
at Fresno State	20	2-3	1-1	1-2	3	1	4	2	0	1	6
Colorado State	22	0-4	0-2	2-2	3	3	4	1	0	0	2
at Wyoming Cowboys	11	0-2	0-1	0-0	3	1	0	0	0	1	0
San Diego State	19	0-2	0-1	0-0	0	2	3	2	0	1	0
vs Fresno State	21	1-3	1-2	2-3	0	1	2	1	0	0	5
Total	639	47-107	7-27	38-51	56	64	72	40	3	25	139



RIGHT NOW, YOU'RE WATCHING THIS HERE:



FPS 60.000 SHUTTER 180.0

E1800 ND 0.6 WB +2.0CC



[GUIDE] [LUT] [FOCUS] [ZOOM] 15:48:34:13 [FALSE] [ZEBRA] [WFM] [HIST]



STREAMING LIVE



▶ SECNetwork.com/Now



YEAR IN REVIEW

IN THIS SECTION

Season Notes	58-59
Results	60
Player Game-By-Game (P-R-A)	61
Team Game-By-Game Stats	62
Opponent Game-By-Game Stats	63
Overall & SEC Statistics	64
Game Highs/Lows	65
Leads & Deficits	66
Starting Lineups	67
Box Scores	68-79
SEC Standings & Awards	80
SEC Individual Leaders	81-82



RECORD BREAKDOWN

At Home (Bud Walton Arena)	15-3
On The Road	6-5
Neutral	4-2
Neutral (Verizon Arena)	1-0
White Uniforms	19-3
Cardinal Uniforms	7-6
Anthracite Uniforms	0-1

HALFTIME/LEADS/OVERTIME

Leading at the half, home	12-0
Leading at the half, road/neutral	4-0
Tied at the half, home	1-0
Tied at the half, road/neutral	3-0
Trailing at the half, home	2-3
Trailing at the half, road/neutral	4-7
Games decided by 5 points or fewer	6-1
Games decided by 10 points or fewer	11-4
Leading with 5:00 left	21-1
Leading with 2:00 left	24-0
Overtime games	0-0

OFFENSE

Scoring less than 70 points	1-4
Scoring 70-79 points	10-6
Scoring 80-89 points	7-0
Scoring 90-99 points	8-0
Scoring 100+ points	0-0
2 Players Or Less in Double Figures	2-2
3 Players in Double Figures	5-4
4 Players in Double Figures	11-4
5 Players in Double Figures	7-0
6 Players in Double Figures	1-0
7 Players in Double Figures	0-0
1 Player Scores 20 Points	5-2
2 Players Score 20 Points	2-0
When shooting 50 percent or higher	11-3
When shooting less than 50 percent	15-7

REBOUNDING/TURNOVERS

When outrebounding opponent	18-2
When outrebounded	8-7
When rebounds are even	0-1
When grabbing 10+ offensive reb	19-7
When forcing 15+ turnovers	11-4
When committing less than 15 turnovers	25-7
When committing 15+ turnovers	1-3

Top Scorers (Includes Ties)

Daryl Macon	10-4
Dusty Hannahs	9-2
Moses Kingsley	4-1
Jaylen Barford	6-3
Adrio Bailey	1-0
Anton Beard	1-0

Top Rebounders (Includes Ties)

Moses Kingsley	19-6
Dustin Thomas	3-3
Trey Thompson	2-0
Jaylen Barford	2-0
Anton Beard	1-0
Manuale Watkins	1-3
Adrio Bailey	1-0
Arlando Cook	1-0
Daryl Macon	1-0

Months

In November	4-1
In December	7-1
In January	5-3
In February	6-2
In March	4-3

THE #FASTEST40 FACTS

- Arkansas recorded the seventh-most wins in program history in 2016-17, finishing 26-10 overall.
- The Razorbacks recorded 11 road/neutral wins for the first time in 22 seasons when the 1994-95 team recorded 18 such victories.
- Arkansas went 5-2 in neutral site games, the most such victories in the last nine years.
- The Razorbacks won 12 SEC games for the fifth time in school history and just the second time in the last 22 years.
- In the final minute of games, Daryl Macon went 30-of-34 (.882) from the charity stripe, including all three against Seton Hall in the opening round of the NCAA Tournament.
- Arkansas was outscored by 11 points in the first half of games and outscored its opponents by 207 points in the second half. The Razorbacks were only outscored in the second half five times in 36 games.
- The Razorbacks ended the season 8-3 in their last 11 SEC road contests, the best stretch since the end of the 1993-94 and beginning of the 1994-95 seasons.

A LEGEND IN THE SEC

- Former Arkansas great Oliver Miller was named an Allstate® SEC Legend by the Southeastern Conference and was recognized at the 2017 SEC Tournament in Nashville.
- Part of three straight Southwest Conference regular season and tournament champion teams over Arkansas' final three years in the league from 1989-91, Miller played four seasons (1989-92) for Naismith Hall of Fame coach Nolan Richardson. Known to Razorback fans as "The Big O," Miller's senior year was the initial year that Arkansas joined the Southeastern Conference, where he was named an All-SEC selection.

THE 2017 SEC TOURNAMENT

- Arkansas was the No. 3 seed for the fifth time since joining the SEC and advanced to the championship game three of the last four times.
- The Razorbacks are one of 10 high-major programs in the country to advance to the conference tournament championship game in two of the last three seasons.
- Mike Anderson and John Calipari are two of five current SEC coaches who have made the SEC Tournament championship game and the only two that have coached in the game at least twice.

THE SENIOR CLASS

- Moses Kingsley finished 25th on Arkansas' all-time scoring list with 1,200 career points and with the third most blocks in school history with 256.
- Dusty Hannahs became the fifth player in program history to score 1,000 points in two seasons at Arkansas. He also holds the third best free throw percentage in school history at .889.
- Manuale Watkins finished with fourth-best assist/turnover ratio in school history, recording 172 assists and just 74 turnovers in 1960 career minutes.

THE ART OF ORGANIZED CHAOS

- During the Mike Anderson era over the last five-plus years, Arkansas is tied for sixth in the country and ranks second among high major programs in forcing the opponent to 25-plus turnovers in a game.
- It's happened nine times and the Razorbacks are 9-0 in those contests. During the same span, Arkansas is 27-2 when forcing 20 turnovers in a game, including 1-0 in the 2016-17 season.



Double-Figure Scoring Games

Player	12-13	13-14	14-15	15-16	16-17	Career
Dusty Hannahs	7	11	--	28	31	77
Moses Kingsley	--	2	2	30	25	59
Anton Beard	--	--	8	7	14	29
Jaylen Barford	--	--	--	--	27	27
Daryl Macon	--	--	--	--	27	27
Manuale Watkins	--	0	0	6	4	10
Dustin Thomas	--	1	3	--	4	8
Trey Thompson	--	--	0	2	0	2
C.J. Jones	--	--	--	--	2	2
Adrio Bailey	--	--	--	--	1	1

20-Point Scoring Games

Player	12-13	13-14	14-15	15-16	16-17	Career
Dusty Hannahs	1	1	--	13	4	19
Moses Kingsley	--	0	0	8	2	10
Jaylen Barford	--	--	--	--	5	5
Daryl Macon	--	--	--	--	3	3

30-Point Scoring Games

Player	12-13	13-14	14-15	15-16	16-17	Career
Dusty Hannahs	0	0	--	1	0	1
Daryl Macon	--	--	--	--	1	1

3 + Three-Pointers in a Game

Player	12-13	13-14	14-15	15-16	16-17	Career
Dusty Hannahs	6	4	--	18	12	40
Daryl Macon	--	--	--	--	11	11
Anton Beard	--	--	2	1	2	5
Jaylen Barford	--	--	--	--	2	2
Manuale Watkins	--	0	0	0	1	1
Dustin Thomas	--	1	0	--	0	1
C.J. Jones	--	--	--	--	1	1

5 + Three-Pointers in a Game

Player	12-13	13-14	14-15	15-16	16-17	Career
Dusty Hannahs	0	1	--	3	3	7
Daryl Macon	--	--	--	--	1	1

Double Figure Rebounding Games

Player	12-13	13-14	14-15	15-16	16-17	Career
Moses Kingsley	--	1	0	16	10	27
Trey Thompson	--	--	0	0	1	1

Double-Doubles

Player	12-13	13-14	14-15	15-16	16-17	Career
Moses Kingsley	--	1	0	16	7	24

5 + Assist Games

Player	12-13	13-14	14-15	15-16	16-17	Career
Daryl Macon	--	--	--	--	5	5
Manuale Watkins	--	0	1	1	1	3
Moses Kingsley	--	0	1	0	1	2
Anton Beard	--	--	0	0	2	2
Trey Thompson	--	--	0	1	1	2
Jaylen Barford	--	--	--	--	1	1

3 + Steals in a Game

Player	12-13	13-14	14-15	15-16	16-17	Career
Manuale Watkins	--	0	3	3	4	10
Anton Beard	--	--	4	1	2	7
Jaylen Barford	--	--	--	--	6	6
Moses Kingsley	--	0	0	3	1	4
Daryl Macon	--	--	--	--	2	2
Dustin Thomas	--	0	1	--	1	2
Dusty Hannahs	0	0	--	1	0	1
Trey Thompson	--	--	0	0	1	1
Adrio Bailey	--	--	--	--	1	1

3 + Blocks in a Game

Player	12-13	13-14	14-15	15-16	16-17	Career
Moses Kingsley	--	7	5	13	17	42
Trey Thompson	--	--	0	2	1	3
C.J. Jones	--	--	--	--	1	1
Arlando Cook	--	--	--	--	1	1

THE ROAD TO SUCCESS

- The Razorbacks are 8-3 in their last 11 SEC road contests, the best stretch since the end of the 1993-94 and beginning of the 1994-95 seasons.
- The Razorbacks have road wins over 12 different SEC opponents in the last four years, joining Florida (13) and Kentucky (13) as the only schools to accomplish the feat.
- Arkansas rallied from at least a 12-point deficit in five of its six SEC road wins.
- The last 17 Arkansas teams to win five-plus road games advanced to the NCAA Tournament.
- Mike Anderson's 20 SEC road wins in the last five-plus seasons are six more than Arkansas had in the previous 10 years before he took over.
- Arkansas is second in the league with 15 SEC road wins during the last three seasons, trailing only Kentucky with 19.

THE TEST OF TIME

- Anderson made his eighth appearance in the NCAA Tournament as a head coach in 2017. He is 9-8 all-time in the Big Dance, including two Sweet 16's.
- The Boss Hog is one of five current Division I coaches with 15 years of head coaching experience and zero losing seasons.
- After being selected to finish fifth in the SEC by the media, Anderson led the Hogs to a top-three finish for the second time in three years, finisher higher than it was selected for the fourth straight season.
- Earning its second NCAA Tournament bid in a three-year span for the first time in nine years, Arkansas picked up 25 wins for the second time in 22 seasons.
- The Razorbacks became one of four teams to post a .500 or better record in conference play each of the last five years.





2016-17 SCHEDULE & RESULTS

DATE	OPPONENT	RESULT	Record (SEC)	ATTEND	HIGH POINTS	HIGH REBOUNDS
Nov. 11	FORT WAYNE	W, 92-83	1-0	13787	(23) Hannahs	(9) Kingsley
Nov. 14	SOUTHERN ILLINOIS	W, 90-65	2-0	13308	(19) Hannahs	(7) Kingsley
Nov. 18	UT ARLINGTON	W, 71-67	3-0	13587	(17) Barford	(6) Three Tied
Nov. 22	at Minnesota	L, 85-71	3-1	8997	(20) Hannahs	(10) Kingsley
Nov. 28	MOUNT ST. MARY'S	W, 89-76	4-1	13321	(15) Macon	(13) Kingsley
Dec. 1	STEPHEN F. AUSTIN	W, 78-62	5-1	13358	(15) Hannahs	(7) Watkins
Dec. 3	AUSTIN PEAY	W, 99-62	6-1	19483	(14) Bailey	(7) Two Tied
Dec. 6	HOUSTON	W, 84-72	7-1	13455	(17) Two Tied	(9) Kingsley
Dec. 10	NORTH FLORIDA	W, 91-76	8-1	13700	(17) Hannahs	(10) Kingsley
Dec. 17	vs Texas!	W, 77-74	9-1	8777	(23) Macon	(10) Kingsley
Dec. 20	NORTH DAKOTA STATE	W, 71-55	10-1	16006	(15) Macon	(8) Kingsley
Dec. 22	vs Sam Houston State@	W, 90-56	11-1	12153	(17) Two Tied	(7) Two Tied
Dec. 29	No. 25 FLORIDA*	L, 81-72	11-2 (0-1)	20355	(22) Macon	(14) Kingsley
Jan. 3	at Tennessee*	W, 82-78	12-2 (1-1)	13002	(16) Beard	(10) Kingsley
Jan. 7	at No. 6 Kentucky*	L, 97-71	12-3 (1-2)	24322	(15) Macon	(7) Two Tied
Jan. 10	MISSISSIPPI STATE*	L, 84-78	12-4 (1-3)	15111	(19) Kingsley	(7) Thomas
Jan. 14	MISSOURI	W, 92-73	13-4 (2-3)	15424	(17) Macon	(8) Kingsley
Jan. 17	at Texas A&M*	W, 62-60	14-4 (3-3)	9474	(16) Macon	(7) Cook
Jan. 21	LSU*	W, 99-86	15-4 (4-3)	16333	(24) Kingsley	(7) Two Tied
Jan. 24	at Vanderbilt*	W, 71-70	16-4 (5-3)	9408	(17) Hannahs	(11) Kingsley
Jan. 28	at Oklahoma State^	L, 99-71	16-5	13611	(21) Barford	(5) Thomas
Feb. 1	ALABAMA*	W, 87-68	17-5 (6-3)	14004	(19) Hannahs	(6) Kingsley
Feb. 4	at Missouri*	L, 83-78	17-6 (6-4)	11434	(23) Barford	(6) Two Tied
Feb. 7	VANDERBILT*	L, 72-59	17-7 (6-5)	13494	(24) Hannahs	(6) Kingsley
Feb. 11	at LSU*	W, 78-70	18-7 (7-5)	7132	(17) Two Tied	(9) Thomas
Feb. 15	at No. 21 South Carolina*	W, 83-76	19-7 (8-5)	13001	(23) Barford	(7) Kingsley
Feb. 18	OLE MISS*	W, 98-80	20-7 (9-5)	17356	(30) Macon	(13) Kingsley
Feb. 22	TEXAS A&M*	W, 86-77	21-7 (10-5)	14117	(16) Barford	(10) Kingsley
Feb. 25	at Auburn*	W, 79-68	22-7 (11-5)	8098	(20) Barford	(11) Thompson
March 1	at No. 12 Florida*	L, 78-65	22-8 (11-6)	10978	(18) Barford	(9) Kingsley
March 4	GEORGIA*	W, 85-67	23-8 (12-6)	18247	(15) Three Tied	(9) Kingsley
March 10	vs No. 6 Ole Miss%	W, 73-72	24-8	14227	(17) Macon	(7) Thompson
March 11	vs No. 7 Vanderbilt%	W, 76-62	25-8	19196	(18) Barford	(13) Kingsley
March 12	vs No. 1 Kentucky%	L, 82-65	25-9	19953	(18) Macon	(6) Kingsley
March 17	vs No. 9 Seton Hall#	W, 77-71	26-9	14,179	(23) Kingsley	(7) Barford
March 19	vs No. 1 North Carolina#	L, 72-65	26-10	14,216	(19) Macon	(8) Watkins

Home Games in CAPS | ! = Lone Star Shootout (Houston, Texas) ^ = Big 12/SEC Challenge | @ = North Little Rock, Ark. (Verizon Arena)

* = SEC Game | % = SEC Tournament (Nashville, Tenn.) | # = NCAA Tournament (Greenville, S.C.)



With the season on the line in the first round of the NCAA Tournament against Seton Hall, senior Moses Kingsley put together the game of his career, scoring 23 points on 10-of-13 shooting and adding six rebounds and four blocks to will Arkansas to victory.

POINTS - REBOUNDS - ASSISTS

Date	Opponent	00		01		02		03		04		05		12		13		21		23		31		33	
		Barford	Thompson	Thompson	Thompson	Bailey	Hannahs	Macon	Cook	Hazen	Thomas	Watkins	Jones	Beard	Kingsley	Jones	Beard	Kingsley	Jones	Beard	Kingsley	Jones	Beard	Kingsley	Jones
Nov. 11	FORT WAYNE	10-5-4	5-4-1	0-1-0	23-1-2	13-7-5	0-0-0	DNP	10-6-0	10-3-2	DNP	12-1-3	9-9-3												
Nov. 14	SOUTHERN ILLINOIS	9-2-2	4-4-1	0-1-0	19-5-1	12-2-5	9-2-0	0-2-0	2-1-4	4-3-4	11-2-0	5-1-6	15-7-0												
Nov. 18	UT ARLINGTON	17-6-2	3-4-0	DNP	11-1-2	7-2-0	1-1-0	DNP	8-6-2	7-3-1	DNP	12-6-2	5-3-1												
Nov. 22	at Minnesota	12-2-2	0-3-2	0-1-0	20-2-0	12-5-1	4-0-0	0-0-0	5-2-0	4-4-1	0-0-0	4-5-2	10-10-0												
Nov. 28	MOUNT ST. MARY'S	13-1-1	0-5-1	0-0-1	12-2-1	15-0-2	3-2-1	0-0-0	13-5-1	8-6-4	5-1-1	11-4-3	9-13-4												
Dec. 1	STEPHEN F. AUSTIN	8-3-1	0-1-0	2-0-0	15-0-2	7-0-5	2-1-0	0-1-0	9-2-1	8-7-1	6-1-1	9-3-3	12-6-2												
Dec. 3	AUSTIN PEAY	12-6-4	4-4-1	14-7-2	13-1-0	8-4-1	4-3-2	2-1-0	7-3-4	4-1-3	11-0-2	7-4-4	13-7-5												
Dec. 6	HOUSTON	2-1-1	4-1-2	1-2-1	17-1-1	17-3-3	0-1-0	DNP	11-5-3	6-7-4	3-2-1	9-2-1	14-9-1												
Dec. 10	NORTH FLORIDA	14-4-3	6-2-0	3-1-0	17-1-3	13-4-4	4-4-0	0-0-0	8-8-3	7-4-4	0-1-1	6-0-2	13-10-1												
Dec. 17	vs Texas!	11-3-3	3-3-0	DNP	15-0-1	23-4-3	6-2-1	DNP	0-3-0	6-4-0	DNP	6-5-2	7-10-0												
Dec. 20	NORTH DAKOTA STATE	4-3-2	2-4-0	2-1-0	11-2-3	15-6-5	4-3-1	1-0-0	6-2-0	4-6-2	0-2-0	11-1-0	11-8-0												
Dec. 22	vs Sam Houston State	11-3-1	0-6-3	4-2-0	6-4-1	17-1-1	4-6-0	0-5-1	6-7-1	2-2-1	7-1-0	16-3-1	17-7-2												
Dec. 29	No. 25 FLORIDA*	2-3-2	0-1-2	0-1-0	11-2-0	22-4-1	8-2-1	DNP	2-2-2	4-6-2	DNP	10-0-1	13-14-1												
Jan. 3	at Tennessee*	14-4-2	2-1-2	DNP	13-2-1	15-2-1	1-3-0	DNP	6-7-0	8-3-0	DNP	16-3-2	7-10-3												
Jan. 7	at No. 6 Kentucky*	14-4-0	4-4-2	0-0-1	6-1-2	15-0-1	6-1-0	0-0-0	0-2-1	8-7-1	0-0-0	4-0-1	14-7-2												
Jan. 10	MISSISSIPPI STATE*	10-5-1	0-2-3	0-0-0	17-3-1	8-1-2	3-3-1	DNP	8-7-0	2-0-2	0-0-0	11-2-2	19-4-0												
Jan. 14	MISSOURI*	13-6-2	8-4-0	0-1-0	16-3-3	17-4-6	0-1-0	0-1-0	3-2-0	8-2-1	6-1-0	11-2-3	10-8-3												
Jan. 17	at Texas A&M*	4-3-2	0-3-2	DNP	9-1-1	16-4-1	6-7-2	DNP	4-2-2	9-6-2	DNP	2-1-0	12-4-0												
Jan. 21	LSU*	14-4-3	6-5-3	0-4-1	14-3-0	15-7-1	8-6-2	DNP	2-4-0	0-0-1	0-0-0	16-2-7	24-7-2												
Jan. 24	at Vanderbilt*	15-4-1	0-2-0	DNP	17-0-2	12-4-1	2-4-0	DNP	2-3-0	2-2-1	DNP	11-3-0	10-11-1												
Jan. 28	at Oklahoma State^	21-3-2	0-0-1	2-4-1	13-3-0	0-1-1	0-1-0	DNP	9-5-1	5-0-0	0-0-0	11-2-1	10-4-0												
Feb. 1	ALABAMA*	13-5-4	0-2-3	7-3-0	19-0-1	12-1-4	2-1-0	0-0-0	2-5-1	10-4-2	2-0-0	5-4-2	15-6-1												
Feb. 4	at Missouri*	23-2-0	2-4-1	0-1-0	12-0-2	15-3-3	5-5-0	DNP	3-6-0	9-6-2	DNP	5-0-2	4-2-1												
Feb. 7	VANDERBILT*	5-3-6	0-0-0	4-4-0	24-5-2	5-0-0	0-1-0	DNP	4-0-0	6-4-2	DNP	0-0-0	11-6-2												
Feb. 11	at LSU*	8-6-4	0-0-1	2-0-0	17-2-0	17-0-0	0-2-0	DNP	9-9-1	5-3-2	DNP	11-1-4	9-5-2												
Feb. 15	at No. 21 South Carolina*	23-5-1	3-3-3	0-0-0	20-2-1	13-1-1	0-0-0	DNP	2-4-2	6-4-3	DNP	0-1-0	16-7-1												
Feb. 18	OLE MISS*	15-2-1	8-8-3	2-1-0	9-2-0	30-1-2	0-3-0	0-1-1	3-4-1	6-4-5	0-0-0	11-2-4	14-13-3												
Feb. 22	TEXAS A&M*	16-2-0	5-3-6	1-0-0	11-3-1	12-0-4	4-0-0	DNP	9-5-0	13-3-2	0-0-0	5-3-2	10-10-1												
Feb. 25	at Auburn*	20-4-1	6-11-3	0-0-0	18-2-2	13-1-2	8-4-1	DNP	4-3-1	2-5-0	0-0-0	0-2-2	8-6-1												
March 1	at No. 12 Florida*	18-6-3	2-0-0	DNP	13-1-0	8-5-2	2-1-0	DNP	3-2-1	2-5-1	DNP	0-0-0	17-9-0												
March 4	GEORGIA*	15-3-3	5-8-2	2-0-0	15-1-2	3-1-2	4-3-0	0-1-0	6-1-1	12-5-2	0-0-0	6-4-1	15-9-2												
March 10	vs No. 6 Ole Miss%	13-6-4	3-7-3	DNP	13-0-1	17-4-3	2-5-0	DNP	4-2-0	9-6-0	DNP	4-2-1	8-6-1												
March 11	vs No. 7 Vanderbilt%	18-4-0	2-3-1	0-0-0	16-1-1	15-3-2	0-3-0	DNP	2-1-3	9-5-4	0-1-0	2-0-1	12-13-0												
March 12	vs No. 1 Kentucky%	13-2-1	0-1-4	DNP	14-0-0	18-4-1	0-2-0	0-0-0	4-3-0	7-4-2	0-1-0	1-0-0	8-6-0												
March 17	vs No. 9 Seton Hall#	20-7-1	0-2-0	DNP	14-2-3	7-5-1	0-0-0	DNP	13-5-2	0-1-2	DNP	0-1-2	23-6-2												
March 19	vs No. 1 North Carolina#	9-4-2	0-2-0	4-0-0	8-3-0	19-1-3	0-0-0	DNP	2-2-0	4-8-0	DNP	10-5-3	9-5-1												

Home Games in CAPS | != Lone Star Shootout (Houston, Texas) ^ = Big 12/SEC Challenge | @ = North Little Rock, Ark. (Verizon Arena)
 * = SEC Game | % = SEC Tournament (Nashville, Tenn.) | # = NCAA Tournament (Greenville, S.C.)



ARKANSAS GAME-BY-GAME STATISTICS

Opponent	Date	Score	W/L	Total		3-Pointers		Free throws		Rebounds				pf	a	t/o	blk	stl	pts	avg
				fg-fga	pct	3fg-fga	pct	ft-fla	pct	off	def	tot	avg							
FORT WAYNE	11/11/16	92-83	W	35-66	.530	6-16	.375	16-24	.667	10	29	39	39.0	29	20	13	9	9	92	92.0
SOUTHERN ILLINOIS	11/14/16	90-65	W	30-61	.492	13-23	.565	17-21	.810	11	27	38	38.5	20	23	14	7	7	90	91.0
UT ARLINGTON	11/18/16	71-67	W	21-53	.396	5-15	.333	24-32	.750	14	21	35	37.3	18	10	14	6	11	71	84.3
at Minnesota	11/22/16	71-85	L	26-61	.426	1-8	.125	18-20	.900	16	22	38	37.5	24	8	21	4	8	71	81.0
MOUNT ST. MARY'S	11/28/16	89-76	W	32-67	.478	8-19	.421	17-25	.680	14	27	41	38.2	17	20	7	1	8	89	82.6
STEPHEN F. AUSTIN	12/01/16	78-62	W	28-56	.500	3-13	.231	19-23	.826	10	19	29	36.7	23	16	13	1	12	78	81.8
AUSTIN PEAY	12/03/16	99-62	W	40-77	.519	9-23	.391	10-11	.909	19	28	47	38.1	19	28	9	11	9	99	84.3
HOUSTON	12/06/16	84-72	W	30-59	.508	6-14	.429	18-24	.750	16	23	39	38.2	18	18	13	5	5	84	84.2
NORTH FLORIDA	12/10/16	91-76	W	31-66	.470	5-20	.250	24-32	.750	15	27	42	38.7	15	21	14	4	13	91	85.0
vs Texas	12/17/16	77-74	W	22-62	.355	4-16	.250	29-31	.935	13	28	41	38.9	24	10	10	8	6	77	84.2
NORTH DAKOTA STATE	12/20/16	71-55	W	24-61	.393	9-21	.429	14-16	.875	12	29	41	39.1	18	13	16	4	6	71	83.0
vs Sam Houston State	12/22/16	90-56	W	28-56	.500	7-19	.368	27-40	.675	10	39	49	39.9	18	12	10	9	9	90	83.6
FLORIDA	12/29/16	72-81	L	25-61	.410	6-15	.400	16-20	.800	11	26	37	39.7	19	12	13	6	4	72	82.7
at Tennessee	01/03/17	82-78	W	27-54	.500	5-11	.455	23-32	.719	5	31	36	39.4	24	11	9	5	5	82	82.6
at Kentucky	01/07/17	71-97	L	25-63	.397	4-16	.250	17-21	.810	9	20	29	38.7	31	11	8	3	3	71	81.9
MISSISSIPPI STATE	01/10/17	78-84	L	28-59	.475	7-21	.333	15-23	.652	10	19	29	38.1	21	12	9	0	9	78	81.6
MISSOURI	01/14/17	92-73	W	33-59	.559	10-23	.435	16-22	.727	9	27	36	38.0	25	18	14	5	5	92	82.2
at Texas A&M	01/17/17	62-60	W	21-52	.404	7-16	.438	13-21	.619	11	25	36	37.9	19	12	13	6	8	62	81.1
LSU	01/21/17	99-86	W	33-62	.532	8-16	.500	25-35	.714	15	29	44	38.2	26	20	13	1	3	99	82.1
at Vanderbilt	01/24/17	71-70	W	24-59	.407	6-20	.300	17-24	.708	12	22	34	38.0	20	6	10	3	6	71	81.5
at Oklahoma State	01/28/17	71-99	L	24-58	.414	5-18	.278	18-23	.783	11	18	29	37.6	26	7	12	4	4	71	81.0
ALABAMA	02/01/17	87-68	W	29-59	.492	11-23	.478	18-29	.621	11	21	32	37.3	23	18	11	4	11	87	81.3
at Missouri	02/04/17	78-83	L	26-51	.510	7-16	.438	19-27	.704	12	21	33	37.1	24	11	17	1	6	78	81.1
VANDERBILT	02/07/17	59-72	L	24-63	.381	6-20	.300	5-8	.625	12	14	26	36.7	14	12	6	5	11	59	80.2
at LSU	02/11/17	78-70	W	24-53	.453	10-26	.385	20-27	.741	3	27	30	36.4	19	14	12	7	10	78	80.1
at South Carolina	02/15/17	83-76	W	30-56	.536	7-14	.500	16-18	.889	10	22	32	36.2	19	12	13	6	6	83	80.2
OLE MISS	02/18/17	98-80	W	31-66	.470	12-29	.414	24-27	.889	11	31	42	36.4	19	20	10	7	6	98	80.9
TEXAS A&M	02/22/17	86-77	W	30-63	.476	4-15	.267	22-27	.815	16	17	33	36.3	13	16	8	2	11	86	81.1
at Auburn	02/25/17	79-68	W	29-58	.500	5-17	.294	16-20	.800	9	32	41	36.5	23	13	12	4	6	79	81.0
at Florida	03/01/17	65-78	L	21-59	.356	6-16	.375	17-23	.739	11	22	33	36.4	17	7	9	1	7	65	80.5
GEORGIA	03/04/17	85-67	W	34-61	.557	4-19	.211	13-16	.813	9	29	38	36.4	22	15	10	7	6	85	80.6
vs Ole Miss	03/10/17	73-72	W	23-63	.365	7-17	.412	20-23	.870	12	27	39	36.5	15	13	10	7	8	73	80.4
vs Vanderbilt	03/11/17	76-62	W	32-67	.478	5-17	.294	7-9	.778	8	31	39	36.6	16	12	12	4	11	76	80.2
vs Kentucky	03/12/17	65-82	L	23-55	.418	4-18	.222	15-20	.750	8	18	26	36.3	22	8	14	4	7	65	79.8
vs Seton Hall	3/17/17	77-71	W	28-60	.467	3-7	.429	18-23	.783	8	24	32	36.1	20	13	10	7	12	77	79.7
vs North Carolina	03/19/17	65-72	L	26-60	.433	8-21	.381	5-8	.625	8	24	32	36.0	20	9	19	4	10	65	79.3
Arkansas		2855		997-2166	.460	233-638	.365	628-825	.761	401	896	1297	36.0	740	501	428	172	278	2855	79.3
Opponents		2659		901-2158	.418	263-792	.332	594-843	.705	466	854	1320	36.7	672	453	477	119	187	2659	73.9

Games played: 36
 Points/game: 79.3
 FG Pct: 46.0
 3FG Pct: 36.5
 FT Pct: 76.1

Rebounds/game: 36.0
 Assists/game: 13.9
 Turnovers/game: 11.9
 Assist/turnover ratio: 1.2
 Steals/game: 7.7
 Blocks/game: 4.8



OPPONENT GAME-BY-GAME STATISTICS

Opponent	Date	Score	W/L	Total		3-Pointers		Free throws		Rebounds				pf	a	t/o	blk	stl	pts	avg
				fg-fga	pct	3fg-fga	pct	ft-fla	pct	off	def	tot	avg							
FORT WAYNE	11/11/16	92-83	W	25-69	.362	9-28	.321	24-40	.600	21	24	45	45.0	24	12	12	2	5	83	83.0
SOUTHERN ILLINOIS	11/14/16	90-65	W	22-60	.367	6-18	.333	15-20	.750	12	22	34	39.5	16	10	17	1	9	65	74.0
UT ARLINGTON	11/18/16	71-67	W	23-59	.390	12-29	.414	9-12	.750	14	20	34	37.7	25	12	18	3	6	67	71.7
at Minnesota	11/22/16	71-85	L	29-56	.518	9-15	.600	18-25	.720	10	20	30	35.8	19	17	14	8	7	85	75.0
MOUNT ST. MARY'S	11/28/16	89-76	W	27-61	.443	10-29	.345	12-16	.750	7	23	30	34.6	21	15	11	2	3	76	75.2
STEPHEN F. AUSTIN	12/01/16	78-62	W	18-39	.462	3-14	.214	23-30	.767	5	20	25	33.0	20	12	21	3	6	62	73.0
AUSTIN PEAY	12/03/16	99-62	W	24-65	.369	4-17	.235	10-15	.667	15	16	31	32.7	11	10	13	3	1	62	71.4
HOUSTON	12/06/16	84-72	W	27-62	.435	8-22	.364	10-17	.588	14	17	31	32.5	23	8	9	3	3	72	71.5
NORTH FLORIDA	12/10/16	91-76	W	26-56	.464	12-30	.400	12-19	.632	7	20	27	31.9	21	9	19	0	4	76	72.0
vs Texas	12/17/16	77-74	W	25-62	.403	5-17	.294	19-32	.594	17	28	45	33.2	23	13	12	7	5	74	72.2
NORTH DAKOTA STATE	12/20/16	71-55	W	18-54	.333	7-27	.259	12-21	.571	8	26	34	33.3	16	12	15	3	7	55	70.6
vs Sam Houston State	12/22/16	90-56	W	23-75	.307	3-23	.130	7-13	.538	16	25	41	33.9	26	14	11	3	6	56	69.4
FLORIDA	12/29/16	72-81	L	30-67	.448	9-26	.346	12-21	.571	16	21	37	34.2	17	13	9	6	6	81	70.3
at Tennessee	01/03/17	82-78	W	25-64	.391	5-19	.263	23-33	.697	14	29	43	34.8	23	15	8	3	4	78	70.9
at Kentucky	01/07/17	71-97	L	32-60	.533	5-19	.263	28-40	.700	15	29	44	35.4	20	13	9	5	3	97	72.6
MISSISSIPPI STATE	01/10/17	78-84	L	25-55	.455	12-26	.462	22-32	.688	15	26	41	35.8	17	14	16	2	8	84	73.3
MISSOURI	01/14/17	92-73	W	22-57	.386	9-26	.346	20-32	.625	14	21	35	35.7	20	12	14	1	7	73	73.3
at Texas A&M	01/17/17	62-60	W	19-50	.380	6-20	.300	16-19	.842	7	25	32	35.5	19	14	12	4	8	60	72.6
LSU	01/21/17	99-86	W	32-62	.516	7-20	.350	15-30	.500	11	19	30	35.2	24	14	12	4	4	86	73.3
at Vanderbilt	01/24/17	71-70	W	20-47	.426	9-26	.346	21-26	.808	6	25	31	35.0	20	12	15	3	2	70	73.1
at Oklahoma State	01/28/17	71-99	L	33-66	.500	9-20	.450	24-29	.828	17	27	44	35.4	20	24	7	1	5	99	74.3
ALABAMA	02/01/17	87-68	W	21-53	.396	6-18	.333	20-25	.800	11	25	36	35.5	22	13	18	2	4	68	74.0
at Missouri	02/04/17	78-83	L	27-53	.509	6-21	.286	23-29	.793	6	20	26	35.0	23	13	10	1	8	83	74.4
VANDERBILT	02/07/17	59-72	L	24-46	.522	12-23	.522	12-18	.667	11	27	38	35.2	8	11	16	3	3	72	74.3
at LSU	02/11/17	78-70	W	26-67	.388	4-15	.267	14-21	.667	18	32	50	35.8	18	12	16	1	6	70	74.2
at South Carolina	02/15/17	83-76	W	28-65	.431	6-22	.273	14-17	.824	14	15	29	35.5	18	15	12	4	3	76	74.2
OLE MISS	02/18/17	98-80	W	26-70	.371	8-27	.296	20-27	.741	16	24	40	35.7	21	12	9	4	6	80	74.4
TEXAS A&M	02/22/17	86-77	W	31-61	.508	6-21	.286	9-11	.818	14	21	35	35.6	18	16	17	5	4	77	74.5
at Auburn	02/25/17	79-68	W	23-62	.371	10-24	.417	12-23	.522	11	22	33	35.6	16	11	7	3	3	68	74.3
at Florida	03/01/17	65-78	L	29-57	.509	10-23	.435	10-15	.667	9	31	40	35.7	16	12	13	6	2	78	74.4
GEORGIA	03/04/17	85-67	W	19-61	.311	3-18	.167	26-28	.929	14	19	33	35.6	17	8	10	0	3	67	74.2
vs Ole Miss	03/10/17	73-72	W	28-74	.378	8-28	.286	8-14	.571	21	28	49	36.0	14	10	13	5	6	72	74.1
vs Vanderbilt	03/11/17	76-62	W	17-56	.304	8-31	.258	20-22	.909	9	27	36	36.0	13	10	15	6	5	62	73.8
vs Kentucky	03/12/17	65-82	L	27-56	.482	6-16	.375	22-25	.880	12	28	40	36.1	15	10	15	4	6	82	74.0
vs Seton Hall	3/17/17	77-71	W	26-68	.382	6-17	.353	13-21	.619	21	25	46	36.4	18	10	15	4	6	71	73.9
vs North Carolina	03/19/17	65-72	L	24-63	.381	5-17	.294	19-25	.760	18	27	45	36.7	10	15	17	4	13	72	73.9
Opponents		2659		901-2158	.418	263-792	.332	594-843	.705	466	854	1320	36.7	672	453	477	119	187	2659	73.9
Arkansas		2855		997-2166	.460	233-638	.365	628-825	.761	401	896	1297	36.0	740	501	428	172	278	2855	79.3

Games played: 36

Points/game: 73.9

FG Pct: 41.8

3FG Pct: 33.2

FT Pct: 70.5

Rebounds/game: 36.7

Assists/game: 12.6

Turnovers/game: 13.3

Assist/turnover ratio: 0.9

Steals/game: 5.2

Blocks/game: 3.3



2016-17 ARKANSAS OVERALL STATISTICS

#	Player	gp-gs	min	avg	Total		3-Point		F-Throw		Rebounds					pts	avg					
					fg-fga	fg%	3fg-fga	3fg%	ft-fa	ft%	off	def	tot	avg	pf			dq	a	to	blk	stl
03	Hannahs, Dusty	36-23	891	24.8	168-383	.439	74-191	.387	108-119	.908	20	42	62	1.7	63	0	43	60	4	16	518	14.4
04	Macon, Daryl	36-21	908	25.2	141-311	.453	65-168	.387	136-157	.866	19	76	95	2.6	65	1	80	65	2	41	483	13.4
00	Barford, Jaylen	36-30	914	25.4	174-397	.438	29-109	.266	82-109	.752	39	97	136	3.8	81	0	72	71	6	44	459	12.8
33	Kingsley, Moses	36-36	998	27.7	149-319	.467	7-16	.438	128-169	.757	79	198	277	7.7	99	3	49	70	93	23	433	12.0
31	Beard, Anton	36-11	755	21.0	86-213	.404	32-90	.356	56-75	.747	29	46	75	2.1	69	2	70	37	1	39	260	7.2
21	Watkins, Manuale	36-23	802	22.3	93-165	.564	13-28	.464	17-30	.567	37	106	143	4.0	70	0	66	20	1	45	216	6.0
13	Thomas, Dustin	36-27	648	18.0	72-148	.486	1-5	.200	46-70	.657	45	91	136	3.8	104	4	38	36	10	23	191	5.3
05	Cook, Arlando	36-7	406	11.3	39-89	.438	0-0	.000	24-37	.649	29	54	83	2.3	63	1	12	23	14	10	102	2.8
23	Jones, CJ	21-0	126	6.0	17-36	.472	12-24	.500	5-7	.714	0	13	13	0.6	11	0	6	4	5	1	51	2.4
01	Thompson, Trey	36-0	503	14.0	34-55	.618	0-1	.000	19-29	.655	30	87	117	3.3	79	0	56	22	29	22	87	2.4
02	Bailey, Adrio	27-2	200	7.4	22-39	.564	0-0	.000	6-19	.316	13	22	35	1.3	29	0	7	11	7	14	50	1.9
15	Holmes, Jonathan	6-0	7	1.2	1-5	.200	0-4	.000	0-0	.000	0	1	1	0.2	1	0	0	0	0	0	2	0.3
12	Hazen, Brachen	14-0	42	3.0	1-6	.167	0-2	.000	1-4	.250	2	10	12	0.9	5	0	2	4	0	0	3	0.2
Team											59	53	112		1		5					
Total.....		36	7200		997-2166	.460	233-638	.365	628-825	.761	401	896	1297	36.0	740	11	501	428	172	278	2855	79.3
Opponents.....		36	7200		901-2158	.418	263-792	.332	594-843	.705	466	854	1320	36.7	672	-	453	477	119	187	2659	73.9

Score by Periods	1st	2nd	Totals
Arkansas	1314	1541	2855
Opponents	1325	1334	2659

2016-17 ARKANSAS SEC-ONLY STATISTICS

#	Player	gp-gs	min	avg	Total		3-Point		F-Throw		Rebounds					pts	avg					
					fg-fga	fg%	3fg-fga	3fg%	ft-fa	ft%	off	def	tot	avg	pf			dq	a	to	blk	stl
03	Hannahs, Dusty	18-11	459	25.5	88-192	.458	43-103	.417	42-47	.894	11	22	33	1.8	34	0	21	26	1	8	261	14.5
04	Macon, Daryl	18-10	467	25.9	69-153	.451	38-90	.422	72-84	.857	6	33	39	2.2	30	1	34	32	1	13	248	13.8
00	Barford, Jaylen	18-15	470	26.1	91-201	.453	13-56	.232	47-61	.770	18	53	71	3.9	43	0	36	35	1	18	242	13.4
33	Kingsley, Moses	18-18	509	28.3	74-163	.454	5-9	.556	75-101	.743	43	95	138	7.7	50	1	26	35	41	13	228	12.7
31	Beard, Anton	18-8	395	21.9	41-101	.406	15-42	.357	27-37	.730	10	20	30	1.7	38	2	33	19	0	18	124	6.9
21	Watkins, Manuale	18-10	405	22.5	48-83	.578	9-20	.450	7-16	.438	21	48	69	3.8	36	0	31	10	1	17	112	6.2
13	Thomas, Dustin	18-10	302	16.8	29-62	.468	0-3	.000	14-25	.560	19	49	68	3.8	57	3	13	16	4	12	72	4.0
05	Cook, Arlando	18-6	208	11.6	22-44	.500	0-0	.000	15-24	.625	14	33	47	2.6	35	1	7	12	5	3	59	3.3
01	Thompson, Trey	18-0	270	15.0	20-30	.667	0-1	.000	11-17	.647	17	44	61	3.4	40	0	36	9	15	14	51	2.8
02	Bailey, Adrio	14-2	80	5.7	8-16	.500	0-0	.000	2-8	.250	6	9	15	1.1	12	0	2	1	4	6	18	1.3
23	Jones, CJ	9-0	23	2.6	3-8	.375	2-6	.333	0-0	.000	0	1	1	0.1	2	0	0	0	0	1	8	0.9
15	Holmes, Jonathan	4-0	3	0.8	1-3	.333	0-2	.000	0-0	.000	0	0	0	0.0	1	0	0	0	0	0	2	0.5
12	Hazen, Brachen	5-0	9	1.8	0-2	.000	0-1	.000	0-0	.000	0	3	3	0.6	0	0	1	0	0	0	0	0.0
Team											21	25	46				2					
Total.....		18	3600		494-1058	.467	125-333	.375	312-420	.743	186	435	621	34.5	378	8	240	197	73	123	1425	79.2
Opponents.....		18	3600		459-1057	.434	133-394	.338	317-447	.709	222	431	653	36.3	337	-	230	223	57	84	1368	76.0

Score by Periods	1st	2nd	Totals
Arkansas	646	779	1425
Opponents	663	705	1368



ARKANSAS >> GAME HIGHS

POINTS	99	LSU (01/21/17)
	99	AUSTIN PEAY (12/03/16)
	98	OLE MISS (02/18/17)
FIELD GOALS MADE	40	AUSTIN PEAY (12/03/16)
	35	FORT WAYNE (11/11/16)
FIELD GOAL ATTEMPTS	77	AUSTIN PEAY (12/03/16)
	67	vs Vanderbilt (03/11/17)
	67	MOUNT ST. MARY'S (11/28/16)
FIELD GOAL PERCENTAGE	.559 (33-59)	MISSOURI (01/14/17)
	.557 (34-61)	GEORGIA (03/04/17)
3 PT FIELD GOALS MADE	13	SOUTHERN ILLINOIS (11/14/16)
	12	OLE MISS (02/18/17)
3 PT FG ATTEMPTS	29	OLE MISS (02/18/17)
	26	at LSU (02/11/17)
3 PT FG PERCENTAGE	.565 (13-23)	SOUTHERN ILLINOIS (11/14/16)
	.500 (8-16)	LSU (01/21/17)
	.500 (7-14)	at South Carolina (02/15/17)
FREE THROWS MADE	29	vs Texas (12/17/16)
	27	vs Sam Houston State (12/22/16)
FREE THROW ATTEMPTS	40	vs Sam Houston State (12/22/16)
	35	LSU (01/21/17)
FREE THROW PERCENTAGE	.935 (29-31)	vs Texas (12/17/16)
	.909 (10-11)	AUSTIN PEAY (12/03/16)
REBOUNDS	49	vs Sam Houston State (12/22/16)
	47	AUSTIN PEAY (12/03/16)
ASSISTS	28	AUSTIN PEAY (12/03/16)
	23	SOUTHERN ILLINOIS (11/14/16)
STEALS	13	NORTH FLORIDA (12/10/16)
BLOCKED SHOTS	11	AUSTIN PEAY (12/03/16)
TURNOVERS	21	at Minnesota (11/22/16)
	19	vs North Carolina (03/19/17)
FOULS	31	at Kentucky (01/07/17)
	29	FORT WAYNE (11/11/16)

ARKANSAS >> GAME LOWS

POINTS	59	VANDERBILT (02/07/17)
	62	at Texas A&M (01/17/17)
FIELD GOALS MADE	21	UT ARLINGTON (11/18/16)
	21	at Texas A&M (01/17/17)
	21	at Florida (03/01/17)
FIELD GOAL ATTEMPTS	51	at Missouri (02/04/17)
	52	at Texas A&M (01/17/17)
FIELD GOAL PERCENTAGE	.355 (22-62)	vs Texas (12/17/16)
	.356 (21-59)	at Florida (03/01/17)
3 PT FIELD GOALS MADE	1	at Minnesota (11/22/16)
	3	STEPHEN F. AUSTIN (12/01/16)
	3	vs Seton Hall (03/17/17)
3 PT FG ATTEMPTS	7	vs Seton Hall (03/17/17)
	8	at Minnesota (11/22/16)
3 PT FG PERCENTAGE	.125 (1-8)	at Minnesota (11/22/16)
	.211 (4-19)	GEORGIA (03/04/17)
FREE THROWS MADE	5	VANDERBILT (02/07/17)
	5	vs North Carolina (03/19/17)
FREE THROW ATTEMPTS	8	VANDERBILT (02/07/17)
	8	vs North Carolina (03/19/17)
FREE THROW PERCENTAGE	.619 (13-21)	at Texas A&M (01/17/17)
	.621 (18-29)	ALABAMA (02/01/17)
REBOUNDS	26	VANDERBILT (02/07/17)
	26	vs Kentucky (03/12/17)
ASSISTS	6	at Vanderbilt (01/24/17)
	7	at Oklahoma State (01/28/17)
	7	at Florida (03/01/17)
STEALS	3	at Kentucky (01/07/17)
	3	LSU (01/21/17)
BLOCKED SHOTS	0	MISSISSIPPI STATE (01/10/17)
TURNOVERS	6	VANDERBILT (02/07/17)
	7	MOUNT ST. MARY'S (11/28/16)
FOULS	13	TEXAS A&M (02/22/17)
	14	VANDERBILT (02/07/17)

INDIVIDUAL >> GAME HIGHS

Points	30	Macon, Daryl vs Ole Miss (02/18/17)
	24	Hannahs, Dusty vs Vanderbilt (02/07/17)
	24	Kingsley, Moses vs LSU (01/21/17)
	23	Kingsley, Moses vs Seton Hall (03/17/17)
	23	Barford, Jaylen at South Carolina (02/15/17)
	23	Barford, Jaylen at Missouri (02/04/17)
	23	Macon, Daryl vs Texas (12/17/16)
	23	Hannahs, Dusty vs Fort Wayne (11/11/16)
Field Goals Made	10	Kingsley, Moses vs Seton Hall (03/17/17)
	10	Macon, Daryl vs Ole Miss (02/18/17)
	10	Hannahs, Dusty vs Vanderbilt (02/07/17)
	10	Kingsley, Moses vs LSU (01/21/17)
Field Goal Att.	19	Hannahs, Dusty vs Vanderbilt (02/07/17)
	18	Barford, Jaylen at Florida (03/01/17)
	18	Kingsley, Moses vs LSU (01/21/17)
FG Pct (min 5 made)	.875 (7-8)	Bailey, Adrio vs Austin Peay (12/03/16)
	.857 (6-7)	Thomas, Dustin vs Mount St. Mary's (11/28/16)
3-Point FG Made	6	Macon, Daryl vs Ole Miss (02/18/17)
	5	Hannahs, Dusty at LSU (02/11/17)
	5	Hannahs, Dusty vs Alabama (02/01/17)
	5	Hannahs, Dusty vs Southern Illinois (11/14/16)
3-Point FG Att.	10	Hannahs, Dusty at LSU (02/11/17)
	9	Macon, Daryl vs Ole Miss (02/18/17)
3-Pt FG Pct (min 2 made)	1.000 (3-3)	Watkins, Manuale at Texas A&M (01/17/17)
	1.000 (2-2)	Macon, Daryl at Florida (03/01/17)
	1.000 (2-2)	Beard, Anton vs LSU (01/21/17)
	1.000 (2-2)	Jones, CJ vs Missouri (01/14/17)
	1.000 (2-2)	Barford, Jaylen at Tennessee (01/03/17)
	1.000 (2-2)	Jones, CJ vs Stephen F. Austin (12/01/16)
Free Throws Made	14	Macon, Daryl vs Texas (12/17/16)
	12	Macon, Daryl at Tennessee (01/03/17)
Free Throw Att.	14	Macon, Daryl vs Texas (12/17/16)
	13	Macon, Daryl at Tennessee (01/03/17)
FT Pct (min 6 made)	1.000 (14-14)	Macon, Daryl vs Texas (12/17/16)
	1.000 (8-8)	Kingsley, Moses vs Ole Miss (02/18/17)
	1.000 (7-7)	Macon, Daryl at Vanderbilt (01/24/17)
	1.000 (7-7)	Kingsley, Moses vs Southern Illinois (11/14/16)
	1.000 (6-6)	Hannahs, Dusty vs Seton Hall (03/17/17)
	1.000 (6-6)	Macon, Daryl at South Carolina (02/15/17)
	1.000 (6-6)	Beard, Anton at LSU (02/11/17)
	1.000 (6-6)	Hannahs, Dusty vs LSU (01/21/17)
Rebounds	14	Kingsley, Moses vs Florida (12/29/16)
	13	Kingsley, Moses vs Vanderbilt (03/11/17)
	13	Kingsley, Moses vs Ole Miss (02/18/17)
	13	Kingsley, Moses vs Mount St. Mary's (11/28/16)
Assists	7	Beard, Anton vs LSU (01/21/17)
	6	Thompson, Trey vs Texas A&M (02/22/17)
	6	Barford, Jaylen vs Vanderbilt (02/07/17)
	6	Macon, Daryl vs Missouri (01/14/17)
	6	Beard, Anton vs Southern Illinois (11/14/16)
Steals	4	Barford, Jaylen vs Seton Hall (03/17/17)
	4	Beard, Anton vs Vanderbilt (03/11/17)
	4	Barford, Jaylen at Florida (03/01/17)
	4	Beard, Anton vs Stephen F. Austin (12/01/16)
	4	Macon, Daryl vs Fort Wayne (11/11/16)
Blocked Shots	7	Kingsley, Moses vs Fort Wayne (11/11/16)
	5	Kingsley, Moses at LSU (02/11/17)
	5	Kingsley, Moses vs Texas (12/17/16)
	5	Kingsley, Moses vs Southern Illinois (11/14/16)
Turnovers	6	Hannahs, Dusty vs North Carolina (03/19/17)
	6	Barford, Jaylen at South Carolina (02/15/17)
	6	Barford, Jaylen vs UT Arlington (11/18/16)
Fouls	5	Thomas, Dustin at South Carolina (02/15/17)
	5	Beard, Anton at Missouri (02/04/17)
	5	Macon, Daryl at Missouri (02/04/17)
	5	Thomas, Dustin vs Alabama (02/01/17)
	5	Cook, Arlando vs LSU (01/21/17)
	5	Beard, Anton vs Missouri (01/14/17)
	5	Kingsley, Moses vs Mississippi State (01/10/17)
	5	Thomas, Dustin at Tennessee (01/03/17)
	5	Kingsley, Moses at Minnesota (11/22/16)
	5	Thomas, Dustin vs Fort Wayne (11/11/16)
Minutes	35	Hannahs, Dusty vs Vanderbilt (02/07/17)
	35	Barford, Jaylen vs LSU (01/21/17)



LEADS & DEFICITS

Date	Opponent	Largest Lead	Largest Deficit	Time Led	Time Trailed	Time Tied	Outcome
Nov. 11	FORT WAYNE	15 (2nd - 2:42)	6 (1st - 8:06)	31:22	7:16	0:52	W, 92-83
Nov. 14	SOUTHERN ILLINOIS	36 (2nd - 16:41)	3 (1st - 18:50)	37:39	0:55	1:26	W, 90-65
Nov. 18	UT ARLINGTON	7 (2nd - 10:36)	17 (1st - 12:37)	11:37	26:34	1:49	W, 71-67
Nov. 22	at Minnesota	6 (1st - 12:50)	22 (2nd - 5:32)	6:33	30:16	3:11	L, 85-71
Nov. 28	MOUNT SAINT MARY'S	21 (2nd - 6:41)	4 (1st - 18:27)	35:10	3:05	1:45	W, 89-76
Dec. 1	STEPHEN F. AUSTIN	23 (2nd - 3:15)	2 (1st - 19:22)	36:33	0:28	2:59	W, 78-62
Dec. 3	AUSTIN PEAY	41 (2nd - 8:38)	2 (1st - 19:30)	36:58	0:35	2:27	W, 99-62
Dec. 6	HOUSTON	14 (1st - 10:25)	3 (1st - 18:40)	32:27	6:27	1:06	W, 84-72
Dec. 10	NORTH FLORIDA	16 (2nd - 1:12)	3 (2nd - 13:44)	29:39	6:15	4:06	W, 91-76
Dec. 17	Texas!	9 (2nd - 11:58)	7 (1st - 12:35)	2:05	22:22	15:20	W, 77-74
Dec. 20	NORTH DAKOTA STATE	20 (2nd - 4:11)	1 (1st - 16:53)	38:22	0:40	0:57	W, 71-55
Dec. 22	Sam Houston State@	37 (2nd - 2:49)	None	38:53	None	1:07	W, 90-56
Dec. 29	No. 25 FLORIDA*	3 (1st - 14:09)	16 (2nd - 3:12)	2:32	34:13	3:15	L, 81-72
Jan. 3	at Tennessee*	7 (2nd - 16:43)	13 (1st - 4:06)	22:34	15:00	2:17	W, 82-78
Jan. 7	at No. 6 Kentucky*	4 (1st - 8:04)	26 (2nd - 0:21)	3:21	36:20	0:19	L, 97-71
Jan. 10	MISSISSIPPI STATE*	7 (1st - 9:40)	10 (2nd - 0:40)	8:16	28:11	3:33	L, 84-78
Jan. 14	MISSOURI*	22 (2nd - 17:00)	None	37:32	None	1:48	W, 92-73
Jan. 17	at Texas A&M*	5 (2nd - 1:21)	12 (2nd - 12:51)	5:29	31:07	3:24	W, 62-60
Jan. 21	LSU*	17 (2nd - 5:35)	None	38:59	None	1:01	W, 99-86
Jan. 24	at Vanderbilt*	4 (2nd - 17:37)	15 (2nd - 6:02)	4:12	31:50	3:32	W, 71-70
Jan. 28	at Oklahoma State^	None	30 (2nd - 17:39)	None	39:43	0:17	L, 99-71
Feb. 1	ALABAMA*	27 (2nd - 4:01)	4 (1st - 15:46)	33:26	5:54	0:40	W, 87-68
Feb. 4	at Missouri*	3 (1st - 19:56)	15 (1st - 5:58)	2:04	36:52	1:04	L, 83-78
Feb. 7	VANDERBILT*	None	24 (1st - 3:18)	None	39:35	0:25	L, 72-59
Feb. 11	at LSU*	12 (2nd - 3:45)	14 (1st - 4:13)	15:47	20:25	3:47	W, 78-70
Feb. 15	at No. 21 South Carolina*	12 (2nd - 18:52)	14 (1st - 14:18)	29:04	9:42	1:14	W, 83-76
Feb. 18	OLE MISS*	24 (2nd - 11:17)	3 (1st - 15:59)	36:00	1:38	2:22	W, 98-80
Feb. 22	TEXAS A&M*	10 (2nd - 12:05)	2 (1st - 15:25)	35:54	0:43	3:23	W, 86-77
Feb. 25	at Auburn*	15 (2nd - 1:17)	5 (1st - 17:01)	31:58	6:28	1:34	W, 79-68
March 1	at No. 12 Florida*	2 (1st - 19:28)	16 (1st - 9:34)	0:32	38:14	1:14	L, 78-65
March 4	GEORGIA*	21 (2nd - 2:50)	7 (1st - 8:53)	26:59	8:00	5:01	W, 85-67
March 10	No. 6 Ole Miss%	6 (2nd - 9:41)	9 (1st - 15:20)	14:50	17:51	7:19	W, 73-72
March 11	No. 7 Vanderbilt%	27 (2nd - 8:55)	3 (1st - 10:07)	36:57	2:06	0:57	W, 76-62
March 12	No. 1 Kentucky%	2 (1st - 14:36)	19 (2nd - 7:34)	1:53	35:03	3:04	L, 82-65
March 17	No. 9 Seton Hall#	6 (1st - 9:48)	8 (2nd - 9:29)	22:28	10:41	6:51	W, 77-71
March 19	No. 1 North Carolina#	5 (2nd - 3:28)	17 (1st - 5:31)	8:43	27:42	3:35	L, 72-65

Home Games in CAPS | ! = Lone Star Shootout (Houston, Texas) ^ = Big 12/SEC Challenge | @ = North Little Rock, Ark. (Verizon Arena)
 * = SEC Game | % = SEC Tournament (Nashville, Tenn.) | # = NCAA Tournament (Greenville, S.C.)



STARTING LINEUPS

Date	Opponent	G	G	G	F	F	Outcome
Nov. 11	Fort Wayne	Barford	Macon	Hannahs	Thomas	Kingsley	W, 92-83
Nov. 14	Southern Illinois	Barford	Macon	Hannahs	Thomas	Kingsley	W, 90-65
Nov. 18	UT Arlington	Barford	Macon	Hannahs	Thomas	Kingsley	W, 71-67
Nov. 22	at Minnesota	Barford	Macon	Hannahs	Thomas	Kingsley	L, 85-71
Nov. 28	Mount Saint Mary's	Beard	Watkins	Hannahs	Thomas	Kingsley	W, 89-76
Dec. 1	Stephen F. Austin	Beard	Watkins	Hannahs	Thomas	Kingsley	W, 78-62
Dec. 3	Austin Peay	Barford	Macon	Watkins	Thomas	Kingsley	W, 99-62
Dec. 6	Houston	Barford	Macon	Watkins	Thomas	Kingsley	W, 84-72
Dec. 10	North Florida	Barford	Macon	Watkins	Thomas	Kingsley	W, 91-76
Dec. 17	vs Texas!	Barford	Macon	Watkins	Thomas	Kingsley	W, 77-74
Dec. 20	North Dakota State	Barford	Macon	Watkins	Thomas	Kingsley	W, 71-55
Dec. 22	Sam Houston State@	Hannahs	Macon	Watkins	Thomas	Kingsley	W, 90-56
Dec. 29	No. 25 Florida*	Hannahs	Macon	Watkins	Thomas	Kingsley	L, 81-72
Jan. 3	at Tennessee*	Hannahs	Macon	Watkins	Cook	Kingsley	W, 82-78
Jan. 7	at No. 6 Kentucky*	Hannahs	Macon	Watkins	Cook	Kingsley	L, 97-71
Jan. 10	Mississippi State*	Barford	Macon	Watkins	Cook	Kingsley	L, 84-78
Jan. 14	Missouri*	Barford	Macon	Beard	Thomas	Kingsley	W, 92-73
Jan. 17	at Texas A&M*	Barford	Macon	Beard	Thomas	Kingsley	W, 62-60
Jan. 21	LSU*	Barford	Macon	Beard	Cook	Kingsley	W, 99-86
Jan. 24	at Vanderbilt*	Barford	Macon	Beard	Cook	Kingsley	W, 71-70
Jan. 28	at Oklahoma State^	Barford	Macon	Beard	Cook	Kingsley	L, 99-71
Feb. 1	Alabama*	Barford	Macon	Beard	Cook	Kingsley	W, 87-68
Feb. 4	at Missouri*	Barford	Macon	Beard	Thomas	Kingsley	L, 83-78
Feb. 7	Vanderbilt*	Barford	Hannahs	Beard	Thomas	Kingsley	L, 72-59
Feb. 11	at LSU*	Barford	Hannahs	Beard	Bailey	Kingsley	W, 78-70
Feb. 15	at No. 21 South Carolina*	Barford	Hannahs	Watkins	Bailey	Kingsley	W, 83-76
Feb. 18	Ole Miss*	Barford	Hannahs	Watkins	Thomas	Kingsley	W, 98-80
Feb. 22	Texas A&M*	Barford	Hannahs	Watkins	Thomas	Kingsley	W, 86-77
Feb. 25	at Auburn*	Barford	Hannahs	Watkins	Thomas	Kingsley	W, 79-68
March 1	at No. 12 Florida*	Barford	Hannahs	Watkins	Thomas	Kingsley	L, 78-65
March 4	Georgia*	Barford	Hannahs	Watkins	Thomas	Kingsley	W, 85-67
March 10	No. 6 Ole Miss%	Barford	Hannahs	Watkins	Thomas	Kingsley	W, 73-72
March 11	No. 7 Vanderbilt%	Barford	Hannahs	Watkins	Thomas	Kingsley	W, 76-62
March 12	No. 1 Kentucky%	Barford	Hannahs	Watkins	Thomas	Kingsley	L, 82-65
March 17	No. 9 Seton Hall#	Barford	Hannahs	Watkins	Thomas	Kingsley	W, 77-71
March 19	No. 1 North Carolina#	Barford	Hannahs	Watkins	Thomas	Kingsley	L, 72-65

Home Games in CAPS | ! = Lone Star Shootout (Houston, Texas) ^ = Big 12/SEC Challenge | @ = North Little Rock, Ark. (Verizon Arena)

* = SEC Game | % = SEC Tournament (Nashville, Tenn.) | # = NCAA Tournament (Greenville, S.C.)



GAME 4

Arkansas at Minnesota
Nov. 22, 2016 at 7 p.m. at Minneapolis, Minn. (Williams Arena)

Arkansas 71 • 3-1

Table with columns for Player, FG-FGA, 3-Ptr, FT-FTA, Rebounds (Off, Def, Tot), PF, TP, A TO Blk Stl, Min. Lists stats for 13 players and team totals.

FG % 1st Half: 9-32 28.1% 2nd half: 17-29 58.6% Game: 26-61 42.6% Deadball Rebounds 1
3FG % 1st Half: 0-4 0.0% 2nd half: 1-4 25.0% Game: 1-8 12.5%
FT % 1st Half: 7-8 87.5% 2nd half: 11-12 91.7% Game: 18-20 90.0%

Minnesota 85 • 5-0

Table with columns for Player, FG-FGA, 3-Ptr, FT-FTA, Rebounds (Off, Def, Tot), PF, TP, A TO Blk Stl, Min. Lists stats for 27 players and team totals.

FG % 1st Half: 15-30 50.0% 2nd half: 14-26 53.8% Game: 29-56 51.8% Deadball Rebounds 2
3FG % 1st Half: 6-9 66.7% 2nd half: 3-6 50.0% Game: 9-15 60.0%
FT % 1st Half: 6-11 54.5% 2nd half: 12-14 85.7% Game: 18-25 72.0%

Officials: Bo Boroski, Larry Sciroto, Luke Schumer
Technical fouls: Arkansas-None. Minnesota-None.
Attendance: 8997

Score by periods table with columns: 1st, 2nd, Total. Shows Arkansas (25, 46, 71) and Minnesota (42, 43, 85).

Points in game table with columns: In, Off, 2nd, Fast, Bench. Shows Arkansas (46, 11, 11, 6, 12) and Minnesota (38, 26, 13, 4, 30).

Last FG - AR 2nd-00:50, MINN 2nd-00:58.
Largest lead - AR by 6 1st-12:50, MINN by 22 2nd-05:32.
AR led for 06:33. MINN led for 30:16. Game was tied for 03:11.



Senior Dusty Hannahs recorded his second 20-point game of the year at Minnesota, shooting 7-of-12 from the field and going a perfect 5-of-5 from the charity stripe.

GAME 5

Arkansas vs Mount St. Mary's
Nov. 28, 2016 at 7 p.m. at Fayetteville, Ark. (Bud Walton Arena)

Mount St. Mary's 76 • 1-7

Table with columns for Player, FG-FGA, 3-Ptr, FT-FTA, Rebounds (Off, Def, Tot), PF, TP, A TO Blk Stl, Min. Lists stats for 25 players and team totals.

FG % 1st Half: 15-30 50.0% 2nd half: 12-31 38.7% Game: 27-61 44.3% Deadball Rebounds 3,1
3FG % 1st Half: 4-11 36.4% 2nd half: 6-18 33.3% Game: 10-29 34.5%
FT % 1st Half: 3-3 100.0 2nd half: 9-13 69.2% Game: 12-16 75.0%

Arkansas 89 • 4-1

Table with columns for Player, FG-FGA, 3-Ptr, FT-FTA, Rebounds (Off, Def, Tot), PF, TP, A TO Blk Stl, Min. Lists stats for 23 players and team totals.

FG % 1st Half: 19-37 51.4% 2nd half: 13-30 43.3% Game: 32-67 47.8% Deadball Rebounds 5,1
3FG % 1st Half: 5-9 55.6% 2nd half: 3-10 30.0% Game: 8-19 42.1%
FT % 1st Half: 2-4 50.0% 2nd half: 15-21 71.4% Game: 17-25 68.0%

Officials: Mike Nance, Keith Kimble, Todd Austin
Technical fouls: Mount St. Mary's-None. Arkansas-None.
Attendance: 13321
Estimated Actual Attendance: 4,256

Score by periods table with columns: 1st, 2nd, Total. Shows Mount St. Mary's (37, 39, 76) and Arkansas (45, 44, 89).

Points in game table with columns: In, Off, 2nd, Fast, Bench. Shows Mount St. Mary's (34, 10, 6, 9, 18) and Arkansas (48, 18, 13, 21, 36).

Last FG - MOUNT 2nd-00:18, AR 2nd-01:54.
Largest lead - MOUNT by 4 1st-18:27, AR by 21 2nd-06:41.
MOUNT led for 03:05. AR led for 35:10. Game was tied for 01:45.

Score tied - 1 time.
Lead changed - 3 times.

GAME 6

Arkansas vs Stephen F. Austin
Dec. 1, 2016 at 8 p.m. at Fayetteville, Ark. (Bud Walton Arena)

Stephen F. Austin 62 • 2-3

Table with columns for Player, FG-FGA, 3-Ptr, FT-FTA, Rebounds (Off, Def, Tot), PF, TP, A TO Blk Stl, Min. Lists stats for 12 players and team totals.

FG % 1st Half: 10-21 47.6% 2nd half: 8-18 44.4% Game: 18-39 46.2% Deadball Rebounds 3,1
3FG % 1st Half: 0-6 0.0% 2nd half: 3-8 37.5% Game: 3-14 21.4%
FT % 1st Half: 8-11 72.7% 2nd half: 15-19 78.9% Game: 23-30 76.7%

Arkansas 78 • 5-1

Table with columns for Player, FG-FGA, 3-Ptr, FT-FTA, Rebounds (Off, Def, Tot), PF, TP, A TO Blk Stl, Min. Lists stats for 23 players and team totals.

FG % 1st Half: 13-27 48.1% 2nd half: 15-29 51.7% Game: 28-56 50.0% Deadball Rebounds 1,1
3FG % 1st Half: 3-7 42.9% 2nd half: 0-6 0.0% Game: 3-13 23.1%
FT % 1st Half: 5-6 83.3% 2nd half: 14-17 82.4% Game: 19-23 82.6%

Officials: Michael Roberts, James Breeding, William Covington
Technical fouls: Stephen F. Austin-Gilmore III,Leon. Arkansas-None.
Attendance: 13358
Estimated Actual Attendance: 4,705

Score by periods table with columns: 1st, 2nd, Total. Shows Stephen F. Austin (28, 34, 62) and Arkansas (34, 44, 78).

Points in game table with columns: In, Off, 2nd, Fast, Bench. Shows Stephen F. Austin (28, 24, 9, 4, 24) and Arkansas (36, 29, 12, 20, 25).



Fresman C.J. Jones scored a season-high 11 points against Austin Peay, going 3-of-4 from long range and adding two assists in 15 minutes of action.

GAME 7

Arkansas vs Austin Peay
Dec. 3, 2016 at 7 p.m. at Fayetteville, Ark. (Bud Walton Arena)

Austin Peay 62 • 4-4

Table with columns: Player, FG-FGA, 3-FGA, FT-FTA, Rebounds (Off, Def, Tot), PF, TP, A, TO, Blk, Stl, Min. Includes team totals and game statistics.

FG % 1st Half: 12-30 40.0% 2nd half: 12-35 34.3% Game: 24-65 36.9%
3FG % 1st Half: 2-8 25.0% 2nd half: 2-9 22.2% Game: 4-17 23.5%
FT % 1st Half: 5-8 62.5% 2nd half: 5-7 71.4% Game: 10-15 66.7%

Arkansas 99 • 6-1

Table with columns: Player, FG-FGA, 3-FGA, FT-FTA, Rebounds (Off, Def, Tot), PF, TP, A, TO, Blk, Stl, Min. Includes team totals and game statistics.

FG % 1st Half: 17-41 41.5% 2nd half: 23-36 63.9% Game: 40-77 51.9%
3FG % 1st Half: 3-12 25.0% 2nd half: 6-11 54.5% Game: 9-23 39.1%
FT % 1st Half: 4-5 80.0% 2nd half: 6-6 100.0% Game: 10-11 90.9%

Officials: Anthony Jordan, John Hampton, Rob Rorker
Technical fouls: Austin Peay-None. Arkansas-None.
Attendance: 19,483
Estimated Actual Attendance: 10,059

Score by periods table with columns: 1st, 2nd, Total. Includes points, paint, off T/O, 2nd chance, fast break, bench.

GAME 8

Arkansas vs Houston
Dec. 6, 2016 at 6 p.m. at Fayetteville, Ark. (Bud Walton Arena)

Houston 72 • 6-2

Table with columns: Player, FG-FGA, 3-FGA, FT-FTA, Rebounds (Off, Def, Tot), PF, TP, A, TO, Blk, Stl, Min. Includes team totals and game statistics.

FG % 1st Half: 13-27 48.1% 2nd half: 14-35 40.0% Game: 27-62 43.5%
3FG % 1st Half: 4-8 50.0% 2nd half: 4-14 28.6% Game: 8-22 36.4%
FT % 1st Half: 5-8 62.5% 2nd half: 5-9 55.6% Game: 10-17 58.8%

Arkansas 84 • 7-1

Table with columns: Player, FG-FGA, 3-FGA, FT-FTA, Rebounds (Off, Def, Tot), PF, TP, A, TO, Blk, Stl, Min. Includes team totals and game statistics.

FG % 1st Half: 14-32 43.8% 2nd half: 16-27 59.3% Game: 30-59 50.8%
3FG % 1st Half: 3-9 33.3% 2nd half: 3-5 60.0% Game: 6-14 42.9%
FT % 1st Half: 3-3 100.0% 2nd half: 15-21 71.4% Game: 18-24 75.0%

Officials: Olandis Poole, Darron George, Tony Henderson
Technical fouls: Houston-TEAM. Arkansas-None.
Attendance: 13,455
Estimated Actual Attendance: 6,678
Fouled Out: Houston #00, Knowles @ 4:57 2H

Score by periods table with columns: 1st, 2nd, Total. Includes points, paint, off T/O, 2nd chance, fast break, bench.

GAME 9

Arkansas vs North Florida
Dec. 10, 2016 at 4:30 p.m. at Fayetteville, Ark. (Bud Walton Arena)

North Florida 76 • 3-8

Table with columns: Player, FG-FGA, 3-FGA, FT-FTA, Rebounds (Off, Def, Tot), PF, TP, A, TO, Blk, Stl, Min. Includes team totals and game statistics.

FG % 1st Half: 15-33 45.5% 2nd half: 11-23 47.8% Game: 26-56 46.4%
3FG % 1st Half: 7-17 41.2% 2nd half: 5-13 38.5% Game: 12-30 40.0%
FT % 1st Half: 7-9 77.8% 2nd half: 5-10 50.0% Game: 12-19 63.2%

Arkansas 91 • 8-1

Table with columns: Player, FG-FGA, 3-FGA, FT-FTA, Rebounds (Off, Def, Tot), PF, TP, A, TO, Blk, Stl, Min. Includes team totals and game statistics.

FG % 1st Half: 16-33 48.5% 2nd half: 15-33 45.5% Game: 31-66 47.0%
3FG % 1st Half: 1-8 12.5% 2nd half: 4-12 33.3% Game: 5-20 25.0%
FT % 1st Half: 11-16 68.8% 2nd half: 13-16 81.3% Game: 24-32 75.0%

Officials: Mike Nance, Todd Austin, Nate Green
Technical fouls: North Florida-None. Arkansas-None.
Attendance: 13,700
Estimated Actual Attendance: 7,650
Fouled Out: North Florida, #23, Malonga (8:35 2H)

Score by periods table with columns: 1st, 2nd, Total. Includes points, paint, off T/O, 2nd chance, fast break, bench.



GAME 25

Arkansas at LSU
Feb. 11, 2017 at 7:30 p.m. at Baton Rouge, La. (Maravich Center)

Arkansas 78 • 18-7 (7-5 SEC)

Statistical table for Arkansas vs LSU game, including player names, FG-FGA, 3-Ptr, FT-FTA, Rebounds, PF, TP, A TO Blk Stl, and Min.

FG % 1st Half: 10-27 37.0% 2nd half: 14-26 53.8% Game: 24-53 45.3%
3FG % 1st Half: 3-9 33.3% 2nd half: 7-17 41.2% Game: 10-26 38.5%
FT % 1st Half: 8-11 72.7% 2nd half: 12-16 75.0% Game: 20-27 74.1%

LSU 70 • 9-15 (1-11 SEC)

Statistical table for LSU vs Arkansas game, including player names, FG-FGA, 3-Ptr, FT-FTA, Rebounds, PF, TP, A TO Blk Stl, and Min.

FG % 1st Half: 14-34 41.2% 2nd half: 12-33 36.4% Game: 26-67 38.8%
3FG % 1st Half: 1-7 14.3% 2nd half: 3-8 37.5% Game: 4-15 26.7%
FT % 1st Half: 11-15 73.3% 2nd half: 3-6 50.0% Game: 14-21 66.7%

Officials: Pat Adams, Brian Shey, Bart Lenox
Technical fouls: Arkansas-None, LSU-None.
Attendance: 7132

Score by periods table with columns for 1st, 2nd, and Total scores.

Points in game table with columns for In, Off, 2nd, Fast, Bench.

Last FG - AR 2nd-03:45, LSU 2nd-01:46.
Largest lead - AR by 12 2nd-03:35, LSU by 14 1st-04:13.
AR led for 15:47, LSU led for 20:25. Game was tied for 03:47.

Score tied - 4 times.
Lead changed - 4 times.



In what turned into a signature road win over an eventual Final Four team, Jaylen Barford scored a season-high 23 points on 9-of-17 shooting at No. 21 South Carolina.

GAME 26

Arkansas at No. 21 South Carolina
Feb. 15, 2017 at 5:30 p.m. at Columbia, S.C. (Colonial Life Arena)

Arkansas 83 • 19-7, 8-5 SEC

Statistical table for Arkansas vs No. 21 South Carolina game, including player names, FG-FGA, 3-Ptr, FT-FTA, Rebounds, PF, TP, A TO Blk Stl, and Min.

FG % 1st Half: 15-27 55.6% 2nd half: 15-29 51.7% Game: 30-56 53.6%
3FG % 1st Half: 5-7 71.4% 2nd half: 2-7 28.6% Game: 7-14 50.0%
FT % 1st Half: 4-4 100.0% 2nd half: 12-14 85.7% Game: 16-18 88.9%

South Carolina 76 • 20-6, 10-3 SEC

Statistical table for South Carolina vs Arkansas game, including player names, FG-FGA, 3-Ptr, FT-FTA, Rebounds, PF, TP, A TO Blk Stl, and Min.

FG % 1st Half: 13-35 37.1% 2nd half: 15-30 50.0% Game: 28-65 43.1%
3FG % 1st Half: 2-11 18.2% 2nd half: 4-11 36.4% Game: 6-22 27.3%
FT % 1st Half: 4-6 66.7% 2nd half: 10-11 90.9% Game: 14-17 82.4%

Officials: Karl Hess, Sean Casey, Dough Simmons
Technical fouls: Arkansas-None, South Carolina-None.
Attendance: 13001

Score by periods table with columns for 1st, 2nd, and Total scores.

Points in game table with columns for In, Off, 2nd, Fast, Bench.

Last FG - AR 2nd-00:29, SC 2nd-01:03.
Largest lead - AR by 12 2nd-18:52, SC by 14 1st-14:18.
AR led for 29:04, SC led for 09:42. Game was tied for 01:14.

Score tied - 2 times.
Lead changed - 5 times.

GAME 27

Arkansas vs Ole Miss
Feb. 18, 2017 at 5 p.m. at Fayetteville, Ark. (Bud Walton Arena)

Ole Miss 80 • 16-11, 7-7 SEC

Statistical table for Ole Miss vs Arkansas game, including player names, FG-FGA, 3-Ptr, FT-FTA, Rebounds, PF, TP, A TO Blk Stl, and Min.

FG % 1st Half: 15-34 44.1% 2nd half: 11-36 30.6% Game: 26-70 37.1%
3FG % 1st Half: 3-11 27.3% 2nd half: 5-16 31.3% Game: 8-27 29.6%
FT % 1st Half: 4-6 66.7% 2nd half: 16-21 76.2% Game: 20-27 74.1%

Arkansas 98 • 20-7, 9-5 SEC

Statistical table for Arkansas vs Ole Miss game, including player names, FG-FGA, 3-Ptr, FT-FTA, Rebounds, PF, TP, A TO Blk Stl, and Min.

FG % 1st Half: 15-36 41.7% 2nd half: 16-30 53.3% Game: 31-66 47.0%
3FG % 1st Half: 6-16 37.5% 2nd half: 6-13 46.2% Game: 12-29 41.4%
FT % 1st Half: 10-11 90.9% 2nd half: 14-16 87.5% Game: 24-27 88.9%

Officials: Doug Shows, Patrick Evans, Tim Gattis
Technical fouls: Ole Miss-None, Arkansas-None.
Attendance: 17356
Estimated Actual Attendance: 15214
Fouled Out: Ole Miss, #05, Hymon (1:55 2H)

Score by periods table with columns for 1st, 2nd, and Total scores.

Points in game table with columns for In, Off, 2nd, Fast, Bench.



FINAL SEC STANDINGS

Teams	Conference		Overall		Home	Away	Neutral	Streak
	W-L	Pct.	W-L	Pct.				
Kentucky** (NCAA)	16-2	.889	32-6	.842	15-2	7-3	10-1	L1
Florida (NCAA)	14-4	.778	27-9	.750	9-1	8-4	10-4	L1
Arkansas (NCAA)	12-6	.667	26-10	.722	16-3	6-5	4-2	L1
South Carolina% (NCAA)	12-6	.667	26-11	.703	15-3	6-5	5-3	L1
Alabama (NIT)	10-8	.556	19-15	.559	10-7	5-6	4-2	L2
Ole Miss (NIT)	10-8	.556	22-14	.611	13-6	6-6	3-2	L1
Vanderbilt (NCAA)	10-8	.556	19-16	.543	11-5	5-6	3-5	L2
Georgia (NIT)	9-9	.500	19-15	.559	12-6	5-7	2-2	L2
Tennessee	8-10	.444	16-16	.500	11-5	4-7	1-4	L1
Texas A&M	8-10	.444	16-15	.516	11-5	3-7	2-3	L2
Auburn	7-11	.389	18-14	.563	10-5	6-6	2-3	L1
Mississippi State	6-12	.333	16-16	.500	10-7	2-7	4-2	L1
LSU	2-16	.111	10-21	.323	8-8	1-10	1-3	L2
Missouri	2-16	.111	8-24	.250	6-11	0-9	2-4	L1

* - SEC Champion | ^ - SEC Tournament Champion | % - Advanced to the Final Four

SEC TOURNAMENT

Location: Bridgestone Arena • Nashville, Tenn.

First Round - Wednesday, March 8

- Game 1 #12 Mississippi State 79, #13 LSU 52
- Game 2 #14 Missouri 86, #11 Auburn 83 (OT)

Second Round - Thursday, March 9

- Game 3 #8 Georgia 59, #9 Tennessee 57
- Game 4 #5 Alabama 75, #12 Mississippi State 55
- Game 5 #7 Vanderbilt 66, #10 Texas A&M 41
- Game 6 #6 Ole Miss 86, #14 Missouri 74

Third Round - Friday, March 10

- Game 7 #1 Kentucky 71, #8 Georgia 60
- Game 8 #5 Alabama 64, #4 South Carolina 53
- Game 9 #7 Vanderbilt 72, #2 Florida 62 (OT)
- Game 10 #3 Arkansas 73, #6 Ole Miss 72**

Semifinals - Saturday, March 11

- Game 11 #1 Kentucky 79, #5 Alabama 74
- Game 12 #3 Arkansas 76, #7 Vanderbilt 62**

Finals - Sunday, March 12

- Game 13 #1 Kentucky 82, #3 Arkansas 65**

All-Tournament Team

- Riley LaChance, Vanderbilt
- Daryl Macon, Arkansas**
- De'Aaron Fox, Kentucky
- Bam Adebayo, Kentucky
- Dominique Hawkins, Kentucky

SEC Tournament MVP

- De'Aaron Fox, Kentucky

SEC AWARDS

- Coach of the Year: Mike White, Florida
- Player of the Year: Sindarius Thornwell, South Carolina
- Scholar-Athlete of the Year: Luke Kornet, Vanderbilt
- Freshman of the Year: Malik Monk, Kentucky
- Sixth-Man of the Year: Canyon Barry, Florida
- Defensive Player of the Year: Robert Williams, Texas A&M

First Team All-SEC

- KeVaughn Allen, Florida
- J.J. Frazier, Georgia
- Yante Maten, Georgia
- De'Aaron Fox, Kentucky
- Malik Monk, Kentucky
- Sebastian Saiz, Ole Miss
- Sindarius Thornwell, South Carolina
- Luke Kornet, Vanderbilt

Second Team All-SEC

- Moses Kingsley, Arkansas**
- Kasey Hill, Florida
- Bam Adebayo, Kentucky
- Antonio Blakeney, LSU
- Quinnndary Weatherspoon, Mississippi State
- Robert Hubbs III, Tennessee
- Tyler Davis, Texas A&M
- Robert Williams, Texas A&M

SEC All-Freshman Team

- Braxton Key, Alabama
- Mustapha Heron, Auburn
- Bam Adebayo, Kentucky
- De'Aaron Fox, Kentucky
- Malik Monk, Kentucky
- Lamar Peters, Mississippi State
- Grant Williams, Tennessee
- Robert Williams, Texas A&M

SEC All-Defensive Team

- Moses Kingsley, Arkansas**
- Kasey Hill, Florida
- Sindarius Thornwell, South Carolina
- Robert Williams, Texas A&M
- Luke Kornet, Vanderbilt

AP ALL-SEC AWARDS

- Player of the Year: Malik Monk, Kentucky
- Coach of the Year: Mike White, Florida
- Newcomer of the Year: Malik Monk, Kentucky

First Team All-SEC

- u-Malik Monk, Kentucky
- u-Sindarius Thornwell, South Carolina
- J.J. Frazier, Georgia
- De'Aaron Fox, Kentucky
- Sebastian Saiz, Ole Miss

Second Team All-SEC

- Moses Kingsley, Arkansas**
- KeVaughn Allen, Florida
- Yante Maten, Georgia
- Robert Williams, Texas A&M
- Bam Adebayo, Kentucky

u - unanimous choice



SCORING

Player	Team	G	Pts.	Avg.
1. Sindarius Thornwell	South Carolina	31	663	21.4
2. Malik Monk	Kentucky	38	754	19.8
3. J.J. Frazier	Georgia	34	640	18.8
4. Yante Maten	Georgia	29	528	18.2
5. Antonio Blakeney	LSU	31	533	17.2
6. De'Aaron Fox	Kentucky	36	601	16.7
7. Q. Weatherspoon	Mississippi St.	29	478	16.5
8. Deandre Burnett	Ole Miss	33	543	16.5
9. Mustapha Heron	Auburn	32	485	15.2
10. Sebastian Saiz	Ole Miss	36	543	15.1

ASSISTS

Player	Team	G	Assists	Avg.
1. De'Aaron Fox	Kentucky	36	165	4.6
2. I.J. Ready	Mississippi St.	28	127	4.5
3. Kasey Hill	Florida	36	161	4.5
4. Terrence Phillips	Missouri	32	142	4.4
5. Isaiah Briscoe	Kentucky	36	151	4.2
6. J.J. Frazier	Georgia	34	140	4.1
7. Riley Lachance	Vanderbilt	35	137	3.9
8. Admon Gilder	Texas A&M	31	120	3.9
9. Chris Chiozza	Florida	36	135	3.8
10. Skylar Mays	LSU	31	113	3.6

REBOUNDING

Player	Team	G	Reb.	Avg.
1. Sebastian Saiz	Ole Miss	36	409	11.4
2. Robert Williams	Texas A&M	31	253	8.2
3. Edrice Adebayo	Kentucky	38	304	8.0
4. Moses Kingsley	Arkansas	36	277	7.7
5. Derek Ogbeide	Georgia	34	259	7.6
6. Sindarius Thornwell	South Carolina	31	221	7.1
7. Jeff Roberson	Vanderbilt	35	246	7.0
8. Tyler Davis	Texas A&M	31	216	7.0
9. Yante Maten	Georgia	29	197	6.8
10. Bola Olaniyan	Alabama	33	212	6.4

STEALS

Player	Team	G	Steals	Avg.
1. Sindarius Thornwell	South Carolina	31	66	2.1
2. Admon Gilder	Texas A&M	31	60	1.9
3. J.J. Frazier	Georgia	34	63	1.9
4. Q. Weatherspoon	Mississippi St.	29	50	1.7
PJ Dozier	South Carolina	36	60	1.7
Kasey Hill	Florida	36	60	1.7
7. I.J. Ready	Mississippi St.	28	45	1.6
8. De'Aaron Fox	Kentucky	36	53	1.5
9. Danjel Purifoy	Auburn	29	41	1.4
10. Terence Davis	Ole Miss	36	50	1.4

FIELD GOAL PCT

Player	Team	G	FG-FGA	Pct.
1. Tyler Davis	Texas A&M	31	166-269	.617
2. Yante Maten	Georgia	29	179-345	.519
3. Duop Reath	LSU	31	157-308	.510
4. Terence Davis	Ole Miss	36	200-415	.482
5. De'Aaron Fox	Kentucky	36	214-447	.479
6. Sebastian Saiz	Ole Miss	36	181-386	.469
7. Q. Weatherspoon	Mississippi St.	29	173-369	.469
8. Robert Hubbs III	Tennessee	32	170-364	.467
9. Antonio Blakeney	LSU	31	194-424	.458
10. Malik Monk	Kentucky	38	251-558	.450

FREE THROW PCT

Player	Team	G	FT-FTA	Pct.
1. Dusty Hannahs	Arkansas	36	108-119	.908
2. J.J. Frazier	Georgia	34	187-211	.886
3. KeVaughn Allen	Florida	36	91-103	.883
4. Canyon Barry	Florida	35	113-128	.883
5. Deandre Burnett	Ole Miss	33	192-218	.881
6. Danjel Purifoy	Auburn	29	80-91	.879
7. Daryl Macon	Arkansas	36	136-157	.866
8. Luke Kornet	Vanderbilt	35	120-140	.857
9. Robert Hubbs III	Tennessee	32	93-111	.838
10. Sindarius Thornwell	South Carolina	31	215-259	.830



Senior Dusty Hannahs led the SEC in free throw percentage, ending the year at 90.8 percent for the season. He sank the final 30 free throw attempts of his collegiate career.

BLOCKED SHOTS

Player	Team	G	Blocks	Avg.
1. Moses Kingsley	Arkansas	36	93	2.6
2. Robert Williams	Texas A&M	31	77	2.5
3. Luke Kornet	Vanderbilt	35	71	2.0
4. Aric Holman	Mississippi St.	32	64	2.0
5. Grant Williams	Tennessee	32	61	1.9
6. Kevarrius Hayes	Florida	36	60	1.7
7. Edrice Adebayo	Kentucky	38	57	1.5
8. Duop Reath	LSU	31	46	1.5
9. Yante Maten	Georgia	29	43	1.5
10. Donta Hall	Alabama	34	48	1.4



3-POINT FG PCT

Player	Team	G	3FG-FGA	Pct.
1. Riley Lachance	Vanderbilt	35	70-144	.486
2. Cullen Neal	Ole Miss	36	63-154	.409
3. Bryce Brown	Auburn	28	56-140	.400
4. Malik Monk	Kentucky	38	104-262	.397
5. Sindarius Thornwell	South Carolina	31	58-147	.395
6. Dusty Hannahs	Arkansas	36	74-191	.387
Daryl Macon	Arkansas	36	65-168	.387
8. Derek Willis	Kentucky	38	49-130	.377
8. Admon Gilder	Texas A&M	31	58-154	.377
10. Deandre Burnett	Ole Miss	33	73-194	.376

3-POINT FG MADE

Player	Team	G	3FG Made
1. Malik Monk	Kentucky	38	104
2. Matthew Fisher-Davis	Vanderbilt	34	84
3. KeVaughn Allen	Florida	36	78
4. Dusty Hannahs	Arkansas	36	74
5. Deandre Burnett	Ole Miss	33	73
6. Riley Lachance	Vanderbilt	35	70
7. Duane Notice	South Carolina	37	69
8. Daryl Macon	Arkansas	36	65
9. Cullen Neal	Ole Miss	36	63
10. Lamar Peters	Mississippi St.	30	59

ASSIST/TURNOVER

Player	Team	G	Asst/Turn	Ratio
1. Chris Chiozza	Florida	36	135/56	2.4
I.J. Ready	Mississippi St.	28	127/54	2.4
3. Riley Lachance	Vanderbilt	35	137/67	2.0
4. De'Aaron Fox	Kentucky	36	165/87	1.9
5. Terrence Phillips	Missouri	32	142/79	1.8
5. J.J. Frazier	Georgia	34	140/80	1.8
7. Jalyn Patterson	LSU	31	93/54	1.7
7. Isaiah Briscoe	Kentucky	36	151/89	1.7
9. Skylar Mays	LSU	31	113/69	1.6
10. Lamar Peters	Mississippi St.	30	101/68	1.5

MINUTES PLAYED

Player	Team	G	Mins	Avg.
1. J.J. Frazier	Georgia	34	1178	34.6
Admon Gilder	Texas A&M	31	1073	34.6
3. Sindarius Thornwell	South Carolina	31	1064	34.3
4. Sebastian Saiz	Ole Miss	36	1200	33.3
5. Duane Notice	South Carolina	37	1222	33.0
6. Antonio Blakeney	LSU	31	1019	32.9
7. Malik Monk	Kentucky	38	1218	32.1
8. Q. Weatherspoon	Mississippi St.	29	926	31.9
9. Jeff Roberson	Vanderbilt	35	1108	31.7
10. Robert Hubbs III	Tennessee	32	1011	31.6

OFFENSIVE REBOUNDS

Player	Team	G	Reb	Avg.
1. Sebastian Saiz	Ole Miss	36	122	3.4
2. Edrice Adebayo	Kentucky	38	118	3.1
Tyler Davis	Texas A&M	31	95	3.1
4. Robert Williams	Texas A&M	31	94	3.0
5. Grant Williams	Tennessee	32	94	2.9
6. Bola Olaniyan	Alabama	33	89	2.7
7. Sindarius Thornwell	South Carolina	31	77	2.5
Yante Maten	Georgia	29	72	2.5
9. Derek Ogbeide	Georgia	34	78	2.3
Chris Silva	South Carolina	37	84	2.3

DEFENSIVE REBOUNDS

Player	Team	G	Reb	Avg.
1. Sebastian Saiz	Ole Miss	36	287	8.0
2. Moses Kingsley	Arkansas	36	198	5.5
3. Derek Ogbeide	Georgia	34	181	5.3
4. Robert Williams	Texas A&M	31	159	5.1
5. Jeff Roberson	Vanderbilt	35	176	5.0
6. Edrice Adebayo	Kentucky	38	186	4.9
7. Luke Kornet	Vanderbilt	35	164	4.7
8. Sindarius Thornwell	South Carolina	31	144	4.6
9. Mustapha Heron	Auburn	32	143	4.5
10. Devin Robinson	Florida	36	158	4.4



For the second straight year, Moses Kingsley finished inside the top three in the league in defensive rebounds after averaging 5.5 per game during his senior campaign.



RAZORBACK HISTORY

IN THIS SECTION

Bud Walton Arena/Barnhill Arena	84-87
Bud Walton Arena Records.....	88
History & Memorable Games	89-99
All-Americans.....	100-101
Honors & Awards.....	102-105
All-Time Final Rankings	106-107
Razorbacks In The NBA	108-109
Letterwinners.....	110-111
Hall of Fame/Hall of Honor.....	112



THE BASKETBALL PALACE OF MID-AMERICA

BUD WALTON ARENA

Arkansas has played in Bud Walton Arena - The Basketball Palace of Mid-America - for 24 years and has drawn more than six million fans. In that time, it has ranked among national attendance leaders every season and the Hogs have won 81.1 percent of their home games.

When Arkansas joined the Southeastern Conference in August of 1990, then-Razorback Athletic Director Frank Broyles knew the athletic facilities had to be upgraded to contend in America's most nationally competitive league.

His attention turned immediately to basketball. The Hogs were very successful, coming off a Final Four trip earlier that year, but had just a 9,000-seat home, Barnhill Arena.

One day, Bud Walton, co-founder of Walmart, visited Broyles and asked him what Arkansas needed most to be competitive in the SEC. Broyles mentioned the need for additional basketball seats and was asked by Walton what a new arena would cost. The figure \$30 million was discussed and Walton offered to pay half. From that visit, Bud Walton Arena was born.

Groundbreaking to grand opening was accomplished in a remarkable 18 months. The Razorbacks played in Bud Walton for the first time in November of 1993. Everything went perfectly during the first full year. Not only did Arkansas sell out the arena, the Razorbacks were unbeaten in their new home (16-0) and won the 1994 National Championship.

The Hogs carry a 332-77 (.811) record into the 2017-18 season.

In 24 seasons, Arkansas has an all-time average attendance of 16,029 in Bud Walton Arena. Arkansas has ranked in the top 30 nationally in attendance every year in BWA.

Entering the 2017-18 campaign, Arkansas has a combined mark of 636-171 in its last two home arenas for an outstanding home winning percentage of .788 over the last 60 years.

Bud Walton Arena houses the Tommy Boyer Hall of Champions (pictured right) that includes a tribute to Arkansas' 1994 NCAA Championship and multiple Final Four appearances as well as the history of Razorback basketball, track and field, baseball, tennis and golf. Eye-catching displays that were recently updated on the concourse level salute Razorback highlights.

Enhancements prior to the 2009 season included the addition of courtside seating, electronic signage at the scorer's table, new retractable seats in the lower level,

electronic ribbon boards along the bottom of the upper deck, replacing the Razorback on the court with the classic Razorback logo and opening up the student section by converting it from chairback seats to benches.

Eight suites were added prior to the 2008 season, raising the total to 47.

The Razorbacks received an expanded locker room in 2005, which was redesigned in 2012 and includes a lounge with a spacious meeting area.

In the summer of 2015, a \$4 million investment was made to the arena to maximize fan experience. Fans will immediately notice a new center hung video board with four LED displays that will give Bud Walton Arena the largest video display of any basketball facility in the country. To go along with the visual enhancements, a brand new sound system was also installed to enhance volume and clarity for every seat in the arena.

As captivating as the displays, museum and championship banners are, the aspect of the facility demanding the most attention is spirit. Every game still produces an NCAA Tournament-type atmosphere with the exception of the crowd, which is anything but neutral.

According to Rosser International in Atlanta, when the arena was built, there were more seats in less space than in any such facility in the world. It's no wonder the noise level can be absolutely ear-splitting.

From pre-game to post-game, Bud Walton Arena is perfectly choreographed with the band, the spirit groups, the lighting system, the public address, the scoreboard and the team. Each game at Bud Walton Arena is a rich experience, leaving Razorback fans hungry for more.






ARKANSAS' ALL-TIME RECORD AT BWA

Year	Record	SEC Record	Attendance	Average	Natl Rk
1994	16-0 (.1000)	8-0 (.1000)	322,146	20,134	4th
1995	14-1 (.933)	7-1 (.875)	301,212	20,081	4th
1996	14-4 (.778)	6-2 (.750)	346,698	19,261	5th
1997	15-3 (.833)	6-2 (.750)	329,540	18,308	5th*
1998	15-0 (.1000)	8-0 (.1000)	291,089	19,406	4th
1999	14-2 (.875)	6-2 (.750)	292,704	18,294	5th
2000	9-5 (.643)	5-3 (.625)	249,300	17,807	6th
2001	16-2 (.889)	7-1 (.875)	292,057	16,225	9th
2002	11-5 (.688)	5-3 (.625)	241,033	15,065	13th
2003	8-8 (.563)	3-5 (.375)	236,638	14,790	14th
2004	10-6 (.625)	4-4 (.500)	236,676	14,792	13th
2005	13-3 (.813)	5-3 (.625)	252,608	15,788	9th
2006	15-1 (.938)	7-1 (.875)	239,336	14,958	12th
2007	13-3 (.813)	5-3 (.625)	267,520	16,720	9th
2008	15-1 (.938)	7-1 (.875)	274,360	17,148	8th
2009	12-6 (.667)	2-6 (.250)	288,781	16,043	11th
2010	12-9 (.571)	5-3 (.625)	276,821	13,182	25th
2011	15-3 (.833)	5-3 (.625)	216,398	12,022	29th
2012	17-3 (.850)	5-3 (.625)	262,329	13,116	23rd
2013	17-1 (.944)	9-0 (.1000)	251,968	13,998	20th
2014	17-2 (.894)	7-2 (.778)	269,838	14,202	21st
2015	16-2 (.889)	7-2 (.778)	283,485	15,750	11th
2016	13-4 (.764)	6-3 (.667)	258,705	15,218	12th
2017	15-3 (.833)	6-3 (.667)	274,446	15,247	12th
Totals	332-77 (.811)	141-56 (.716)	6,555,688	16,029	

24 straight years in top 30 in national attendance

*National rank based on regular-season average of 19,321




The key contributor to Arkansas' world-class facility, Bud Walton.



BUD WALTON ARENA

Crowds of 20,000-Plus

Rk	Attendance	Opponent	Date
1.	20,320	Kentucky	01/26/97
2.	20,298	Auburn	02/24/99
2.	20,298	Kentucky	01/29/95
4.	20,275	Alabama	01/24/98
5.	20,274	Georgia	03/03/01
6.	20,272	Auburn	03/04/95
7.	20,270	Cincinnati	12/09/95
8.	20,268	Kentucky	01/29/05
8.	20,268	Alabama	01/24/95
10.	20,266	Kentucky	02/25/01
11.	20,264	LSU	01/31/95
12.	20,262	Alabama	02/16/94
13.	20,260	Memphis	02/09/95
14.	20,258	Missouri	12/06/97
14.	20,258	Ole Miss	02/18/95
16.	20,256	Missouri	12/05/95
17.	20,248	Ole Miss	02/05/98
17.	20,248	Alabama	02/28/96
19.	20,246	Vanderbilt	02/01/94
20.	20,242	Mississippi State	01/11/95
20.	20,242	Auburn	02/21/98
20.	20,242	Tulsa	12/23/94
23.	20,230	Florida	02/12/94
24.	20,224	Mississippi State	03/05/94
25.	20,214	Tennessee	01/07/95
26.	20,212	Missouri	12/2/93
27.	20,208	Louisville	12/21/96
27.	20,208	Auburn	02/26/94
27.	20,208	LSU	01/11/94
30.	20,202	South Carolina	02/18/98
31.	20,198	Kentucky	02/20/99
32.	20,190	Georgia	02/15/97
33.	20,186	Providence	01/23/99
34.	20,184	Mississippi State	02/13/99
34.	20,184	Delaware State	12/11/93
36.	20,168	Georgia	01/16/99
36.	20,168	Montevallo	02/25/95
38.	20,164	Vanderbilt	02/07/98
39.	20,162	Mississippi State	01/20/96
40.	20,158	LSU	01/30/96
41.	20,118	South Carolina	01/22/94
42.	20,114	LSU	01/27/99
43.	20,104	Ole Miss	01/09/98
43.	20,104	LSU	01/11/97
43.	20,104	Arizona	11/17/95
46.	20,102	Murray State	12/10/94
47.	20,098	Texas Southern	12/28/93
48.	20,096	Ole Miss	01/05/94
49.	20,084	Jackson State	12/18/93
50.	20,068	Tennessee	02/02/99
51.	20,048	Murray State	11/29/93
52.	20,034	Montevallo	02/05/94
53.	20,018	Florida A&M	12/21/94
54.	20,014	Centenary	12/06/94
55.	20,008	SMU	01/03/94
56.	20,006	Memphis	02/01/97
57.	20,002	UL Monroe	11/15/95



Corliss Williamson led Arkansas in scoring in the final game at Barnhill Arena and the first game at Bud Walton Arena.

HOME GAME RECORDS

Most Individual Points: 51, Rotnei Clarke vs. Alcorn St., 11/13/10

Team: 166, vs. U.S. International, 12/09/89

Combined Teams: 267 (UA 166, U.S. International 101), 12/09/89

Most Individual Field Goals: 20, Dean Tolson vs. Texas A&M, 03/02/74

Team: 68, vs. U.S. International, 12/09/89

Combined Teams: 108 (UA 68, U.S. International 40), 12/09/89

Most Individual Field Goals Attempted: 36, Dean Tolson vs. Texas A&M, 03/02/74

Team: 101, vs. U.S. International, 12/09/89

Combined Teams: 201 (UA 97, Western Kentucky 104), 12/03/74

Most Individual Free Throws: 22, Martin Terry vs. Texas A&M, 01/22/72

Team: 55, vs. Rice, 02/05/72

Combined Teams: 96 (UA 55, Rice 41), 02/05/72

Most Individual Rebounds: 23, Nick Davis vs. Jackson St., 11/21/97

Team: 77, vs. Jackson St., 11/22/02

Combined Teams: 114 (UA 50, Western Kentucky 64), 02/03/74



The Razorbacks were 304-94 in 36 seasons in Barnhill Arena, winning the final 26 Southwest Conference (SWC) games played there.

BARNHILL ARENA (Arkansas' home from 1958-1993)

Year	Record	Conference	Avg. Att.
1958	9-2 (.818)	6-1 (.857)	NA
1959	5-4 (.556)	4-3 (.571)	NA
1960	7-4 (.636)	4-3 (.571)	NA
1961	8-2 (.800)	5-2 (.714)	NA
1962	7-3 (.700)	4-3 (.571)	NA
1963	6-3 (.667)	5-2 (.714)	NA
1964	6-5 (.545)	4-3 (.571)	NA
1965	5-5 (.500)	3-3 (.500)	NA
1966	9-1 (.900)	6-1 (.857)	NA
1967	3-5 (.375)	3-3 (.500)	NA
1968	5-4 (.556)	5-2 (.714)	NA
1969	5-5 (.500)	3-3 (.500)	NA
1970	3-4 (.429)	3-3 (.500)	NA
1971	3-11 (.214)	0-7 (.000)	NA
1972	7-4 (.636)	4-3 (.571)	NA
1973	9-5 (.643)	5-2 (.714)	NA
1974	8-4 (.667)	5-2 (.714)	NA
1975	12-2 (.857)	7-0 (1.000)	NA
1976	11-1 (.917)	6-1 (.857)	NA
1977	11-0 (1.000)	7-0 (1.000)	NA
1978	12-0 (1.000)	7-0 (1.000)	6,305

Year	Record	Conference	Avg. Att.
1979	10-2 (.833)	6-2 (.750)	9,125
1980	12-0 (1.000)	8-0 (1.000)	9,129
1981	10-1 (.909)	7-1 (.875)	9,182
1982	11-0 (1.000)	8-0 (1.000)	9,198
1983	11-1 (.917)	7-1 (.875)	9,147
1984	11-0 (1.000)	8-0 (1.000)	8,840
1985	10-1 (.909)	7-1 (.875)	8,925
1986	4-7 (.364)	2-6 (.250)	8,641
1987	10-2 (.833)	6-2 (.750)	8,978
1988	11-1 (.917)	7-1 (.875)	8,725
1989	11-0 (1.000)	8-0 (1.000)	9,083
1990	10-1 (.909)	8-0 (1.000)	9,117
1991	13-1 (.929)	8-0 (1.000)	9,405
1992	10-1 (.909)	8-0 (1.000)	9,423
1993	9-2 (.818)	6-2 (.750)	9,435
Totals	304-94 (.764)	200-63 (.760)	8,916

Note: UA was a member of the Southwest Conference from 1924-91 and has been a member of the Southeastern Conference since 1992.

Note: Barnhill Arena's capacity was expanded from 5,000 to 6,200 in 1977 and to 9,000 in 1978.

**BUD WALTON ARENA RECORDS****Arkansas Team**

Points: 137 vs. Troy State, 12/10/96
 Field Goals Made: 57 vs. Troy State (57-99), 12/10/96
 Field Goals Att.: 99 vs. Troy State (57-99), 12/10/96
 Field-Goal Pct.: .623 vs. Jackson State (48-77), 11/22/96
 3-Pointers Made: 21* vs. Troy State (21-37), 12/10/96
 3-Pointers Att.: 54* vs. North Texas (19-54), 12/30/98
 3-Point Pct. (Min. 15 att.): .667* vs. Miss State (16-24) 1/9/16; vs. W. Carolina (14-21), 12/7/98
 Free Throw Made: 48 vs. Ole Miss (48-53), 1/17/04
 Free Throw Att.: 53 vs. Ole Miss (48-53), 1/17/04; Northeastern Ill. (35 of 53), 11/16/97
 Free-Throw Pct. (Min. 10 att.): .941 vs. LSU (16-17) 2/12/05
 Offensive Rebounds: 30 vs. Alcorn State, 12/3/95; vs. Northeastern Ill., 11/16/97
 Defensive Rebounds: 48 vs. Jackson State, 11/22/02
 Total Rebounds: 77 vs. Jackson State, 11/22/02
 Personal Fouls: 35 vs. Cincinnati, 12/9/95
 Assists: 40 vs. Troy State, 12/10/96
 Turnovers: 31 vs. Alcorn State, 12/3/95
 Blocks: 18* vs. Missouri, 12/5/95
 Steals: 26* vs. La-Monroe, 11/25/00
 Points First Half: 71 vs. Alcorn State, 11/13/09
 Points Second Half: 75 vs. Missouri, 12/2/93

Opponent Team

Points: 98, Ole Miss, 2/4/09; Alabama, 2/28/96, Florida, 2/18/12
 Field Goals Made: 36, Northwestern State (36-70), 12/28/14
 Field Goals Att.: 93, Centenary (34-93), 12/6/94
 Field-Goal Pct.: .652, Auburn (33-54), 2/17/16
 3-Pointers Made: 17, Florida (17-31), 1/14/98
 3-Pointers Att.: 40, Jackson State (13-40), 11/21/97
 3-Point Pct. (Min. 15 att.): .652, Auburn (15-23), 2/17/16
 Free Throws Made: 38, Missouri (38-47), 12/15/95
 Free Throw Att.: 52, Ole Miss (32-52), 1/9/99
 Free-Throw Pct. (Min. 10 att.): .929, Ole Miss (13-14), 2/5/11, Georgia (26-28), 3/4/17
 Offensive Rebounds: 28, LSU, 1/11/97
 Defensive Rebounds: 35, Vanderbilt, 1/5/16
 Total Rebounds: 55, Missouri, 12/15/95
 Personal Fouls: 38, Northeastern Illinois, 11/16/97
 Assists: 23, Vanderbilt, 2/7/98
 Turnovers: 42, Bethune-Cookman, 12/2/97; Grambling, 12/31/00
 Blocks: 12, Ole Miss, 2/5/11
 Steals: 18, Alcorn State, 12/3/95
 Points First Half: 60, Alabama, 2/28/96
 Points Second Half: 56, Jackson State, 11/30/94

ARKANSAS INDIVIDUAL

Points: 51, Rotnei Clarke vs. Alcorn State, 11/13/09
 Field Goals Made: 15, Rotnei Clarke (15-21) vs. Alcorn State, 11/13/09
 Field Goals Att.: 28, Pat Bradley (11-28) vs. North Texas, 12/30/98
 Field-Goal Pct. (Min. 8 att.): 1.000*, Moses Kingsley (8-8) vs. Southern University, 11/13/15;
 Lee Wilson (9-9) vs. Montevallo, 2/25/95
 3-Pointers Made: 13*#, Rotnei Clarke (13-21) vs. Alcorn St., 11/13/09
 3-Pointers Att.: 24*#, Pat Bradley (10-24) vs. North Texas, 12/30/98
 3-Point Pct. (Min. 6 att.): 1.000, Patrick Beverley (6-6) vs. Auburn, 3/8/08
 Free Throw Made: 17, Corliss Williamson (17-22) vs. Ole Miss, 2/18/95
 Free Throw Att.: 22, Corliss Williamson (17-22) vs. Ole Miss, 2/18/95
 Free-Throw Pct. (Min. 10 att.): 1.000*, Dusty Hannahs (10-10) vs. Evansville, 12/8/15;
 Kareem Reid (14-14) vs. Memphis, 12/19/98;
 Alandise Harris (11-11) vs. SMU, 11/18/13;
 Julysse Nobles (10-10) vs. Auburn, 1/25/11
 Offensive Rebounds: 12, Dionisio Gomez vs. Georgia, 1/18/03 (17 total)
 Defensive Rebounds: 15, Nick Davis vs. Jackson State, 11/21/97
 Total Rebounds: 23*, Nick Davis vs. Jackson State, 11/21/97
 Assists: 15*, Kareem Reid vs. Jackson State, 11/22/96;
 Dontell Jefferson vs. Portland St., 11/18/05
 Turnovers: 8, Sonny Weems vs. Missouri, 11/28/07; Darian Townes vs. Tennessee, 2/24/07;
 Sunday Adebayo vs. Cincinnati, 12/9/95
 Blocks: 10, Steven Hill vs. Texas St., 12/6/05
 Steals: 8, Clint McDaniel vs. Florida A&M, 12/21/94



Rashad Madden scored 20-plus points five times at home in 2013-14, helping the Razorbacks average 86.7 points per game at Bud Walton Arena.

OPPONENT INDIVIDUAL

Points: 45, Jodie Meeks, Kentucky, 2/14/09
 Field Goals Made: 17, Jodie Meeks (17-24), Kentucky, 2/24/09
 Field Goals Att.: 29, Nate Driggers (13-29), Montevallo, 2/25/95
 Field-Goal Pct. (Min. 8 att.): 1.000, Adam Wing (8-8), Evansville, 12/08/15
 3-Pointers Made: 9, Bryce Brown (9-14), Auburn, 02/17/16
 3-Pointers Att.: 14, Bryce Brown, Auburn, 02/17/16; Aijay Foreman, Centenary, 12/6/94;
 Joe Ervin, North Texas, 12/30/98;
 Travis Bader, Oakland, 11/16/11
 3-Point Pct. (Min. 6 att.): .714, Dan Cross (5-7), Florida, 2/12/94
 Free Throw Made: 18, Jason Sutherland (18-20), Missouri, 12/5/95
 Free Throw Att.: 20, Ansu Sesay (14-20), Ole Miss, 2/18/95;
 Jason Sutherland (18-20), Missouri, 12/5/95
 Free-Throw Pct. (Min. 10 att.): .938, Erwin Dudley (15-16), Alabama, 2/5/03
 Offensive Rebounds: 11, Sunday Adebayo, Memphis, 2/1/97
 Defensive Rebounds: 14, Jaime Lloreda, LSU, 1/6/04
 Total Rebounds: 18, Korvotney Barber, Auburn, 1/24/09
 Assists: 12, Perth Robinson, Georgia, 1/18/95
 Turnovers: 12, Devin Gibson, Texas-San Antonio, 12/12/07
 Blocks: 10, PJ Roberson, Grambling St., 11/26/11
 Steals: 8, Terry Conerway, Southwest Texas State, 12/21/02

MISCELLANEOUS

Overall Record: 332-77 (.811)
 SEC Record: 141-56 (.716)
 Arkansas Points Scored: 31,699 (77.5); Opponents: 26,591 (65.0)
 Most Combined Points: 215 vs. Centenary (Arkansas 121, Centenary 94)
 Longest Winning Streak: 30 games (Memphis 2/1/97-North Texas 12/30/98)
 Longest Losing Streak: 3 (5x, last from 2/18/12-2/28/12)
 Field Goals: Arkansas: 12,144-26,190 (.463); Opponents: 9,649-23,918 (.403)
 Arkansas 100-Point Games: 40
 Arkansas 90-Point Games: 99
 Opponent 100-Point Games: 0
 Biggest Victory Margin: 58 vs. Montevallo (122-64), 2/5/94
 Biggest Defeat Margin: 30 vs. Florida (98-68), 2/18/12
 Record vs. Ranked Teams: 35-24
 Record vs. Top 10 Teams: 12-7
 Record vs. Top Five Teams: 7-4
 Last Ranked Team at BWA: No. 25 Florida, 12/29/16 (L, 81-72)
 Highest Ranked Team at BWA: No. 2, 4x, Florida 2/5/13; Texas 1/5/10;
 Kentucky 2/19/03; Auburn 2/24/99
 Highest Attendance: 20,320 vs. Kentucky, 1/26/97
 Lowest Attendance: 7,096 vs. Indiana State, 3/18/14

* UA Record || # SEC Record



RAZORBACK BASKETBALL HISTORY

Championships were a tradition at Arkansas long before the Razorbacks earned the national title in 1994. The '94 championship was the grandest of them all, but the NCAA trophy isn't exactly the only one on the shelf in the fabulous Bud Walton Arena museum.

In fact, Arkansas has made six trips to the NCAA Final Four and earned 31 bids to the NCAA Tournament.

In conference play, Arkansas has won 24 league championships with 22 coming in the Southwest Conference between 1926 and 1991. The Hogs won the Southeastern Conference crown in 1992, their first year in the league, after winning three straight SWC titles. The Hogs have also won seven league tournament crowns.

Since joining the SEC, Arkansas has been a dominant member. The Razorbacks won overall titles in 1992 and 1994, Western Division titles in 1992, '93, '94 and '95, and won the tournament crown in 2000.

Arkansas has a long-standing tradition of winning in basketball. It started in the 1920s and has carried through to this time. Even though Arkansas didn't begin playing basketball until 1924, the Hogs won more SWC championships than any other school.

It didn't take long for the Hogs to have an impact on the SWC. Two years after starting the program, Arkansas won its first league championship. It was the first of five in a row. Francis Schmidt, Arkansas' first basketball coach, guided the Hogs to the 1926, '27, '28 and '29 titles. Chuck Bassett was the coach of the 1930 championship squad.

Wear Schoonover, Arkansas' first football All-American, captained the 1930 club. He earned All-SWC honors three times. In fact, the Razorbacks dominated the all-conference squads of the late 1920s. In 1928, Arkansas had four of the five All-SWC selections when Glen Rose, Tom Pickell, Gene Lambert Sr. and Schoonover were named all-league. Rose was also the first Razorback to earn All-America honors (1928), followed a year later by Pickell and Lambert.

The Hogs were loaded with all-conference talent during that time. Rose was a three-time All-SWC pick, as was Pickell.

Lambert and Rolla Adams made it twice as did Milan Creighton.

From 1926 through 1929, Arkansas was a combined 60-5.

When Schmidt left Arkansas as coach, he went to league rival TCU and was tough to beat until the Razorbacks hired Rose as head coach.

Rose began another glorious run with a co-championship in 1935. The Hogs won SWC titles in '36, '38, '41 and '42. The 1936 Razorbacks almost represented the United States in the Olympics, winning four games in an Olympic playoff before losing to a team of all-stars from California in the semifinals of the tournament.

Jim Lee Howell, Ike Poole, Taft Moody, Don Lockard, Jack Robbins, Howard Hickey and Johnny Adams were the stars of their day. Adams was an All-American in 1941. He was Arkansas' fifth All-American, but the last one until Ron Brewer made it in 1977.



Scotty Thurman's clutch three-pointer with the shot clock winding down and 51 seconds left to play gave Arkansas a 73-70 lead in the 76-72 victory over Duke in the 1994 NCAA Championship game.



From 1945-1950, Arkansas had four second-place finishes and shared the 1949 title. The Razorbacks then went through a mild recession before claiming a co-championship in 1958. By winning a playoff game against SMU, Arkansas qualified for the NCAA Tournament. It wasn't a pleasant experience. Oklahoma State, which featured Eddie Sutton as a player, downed the Hogs by 25, 65-40, and Oscar Robertson exploded for 58 points as the Hogs were drilled by Cincinnati, 97-62, in a consolation game.

As unpleasant as the tournament experience was, Arkansas would have loved to have gone back, but it didn't happen for 19 years. Not even Rose, who led the Hogs to the '58 title in his second stint as coach, could return Arkansas to glory. He retired following the 1966 season, but neither of his two successors, Duddy Waller or Lanny Van Eman, put a contender on the floor.

Van Eman did, however, bringing excitement to the game. His teams regularly scored in the 80s and 90s at a time when the traditional powers played games in the 60s. Van Eman recruited Martin Terry from junior college and Terry set school single-season scoring records that still stand. He averaged 28.3 points per game as a senior. Even though he played only two seasons, Terry still ranks among Arkansas' top 20 all-time scorers.

Unfortunately, Van Eman's teams usually gave up more points than they scored. Twice in 1971, Arkansas scored 100 or more points and lost.

Van Eman's second club managed to win 16 games, but only five came in SWC play. Arkansas and Baylor, which paired for a thrilling 111-110 Baylor victory the year before, put on another wild show with the Razorbacks winning, 131-109, in Fayetteville, setting a league record for points scored by two teams in a conference game.

After the 1974 Hogs won just 10 games, Frank Broyles, newly appointed athletic director as well as an already established football coach, decided it was time to make a commitment to basketball. He turned things around by hiring Sutton.

Sutton caught the state's attention in his first season when the Razorbacks finished 17-9 and second in the SWC. By the time his second team finished its 19-9 campaign, construction workers were already renovating Barnhill Arena, a facility constructed in 1957.

The 1976 Hogs also featured the nucleus of what was to become one of the greatest teams in history. Ron Brewer and Marvin Delph were sophomores. Sidney Moncrief was a freshman and he quietly led the nation in field goal percentage (.665, 149-224), and Sutton knew he had something special.

With half of Barnhill's facelift completed before the 1977 season, a new wave of excitement swept through the entire state of Arkansas.

The Razorbacks blitzed through the SWC unbeaten, winning their first league title in 19 years. Brewer, Moncrief and Delph were the toast of the Ozarks. Arkansas finished 26-2, but lost in the first round of the NCAA Tournament when Moncrief fouled out, allowing Wake Forest to come from behind for a victory.

Expectations were high in 1978 and the Hogs didn't disappoint. For a week, the Razorbacks were even ranked No. 1 in the Associated Press poll. A loss at Houston after two victories earlier in the week dropped the Hogs from their position at the top.

Arkansas shared the SWC title with Texas, but was upset by Houston, again on a last-second shot at the SWC Tournament. Stunned, the Razorbacks returned home unsure of whether or not they would receive an at-large bid to the NCAA Tournament.



The 1944 Razorback men's basketball team.

The Hogs got in and victories over Weber State and No. 2 UCLA thrust Arkansas into the regional finals. Brewer hit a long jumper with less than a minute to play and Jim Counce scored on a layup at the end to seal a 61-58 victory over Cal-Fullerton, sending the Hogs to the Final Four.

No. 1-ranked Kentucky ended Arkansas' dreams of a national title with a semifinal victory, but Brewer hit another of his patented buzzer shots in the third-place game, giving Arkansas a thrilling 71-69 victory over Notre Dame.

With All-American Brewer and the sleek-shooting Delph gone, Moncrief and Steve Schall were left to lead the 1979 Hogs. It was almost a repeat performance of 1978.

Moncrief was brilliant. He simply refused to allow his team to lose. After a brief midseason slump, Arkansas won 14 straight games, including two at the SWC Tournament and two in the NCAA Tournament. A victory over Louisville sent Arkansas into the Midwest Regional finals against No. 1-ranked Indiana State and superstar Larry Bird.

Arkansas could not stop Bird, but ISU could not contain Moncrief. In one of the greatest games in UA history, the Hogs suffered a 73-71 setback, when a last-second Sycamore shot bounced twice and fell in. Arkansas finished 25-5 and the Moncrief era was history.

Sutton won three more SWC titles and left behind a legacy, when his teams won 20 or more games nine years in a row. Arkansas played in the NCAA Tournament in each of those nine seasons, but never came close to returning to the Final Four. The Razorbacks even featured a team that had three future first-round NBA draft choices when Scott Hastings, Darrell Walker and Alvin Robertson played together. Joe Kleine, another future NBA product, redshirted that year (1982).

When Sutton left for Kentucky, Broyles turned a completely different direction when he hired Nolan Richardson. Richardson's teams were noted for defense, just as Sutton's were, but it was a different style of defense. Richardson's defense usually turned quickly to offense and his teams at Tulsa had led the nation in scoring.

Inheriting a group of players recruited to play at a slower pace, Richardson had to bite the bullet as his first season resulted in a 12-16 finish. Then he started recruiting. His second team won 19 games and his third was 21-9. His 1989 squad won Arkansas' first SWC title since 1982 and breezed through the

league tournament. Arkansas set school scoring records and downed Loyola-Marymount in the first round of the NCAA Tournament before bowing out to Louisville.

By then, Richardson's style and players had converted Razorback fans. Barnhill Arena was hopping every time the Hogs played. It wouldn't have taken a Final Four appearance for the state to go nuts, but when the Razorbacks reached the 1990 Final Four, the state went crazy.

The Hogs were SWC champs again and dominated the SWC Tournament for the second consecutive year. Triumphs over Princeton, Dayton, North Carolina and Texas sent the Razorbacks into the Final Four. A loss to Duke in the semifinals ended the season at 30-5.

It nearly happened again in 1991. Arkansas won a school-record 34 games before falling to Kansas in the Southeast Regional finals. Arkansas ended its history in the Southwest Conference by winning the final three regular season and tournament championships.

A new era was launched in 1992 and the Razorbacks didn't miss a beat. Arkansas won the Southeastern Conference title with a 13-3 record. Included were two victories over Shaquille O'Neal-led LSU and a big win at Kentucky. The Todd Day-Lee Mayberry-Oliver Miller era ended with a 26-8 season and another trip to the NAAs.

After winning the SEC's Western Division in '93 and pushing North Carolina to the limit in a Sweet 16 loss to the eventual national champions, the Razorbacks enjoyed its best season ever in 1994. Arkansas won nearly everything possible. The Razorbacks were SEC champs, again sweeping LSU and winning at Kentucky, they made the school's fifth trip to the Final Four and completed their dream season by beating Arizona and Duke to win the national title.

A year later, Arkansas was No. 1 in all the preseason polls, but the Hogs stumbled early before making a late-season run. Arkansas repeated as Western Division champion, then downed Texas Southern, Syracuse, Memphis and Virginia to earn its sixth Final Four appearance.

A win over North Carolina in the semifinals allowed the Hogs to advance to the finals, but it was UCLA's year as the Bruins beat Arkansas for the 1995 crown.

With every starter gone from the back-to-back Final Four clubs, Arkansas was expected to struggle in 1996. Richardson, however, molded together a young team and the Hogs peaked late. Seeded 12th in the NCAA East Regional, Arkansas beat Penn State and Marquette to advance to the Sweet 16 before falling to top-ranked Massachusetts.

In 1997, Arkansas was forced to endure an NCAA inquiry, which proved fruitless, but it damaged the Hogs' recruiting. The streak of nine straight NCAA Tournament appearances ended but the Bud Walton Arena crowds were rejuvenated by three NIT games. Fans who never before had the opportunity to buy Razorback basketball tickets were able to attend and helped Arkansas advance to the NIT semifinals in New York.

It was back to the NAAs in 1998 as the Razorbacks, who got 10.4 points and an SEC-leading 9.8 rebounds per game from Nick Davis, won 24 games and reached the second round with a win over Nebraska.

Arkansas won its 10th straight NCAA Tournament first-round game in 1999 as Pat Bradley set school records for career three-point shooting (366-915, .400). Derek Hood recorded more double-doubles than anyone in Arkansas history (18) and also led the league in rebounding (10.3), and Kareem Reid broke Mayberry's career record for assists (748).

The Razorbacks also had one of the most unique weeks in its basketball history. The final two home games came over a five-day span against No. 5 Kentucky and No. 2 Auburn. Never before had Arkansas played two top 10 teams at home in the same week. Arkansas beat UK, 74-70, and topped Auburn, 104-88.

Following an up-and-down season in 2000, Arkansas won four games in four days, including wins over No. 16 Kentucky, No. 10 LSU and No. 23 Auburn to win the school's first SEC Tournament title. Brandon Dean was the MVP after averaging 15.2 points in the title run.

The 2001 club rebounded from an 0-3 league start with a six-game winning streak late in the year to earn Arkansas' 13th NCAA Tournament appearance in 14 years and its 15th straight post-season tournament berth.

The Nolan Richardson era came to an end in 2002 when he was released from his contract. The Razorbacks dropped to 14-15, including a 13-14 mark under Richardson. Mike Anderson was 1-1 as interim head coach for the last two games of the season.

Stan Heath rebuilt the roster with recruiting classes ranked as high as No. 13 by Rivals.com in 2004 and No. 7 by Hoop Scoop in 2003. In 2005, the Razorbacks won the Paradise Jam tournament title and went 18-12.

In 2006, Heath had Arkansas back in the NCAA Tournament, going 22-10 behind honorable mention All-American Ronnie Brewer (18.4 ppg), All-SEC guard Jonathon Modica (16.1 ppg) and SEC Sixth Man of the Year Eric Ferguson (8.1 ppg).

Arkansas earned another NCAA bid in 2007. The Razorbacks won the Old Spice Classic, reached the finals of the SEC Tournament and recorded the 27th 20-win season in school history by finishing 21-14. Patrick Beverley (13.9 ppg, 4.5 rpg) was the SEC Newcomer and Freshman of the year, and Steven Hill (6.2 ppg, 2.8 blocks) the SEC Defensive Player of the Year.

John Pelphrey, an honorable mention All-American as a player at Kentucky, became head coach for the 2008 season. His background included playing for Eddie Sutton and Rick Pitino at Kentucky, and working as an assistant coach for Sutton at Oklahoma State, and Billy Donovan at Marshall and Florida.

Pelphrey's first Razorback team went 23-12, was 6-2 against ranked teams, reached the finals of the SEC Tournament and advanced to the second round of the NCAA Tournament with a win over No. 24 Indiana. Sonny Weems (15.0 ppg, 4.5 rpg) was first-team All-SEC and won the College Slam Dunk championship.

Pelphrey's second team, in 2009, was short on depth and experience. The Hogs finished 14-16, but had wins over No. 4 Oklahoma and No. 7 Texas, and won the Jim Thorpe Classic. He would lead the team for two more years, but failed to return the Razorbacks back to the NCAA Tournament.

On March 23, 2011, the Razorbacks ushered in a new (old) style of basketball with the hiring of longtime Razorback assistant Mike Anderson. Anderson left the program in 2002 when Richardson departed and went on to highly successful stints at UAB and Missouri before returning to Arkansas. Anderson's first job was to retain a highly-touted recruiting class that ranked among the top 10 in the nation, which he did, and has brought a new mindset to the Razorback program.

During his first seven seasons at Arkansas, Anderson has produced a 128-74 record and led the Razorbacks back to the NCAA Tournament twice in the last three years. Anderson has also re-established Bud Walton Arena as one of the toughest places to play and brought excitement back to the tradition-rich program.



MEMORABLE GAMES

The history of Razorback basketball is filled with thrilling and even heart-stopping moments. The Final Four, conference championships and last-second, game-winning jumpers shape the memories of the "greatest" moments in Arkansas history. Following are 10 of those:

No. 2 ARKANSAS 76, No. 6 DUKE 72 NCAA Championship Game April 4, 1994, at Charlotte, N.C.

Despite Arkansas' incredible basketball success through the years, the Razorbacks had never played for the national championship until their battle with Duke at the Charlotte Coliseum. The Hogs had been ranked No. 1 much of the year, but Duke had won two national titles in the three previous seasons and had defeated Arkansas in the 1990 Final Four at Denver.

Duke controlled the tempo in the first half and Corliss Williamson, who had been nearly unstoppable in the entire tournament, missed his first five shots for the Razorbacks. The Blue Devils led by as many as five points in the opening period, but Scotty Thurman drilled a late three-pointer to give Arkansas a 34-33 halftime advantage.

Corey Beck hit a short jumper early in the second half to give the Hogs a 38-35 lead, but Duke scored 13 unanswered points and suddenly led 48-38 with 17:09 left. While the surge left Duke fans roaring their approval, it also sped up the tempo of the game. The Razorbacks trailed but actually had the Blue Devils right where they wanted them.

Playing at a quicker pace, Arkansas caught up in less than five minutes. When Al Dillard drilled a three with 8:08 remaining to give Arkansas a five-point lead, it looked like momentum had swung to the Hogs for good. Duke fought back and tied the game at 65-65 and finally 70-all with 1:29 remaining. The Razorbacks took a timeout.

When Dwight Stewart fumbled a pass, he quickly passed it out to Thurman with the shot clock winding down. Thurman had no choice but to shoot. As his shot was narrowly clearing the outstretched hand of Antonio Lang, the shot clock hit zero. The shot, though, was true. It was a dagger to the hearts of the Blue Devils and surpassed U.S. Reed's halfcourt jumper against Louisville as the most famous shot in Arkansas history.

Duke never recovered. Three free throws in the final seconds clinched the 76-72 victory that gave Arkansas the 1994 national championship.

Arkansas 76, Duke 72 Final Four • National Championship Game • April 4, 1994 Charlotte Coliseum • Charlotte, N.C. • Att.: 23,674

#	Player	Tot-FG			3-Pt			Rebounds			PF	TP	A	TO	BLK	S	MIN	
		FG	FGA	%	FG	FGA	FT	FTA	OF	DE								Tot
21	Antonio Lang *	6	9	0	0	3	3	3	2	5	5	15	3	5	1	0	34	
33	Grant Hill *	4	11	1	4	3	5	1	13	14	3	12	6	9	3	3	38	
44	Cherokee Parks *	7	10	0	0	0	1	3	4	7	3	14	0	0	2	0	30	
5	Jeff Capel *	6	16	2	6	0	0	1	4	5	3	14	4	6	0	1	35	
20	Chris Collins *	4	11	4	8	0	0	0	0	0	1	12	1	1	1	1	34	
3	Marty Clark	1	6	0	2	1	2	1	0	1	2	3	2	0	0	0	15	
52	Erik Meek	1	2	0	0	0	0	3	4	7	1	2	0	0	0	0	14	
TEAM		29		65	7	20	7	11	14	30	44	18	72	17	23	7	5	200

FG% 1st Half: 15-39 .484 2nd Half: 14-34 .412 Game: 446 DEADBALL REBOUNDS
 3-PL FG% 1st Half: 2-9 .222 2nd Half: 5-11 .455 Game: 350
 F Throw% 1st Half: 1-3 .333 2nd Half: 6-8 .750 Game: 636 1

#	Player	Tot-FG			3-Pt			Rebounds			PF	TP	A	TO	BLK	S	MIN	
		FG	FGA	%	FG	FGA	FT	FTA	OF	DE								Tot
23	Ken Biley *	0	0	0	0	0	0	0	0	0	1	0	0	0	0	3		
34	Corliss Williamson *	10	24	0	0	3	5	7	1	8	3	23	3	5	2	2	35	
15	Dwight Stewart *	3	11	0	5	0	0	4	5	9	3	6	4	1	0	4	29	
14	Corey Beck *	5	11	0	1	5	8	2	8	10	3	15	4	3	0	1	35	
30	Scotty Thurman *	6	13	3	5	0	0	1	4	5	2	15	1	0	0	1	36	
12	Clint McDaniel	2	5	1	3	2	4	0	2	2	2	7	3	1	0	3	32	
44	Darnell Robinson	1	5	0	0	0	0	1	1	2	1	2	0	1	0	0	12	
3	Al Dillard	1	5	1	4	1	2	1	0	1	1	4	0	0	0	0	8	
22	Davor Rimac	0	1	0	0	0	0	0	0	0	0	0	0	1	0	0	5	
33	Lee Wilson	2	2	0	0	0	0	1	3	4	1	4	0	1	0	0	5	
TEAM		30		77	5	18	11	19	19	25	44	17	76	15	12	3	11	200

FG% 1st Half: 16-38 .421 2nd Half: 14-39 .359 Game: 390 DEADBALL REBOUNDS
 3-PL FG% 1st Half: 2-5 .400 2nd Half: 3-13 .231 Game: 278
 F Throw% 1st Half: 0-0 .000 2nd Half: 11-19 .579 Game: 579 6

Technical fouls: None

Score by Periods	1st	2nd	Total
Duke	33	39	72
Arkansas	34	42	76



Corey Beck had 15 points, a team-high 10 rebounds and four assists in the championship game victory over Duke.



ARKANSAS 65, No. 1 NORTH CAROLINA 64
Feb. 12, 1984, at Pine Bluff, Ark.

North Carolina was 19-0 and ranked No. 1 nationally when the Tar Heels visited Pine Bluff. Arkansas was on its way to a second-place finish in the Southwest Conference and had defeated SMU in Dallas the day before.

Violent weather kept the Hogs from flying to Pine Bluff until the morning of the game, and the Razorbacks arrived in town two hours before the nationally televised contest.

North Carolina had plenty of weapons. Michael Jordan, Sam Perkins and Brad Daugherty, all future NBA stars, were in the starting lineup along with Steve Hale, a guard from Tulsa whose second choice of schools was Arkansas.

The Hogs were armed with Joe Kleine and Alvin Robertson, but the unsung heroes were Darryl Bedford and Charles Balentine. Bedford, a freshman who had been a little used reserve, hit all six of his shots and scored 12 points. Balentine, of course, was the hero at the end.

A crowd of 7,529 was in a frenzy from the opening tipoff to the final buzzer. They watched Jordan score 21 points and Kleine answer with 20. Perkins had 17 and Hale 15. Leroy Sutton scored 11 points, Balentine 10 and Robertson nine for the Hogs.

The second half was a nailbiter and the Tar Heels led by one with only seconds to play. Balentine drove the baseline and hit an eight-footer to give Arkansas the lead before UNC missed a buzzer shot.


Arkansas 65, North Carolina 64
Pine Bluff Convention Center • Pine Bluff, Ark. • Att.: 7,529

North Carolina													
#	Player	Tot-FG		FT	FTA	Tot	PF	TP	A	TO	BLK	S	MIN
		FG	FGA										
44	Matt Doherty *	2	9	1	1	4	2	5	4	3	0	1	36
41	Sam Perkins *	5	10	7	8	11	3	17	0	1	0	0	34
42	Brad Daugherty *	0	3	2	2	3	5	2	1	1	1	1	22
25	Steve Hale *	5	9	5	5	0	4	15	6	2	0	4	37
23	Michael Jordan *	9	15	3	5	1	2	21	1	4	0	0	35
24	Joe Wolf	0	1	2	2	1	2	2	0	0	0	0	21
22	Buzz Peterson	1	2	0	0	0	1	2	0	2	0	1	13
35	Dave Popson	0	0	0	0	0	1	0	0	0	0	0	2
TEAM						2							
Totals		22	49	20	23	22	20	64	12	13	1	7	200
FG%		1st Half: 11-22 .500		2nd Half: 11-27 .407		Game: .449		DEADBALL					
F Throw%		1st Half: 12-13 .923		2nd Half: 8-10 .800		Game: .870		REBOUNDS		2			

Arkansas													
#	Player	Tot-FG		FT	FTA	Tot	PF	TP	A	TO	BLK	S	MIN
		FG	FGA										
24	Charles Balentine *	4	8	2	2	3	2	10	2	0	0	1	39
33	Leroy Sutton *	5	6	1	2	3	5	11	0	2	0	0	16
35	Joe Kleine *	5	12	10	10	2	20	0	3	1	1	39	
14	Ricky Norton *	1	3	0	0	5	2	2	5	3	0	2	33
21	Alvin Robertson *	3	7	3	6	2	4	9	10	3	0	2	34
12	Scott Rose	0	0	0	0	0	0	0	0	0	0	0	1
22	Robert Kitchen	0	0	0	0	0	1	0	0	1	0	0	5
54	Darryl Bedford	6	6	0	0	2	3	12	0	3	0	0	25
30	Mike Ratliff	0	0	1	2	0	0	1	0	1	0	0	4
52	Eric Poerscke	0	1	0	0	0	1	0	0	0	0	0	3
42	Robert Brannon	0	0	0	0	0	0	0	0	0	0	0	1
TEAM						1							
Totals		24	43	17	22	26	20	65	17	16	1	6	200
FG%		1st Half: 13-26 .500		2nd Half: 11-17 .647		Game: .558		DEADBALL					
F Throw%		1st Half: 12-14 .857		2nd Half: 5-8 .635		Game: .773		REBOUNDS		4			

Technical fouls: Arkansas - Eddie Sutton

Score by Periods	1st	2nd	Total
North Carolina	34	30	64
Arkansas	38	27	65



No. 1 INDIANA STATE 73, No. 5 ARKANSAS 71
NCAA Regional Final
March 17, 1979, at Cincinnati, Ohio

A Final Four team in 1978, Arkansas was not expected to return in 1979 with the loss of Ron Brewer and Marvin Delph, two of the famed "Triplets." Sidney Moncrief, however, almost single-handedly pushed his team to greater heights than anyone expected.

Moncrief, senior Steve Schall and a cast of sophomores and freshmen put together a 14-game winning streak late in the year and arrived at the Midwest Regional finals ready to challenge No. 1-ranked and unbeaten Indiana State, and superstar Larry Bird. The stakes were a spot in the Final Four.

Bird was awesome. The Hogs simply could not stop him. With 9:22 left, he already had 27 points. Razorback Coach Eddie Sutton then made the ultimate gamble. He put the 6-4 Moncrief on the 6-9 Bird for the final seven minutes.

Bird scored just four more points. Meanwhile, Moncrief was almost as unstoppable as Bird had been. He finished with 24 points and eight rebounds, and had his team in a position to win late. Arkansas had the ball with 1:31 left and holding for the last shot with the score tied 71-71. With 1:02 remaining, U.S. Reed tripped and was called for walking, giving the Sycamores the ball.


ISU held for the last shot, but could not get the ball to Bird, who was smothered by Moncrief. It was Bob Heaton who launched the shot with two seconds left and the Hogs watched helplessly as it hit both sides of the rim before dropping through, depriving the Hogs of a second straight trip to the Final Four.

Indiana St. 73, Arkansas 71
Midwest Regional • Elite Eight • March 17, 1979
Riverfront Coliseum • Cincinnati, Ohio • Att.: 17,166

Indiana St.													
#	Player	Tot-FG		FT	FTA	Tot	PF	TP	A	TO	BLK	S	MIN
		FG	FGA										
42	Alex Gilbert *	6	9	0	0	2	3	12	0	0	2	0	22
40	Brad Milley *	3	3	0	0	4	2	6	3	1	0	0	35
33	Larry Bird *	12	22	7	8	10	3	31	3	2	0	1	40
23	Steve Reed *	0	1	0	0	3	0	5	0	0	0	0	32
22	Carl Nicks *	5	11	3	4	0	4	13	3	3	0	0	33
30	Bob Heaton	4	5	0	1	0	8	0	0	0	0	0	16
44	Leroy Staley	1	4	1	3	3	1	3	0	1	0	1	22
TEAM						0							
Totals		31	55	11	15	20	16	73	14	7	2	2	200
FG%		1st Half: 15-30 .500		2nd Half: 16-25 .640		Game: .564		DEADBALL					
F Throw%		1st Half: 7-11 .636		2nd Half: 4-4 1.000		Game: .733		REBOUNDS		2			

Arkansas													
#	Player	Tot-FG		FT	FTA	Tot	PF	TP	A	TO	BLK	S	MIN
		FG	FGA										
20	Alan Zahn *	5	7	0	0	3	3	10	3	1	0	0	30
44	Scott Hastings *	3	7	4	4	3	2	10	3	3	0	0	40
30	Steve Schall *	6	7	0	2	4	4	12	2	1	0	0	40
24	U.S. Reed *	4	8	3	4	5	11	2	1	0	0	0	34
32	Sidney Moncrief *	10	16	4	4	8	2	24	2	3	0	0	40
40	Tony Brown	0	0	0	0	0	0	0	1	0	0	0	4
34	Mike Young	2	2	0	0	1	1	4	1	0	0	0	12
TEAM						2							
Totals		30	47	11	13	25	17	71	14	10	0	0	200
FG%		1st Half: 16-25 .640		2nd Half: 14-22 .636		Game: .638		DEADBALL					
F Throw%		1st Half: 7-9 .778		2nd Half: 4-4 1.000		Game: .846		REBOUNDS		0			

Score by Periods	1st	2nd	Total
Indiana St.	37	36	73
Arkansas	39	32	71



**No. 5 ARKANSAS 74, No. 2 UCLA 70
NCAA Tournament Regional Semifinal
March 16, 1978, at Albuquerque, N.M.**

It had been an incredible year for Arkansas. The Razorbacks repeated as Southwest Conference champs but had to nervously await an NCAA at-large bid when they were eliminated from the league tournament by Houston in the semifinals. The "Triplets," Ron Brewer, Sidney Moncrief and Marvin Delph, were the ringleaders.

Still, the Hogs were underdogs and a new kid on the NCAA block when they faced second-ranked UCLA in the third round at Albuquerque. David Greenwood was the leader of the Bruins, who weren't far removed from their incredible string of NCAA championships.

UCLA was stunned as Arkansas roared to a 40-22 lead that was cut to 42-29 by halftime. The Bruins didn't panic. They pressed the Hogs and took a 60-58 lead.

Brewer tied the game with two free throws, Steve Schall hit a short turnaround and Delph drilled a jump shot to put the Hogs back in front.

Delph sizzled by hitting 11 of his 14 shots, finishing with 23 points. Moncrief had 21 and Brewer 18. Greenwood finished with 17 for UCLA.

The victory moved the Razorbacks a step closer to their eventual trip to the Final Four.

**Arkansas 74, UCLA 70
West Regional • Sweet 16 • March 16, 1978
University Arena • Albuquerque, N.M. • Att.: 17,750**

UCLA		Tot-FG		Rebounds									
#	Player	FG	FGA	FT	FTA	Tot	PF	TP	A	TO	BLK	S	MIN
24	David Greenwood *	8	13	1	4	4	5	17	2	2	2	1	39
35	James Wilkes *	3	5	0	0	0	5	6	1	1	0	1	21
31	Gig Sims *	0	1	0	0	4	2	0	1	1	1	0	13
22	Raymond Townsend *	1	11	0	0	2	2	2	2	2	0	0	26
24	Roy Hamilton *	9	16	1	2	1	4	19	6	3	0	4	36
14	Brad Holland	5	8	0	0	0	2	8	2	1	0	0	20
32	Darrel Allums	6	7	0	2	10	4	12	0	2	0	1	27
50	Marvin Thomas	1	1	0	0	2	0	2	0	0	0	0	1
55	Kiki Vandeweghe	2	4	0	0	4	0	4	0	1	1	0	17
TEAM Totals		34	67	2	8	30	24	70	14	13	4	7	200

FG% 1st Half: 14-28 .500 2nd Half: 20-39 .512 Game: 507 DEADBALL REBOUNDS 2
F Throw% 1st Half: 1-5 .200 2nd Half: 1-3 .333 Game: 250

Arkansas		Tot-FG		Rebounds									
#	Player	FG	FGA	FT	FTA	Tot	PF	TP	A	TO	BLK	S	MIN
42	Jim Counce *	0	1	2	2	3	0	2	3	5	0	2	39
44	Marvin Delph *	11	14	1	1	10	2	23	0	3	0	1	40
30	Steve Schall *	4	7	0	0	2	4	8	1	2	1	2	20
10	Ron Brewer *	5	14	8	10	5	0	18	5	4	0	0	40
32	Sidney Moncrief *	7	13	7	13	11	2	21	1	1	1	0	39
20	Alan Zahn	1	1	0	0	2	3	2	1	1	0	0	21
24	U.S. Reed	0	0	0	2	0	0	0	0	0	0	0	1
TEAM Totals		28	50	18	28	36	12	74	11	16	2	5	200

FG% 1st Half: 19-30 .633 2nd Half: 9-20 .450 Game: 560 DEADBALL REBOUNDS 3
F Throw% 1st Half: 4-5 .800 2nd Half: 14-23 .608 Game: 642

Score by Periods	1st	2nd	Total
UCLA	29	41	70
Arkansas	42	32	74

FINAL FOURS

ARKANSAS IN THE FINAL FOUR

1941 - Tied for third	1990 - Tied for third
1945 - Tied for third	1994 - National Champion
1978 - Third	1995 - Runner-up

During Arkansas' long, illustrious history, the Razorbacks have been to the NCAA Final Four six times.

The Hogs have earned 30 bids to the NCAA Tournament and made 29 appearances, missing the 1944 event due to a car accident prior to the first-round games.

Only eight schools in the entire country have been to the Final Four more than Arkansas, and only eight schools have earned more than UA's 30 NCAA Tournament bids. Among SEC schools, only Kentucky has been to the NCAA Tournament more often. In fact, Arkansas, Kentucky, LSU, Georgia, Mississippi State and Florida are the only league schools to reach the Final Four.

It was tougher to get in the tournament in the early days, but it also took fewer games to win the title.

In the 1940s, only eight teams participated in the NCAA Tournament, which first became an event in 1939. Up to that point, the NIT was the top national post-season tournament. Twice in the '40s, the Razorbacks advanced to the Final Four.

The 1941 Hogs roared through the Southwest Conference with a 12-0 mark and carried a 19-2 record into the tournament. Arkansas downed Wyoming, 65-40, to reach the Final Four at Kansas City. Washington State handed the Razorbacks a 64-53 setback, meaning Arkansas and Pittsburgh tied for third since there was no third-place game.

Arkansas returned in 1945, again to Kansas City. Arkansas was 16-8 entering the tournament but edged Oregon, 79-76, to reach the Final Four. Eventual national champion Oklahoma State, which Arkansas had defeated once earlier in the season, downed the Hogs and UA tied Ohio State for third place.

It took 33 years for Arkansas to return. In 1978, the Hogs were SWC champs and beat Weber State, second-ranked UCLA and California-Fullerton to advance to the Final Four at St. Louis. Top-ranked Kentucky led by just one with two minutes to play and posted a 64-59 victory.

There was a third-place game and Ron Brewer hit a buzzer shot from the top of the circle to send the Razorbacks past Notre Dame, 71-69. Brewer had 20 points and Marvin Delph 21 in their final game as Razorbacks.

Nolan Richardson guided the Hogs to the Final Four in 1990, 1994 and 1995.

In 1990, wins over Princeton, Dayton, North Carolina and Texas earned Arkansas a trip to Denver. The Razorbacks were 30-4 heading into a semifinal showdown with Duke.



FINAL FOURS

Richardson took his club to Denver a day early to adjust to the altitude, but the Hogs fell behind early in both halves and used plenty of adrenaline to catch up. Arkansas led 69-62 with 10:38 remaining, but ran out of gas. Duke came back and won, 97-83, but also used most of its energy. The Blue Devils were beaten by Nevada-Las Vegas in the title game while Arkansas tied Georgia Tech for third.

The ultimate came in 1994. The Hogs downed North Carolina A&T, Georgetown, Tulsa and Michigan to advance to the Final Four at Charlotte, N.C. The win over Arizona was Arkansas' first ever in the national semifinals and set up a clash with Duke.

With the score tied with less than a minute to play, a well-defended Scotty Thurman hit a three-pointer to lead the Razorbacks to a 76-72 victory and the national title.

With every starter from the championship squad returning, the Hogs were favored to return to the Final Four in 1995, and they did. Texas Southern, Syracuse, Memphis and Virginia were knocked off along the way to the Final Four at Seattle, but none of the wins came by more than six points.

Arkansas fell behind early but rallied to get by North Carolina in the semifinals. Playing in the NCAA championship game for the second straight year, Arkansas came up short in an 89-78 loss to UCLA.



No. 20 ARKANSAS 74, No. 12 LOUISVILLE 73 NCAA Tournament Second Round March 14, 1981, at Austin, Texas

Defending NCAA champion Louisville and Southwest Conference champion Arkansas clawed at each other for 39 minutes and 55 seconds in the second round of the NCAA Tournament and the scoreboard read Louisville 73, Arkansas 72 after Derek Smith's short jumper for the Cardinals.

The Razorbacks, who had led by six points with 2:13 left, called timeout. U.S. Reed took the inbounds pass and coolly dribbled to midcourt near the sideline. With a second left on the clock, he launched a desperation 49-footer. The only thing desperate after the shot was the look on the faces of the Louisville players as they watched the ball hit nothing but net.

Reed shook hands with everyone on the press table after hitting a shot that will live forever in the minds of Razorback fans. He finished with 19 points. Darrell Walker had 23 and the Hogs were still alive in the NCAA Tournament.


Arkansas 74, Louisville 73 Midwest Regional • Second Round • March 14, 1981 Frank Erwin Center • Austin, Texas • Att.: 8,523

Arkansas		Tot-FG			Rebounds					Tot			MIN	
#	Player	FG	FGA	FT	FTA	Tot	PF	TP	A	TO	BLK	S	MIN	
40	Tony Brown*	1	3	0	0	2	5	2	0	2	0	1	3	
42	Keith Peterson*	2	4	4	6	6	3	8	0	2	0	1	39	
44	Scott Hastings*	2	8	8	8	8	4	12	0	2	0	0	32	
20	Darrell Walker*	9	15	5	7	4	3	23	3	1	0	2	40	
24	U.S. Reed*	7	14	5	6	6	3	19	6	5	1	3	40	
43	Greg Skulman	0	0	0	0	0	0	0	1	2	0	0	4	
34	Mike Young	4	7	2	2	0	2	10	1	5	0	0	25	
45	Carey Kelly	0	1	0	1	1	3	0	0	1	0	0	13	
12	Brad Friess	0	0	0	0	0	0	0	0	0	0	0	4	
TEAM													7	
Totals		25	52	24	30	34	23	74	11	20	1	7	200	
FG%		1st Half: 15-34 .441			2nd Half: 10-18 .555			Game: .480			DEADBALL			
F Throw%		1st Half: 7-8 .875			2nd Half: 17-22 .772			Game: .800			REBOUNDS			0

Louisville		Tot-FG			Rebounds					Tot			MIN	
#	Player	FG	FGA	FT	FTA	Tot	PF	TP	A	TO	BLK	S	MIN	
43	Derek Smith*	5	9	0	0	7	4	10	5	6	1	1	35	
22	Rodney McCray*	4	4	3	5	5	5	11	2	1	0	3	25	
33	Charles Jones*	4	4	2	4	3	3	10	0	1	4	0	31	
4	Lancaster Gordon*	3	6	2	3	4	2	8	1	2	1	1	30	
5	Jerry Eaves*	3	11	3	5	4	2	9	3	8	0	1	35	
21	Scotter McCray	5	9	1	4	4	4	11	0	0	2	2	23	
34	Roger Burkman	0	0	4	4	1	5	4	0	0	0	0	8	
44	Poncho Wright	2	5	6	6	0	1	10	1	1	0	2	10	
14	Greg Deuser	0	1	0	0	0	0	0	1	1	0	0	3	
TEAM													1	
Totals		26	49	21	31	29	26	73	13	20	8	10	200	
FG%		1st Half: 12-18 .667			2nd Half: 14-31 .452			Game: .531			DEADBALL			
F Throw%		1st Half: 9-15 .600			2nd Half: 12-15 .800			Game: .677			REBOUNDS			2

Technical fouls: None

Score by Periods	1st	2nd	Total
Arkansas	37	37	74
Louisville	33	40	73



Corey Beck averaged 12.0 points, 7.0 rebounds and 4.0 assists in earning Final Four All-Tournament honors in 1994.



**No. 7 ARKANSAS 106, No. 23 LSU 92
March 3, 1992, at Fayetteville**

It was Arkansas' first year as a member of the Southeastern Conference (SEC). Earlier in the season, Todd Day had exploded for a career-high 43 points as the Razorbacks defeated LSU, 101-90, at Baton Rouge. The Tigers recovered from the defeat, though, and by the time they arrived at Barnhill Arena, they had tied the Hogs for the SEC lead.

LSU's first ever visit to Fayetteville would determine the SEC championship.

The Tigers started strong. Shaquille O'Neal did his best to quiet an overflow crowd of 9,518 with 11 points in the opening half as LSU roared to a 51-36 advantage. O'Neal, however, scored his last points with 11:37 remaining to give the Tigers a 69-58 lead before the Razorbacks charged back.

Lee Mayberry, who hit a then-school record nine three-point field goals and finished with 35 points, teamed with Day, who finished with 27, to bring the Hogs from behind. Mayberry's last three-pointer tied the game at 87-all and Oliver Miller blocked O'Neal's shot at the buzzer to force overtime.

Arkansas blitzed the Tigers, 19-5, in the extra period. Day scored nine points and Mayberry had four during that time. The victory sent Barnhill Arena into a frenzy and the Razorbacks on the way to their first SEC title.

**Arkansas 106, LSU 92 (OT)
Barnhill Arena • Fayetteville, Ark. • Att.: 9,518**

#	Player	Tot-FG		3-Pt		Rebounds		PF	TP	A	TO	BLK	S	MIN			
		FG	FGA	FG	FGA	OF	DE								Tot		
22	Clarence Ceasar *	6	15	3	8	0	0	2	6	8	5	15	6	2	1	3	37
24	Vernel Singleton *	6	8	1	1	10	11	5	2	7	5	23	1	2	0	0	37
33	Shaquille O'Neal *	9	17	0	0	3	5	5	9	14	3	21	0	2	2	0	42
4	Jamie Brandon *	5	10	2	4	0	0	2	1	3	3	12	8	3	0	0	44
10	Maurice Williamson *	6	11	4	5	1	2	0	0	0	3	17	4	2	0	2	34
43	Geert Hammink	0	0	0	0	0	0	0	1	1	0	0	1	1	0	0	3
25	Paul Marshall	0	2	0	2	0	0	0	0	0	1	0	1	0	0	0	11
5	Justin Anderson	1	5	1	4	1	2	1	0	1	2	4	2	1	0	0	15
32	Harold Boudreaux	0	0	0	0	0	0	0	0	0	0	0	0	0	0	0	1
11	Mike Hansen	0	0	0	0	0	0	0	0	0	0	0	1	0	0	0	1
TEAM																	
Totals		33	68	11	24	15	20	17	19	36	22	92	23	14	3	6	225

FG%	1st Half: 21-35 .571	2nd Half: 12-33 .364	Game: 485	DEADBALL
3-PL FG%	1st Half: 7-14 .500	2nd Half: 4-10 .400	Game: 417	REBOUNDS
F Throw%	1st Half: 2-5 .400	2nd Half: 13-15 .867	Game: 750	3

#	Player	Tot-FG		3-Pt		Rebounds		PF	TP	A	TO	BLK	S	MIN			
		FG	FGA	FG	FGA	OF	DE								Tot		
34	Roosevelt Wallace *	4	7	0	0	0	2	2	4	6	0	8	2	2	0	0	15
3	Warren Linn *	5	9	3	6	0	0	0	1	1	1	13	3	0	0	0	34
25	Oliver Miller *	4	6	0	1	2	4	3	7	10	4	10	2	2	3	3	41
10	Todd Day *	7	13	1	4	12	15	3	5	8	3	27	3	3	0	3	43
11	Lee Mayberry *	12	18	9	12	2	2	1	1	2	0	35	7	2	0	3	42
35	Isaiah Morris	1	4	0	0	0	0	0	0	0	1	2	0	0	0	0	9
21	Darrell Hawkins	4	7	0	0	3	3	0	0	0	3	11	0	1	0	0	28
23	Ken Biley	0	0	0	0	0	0	0	0	0	0	0	1	0	0	0	3
20	Robert Shepherd	0	0	0	0	0	0	0	0	0	0	0	1	0	0	0	8
12	Clint McDaniel	0	0	0	0	0	0	0	0	0	0	0	1	0	0	0	2
TEAM																	
Totals		37	64	13	23	19	26	11	19	30	12	106	19	11	3	9	225

FG%	1st Half: 14-29 .483	2nd Half: 23-35 .657	Game: 578	DEADBALL
3-PL FG%	1st Half: 6-10 .600	2nd Half: 7-13 .538	Game: 565	REBOUNDS
F Throw%	1st Half: 2-7 .286	2nd Half: 17-19 .895	Game: 731	5

Score by Periods	1st	2nd	OT	Total
LSU	51	36	5	92
Arkansas	36	51	19	106

NATIONAL CHAMPIONSHIP

Without a senior in the starting lineup, playing in the most palatial arena in college basketball with the President of the United States attending four games and led by a coach with a system that could not be drawn up on a blackboard, Arkansas vaulted into the elite of the elite when the Razorbacks won the 1994 NCAA Championship.

Construction workers built Bud Walton Arena in record time and the 19,200-seat showcase dazzled fans and opponents as much as the Razorbacks did. Sellout crowds each time the doors were opened watched the Hogs go 16-0 at home. Only one game, the 84-83 victory over LSU, was decided by fewer than 10 points. Arkansas won those 16 games by an average of 30 points.

Arkansas blitzed Murray State, 93-67, in the Bud Walton Arena opener on Nov. 29, but the building was dedicated a few nights later when Missouri came to Fayetteville for an ESPN showcase game. The Dec. 2 game was decided in the first few minutes as Arkansas roared to a 120-68 victory over a Missouri club that went unbeaten in the Big Eight and came within one victory of reaching the Final Four.

Ranked No. 1 nationally for 10 weeks during the regular season, the Hogs lost only twice during the regular campaign. Alabama beat Arkansas, 66-64, in Tuscaloosa, and Mississippi State edged the Hogs, 72-71, in Starkville.

Sophomores Corliss Williamson and Scotty Thurman carried much of the load, while junior Corey Beck was the blue collar leader. When the Hogs had to score, they went inside to Williamson, who averaged 20.4 points per game. He shot 62.6 from the field and 70 percent at the free throw line.

Thurman, though, was the last-minute hero. His three-pointer with seven seconds left gave Arkansas a one-point victory at Tennessee. He hit another three in the last 30 seconds to lift the Hogs past LSU at Baton Rouge in overtime.

Beck did much of the dirty work, defending with tenacity and leading the team in assists. He and junior Clint McDaniel were probably the best defensive guards in college basketball. Head coach Nolan Richardson certainly thought so. McDaniel also provided perimeter firepower, as did junior Dwight Stewart, Arkansas' fifth starter who was more a forward than a center.

Richardson used a deep bench to guide the Hogs to a 24-2 regular season finish. Al Dillard brought instant offense into any contest with his incredible three-point shooting range. He was Arkansas' third-leading scorer behind Williamson and Thurman (15.9 ppg) with an 8.9 average even though he played just more than 12 minutes a game. Roger Crawford, one of only two seniors on the squad, also brought instant firepower off the bench, but he was injured early in the NCAA Tournament run and was not available for the Final Four.

In his honor, UA players wore a No. 31 patch on their jerseys.

Freshmen Darnell Robinson and Lee Wilson, a pair of 6-11 centers, gave the Hogs size they didn't have in 1993 when they won 22 games and reached the Sweet 16 before falling to eventual national champion North Carolina. Senior Ken Biley and junior Elmer Martin also made significant contributions.

When President Bill Clinton visited Bud Walton Arena for a Dec. 28 blowout of Texas Southern, no one realized it would be a preview of later visits to the NCAA Tournament. The nation's most recognizable Razorback fan later appeared on the cover of Sports Illustrated wearing sweatbands presented by Richardson.

A 13-game winning streak was snapped by Kentucky in the SEC Tournament, but the Razorbacks were still seeded first in the Midwest Regional at Oklahoma City. Williamson scored 24 points and had seven rebounds in a 94-79 first-round victory over North Carolina A&T. He followed with 21 points and Robinson, making a surprise start, added 13 in the 85-73 second-round win over Georgetown.

Earlier in the year, Tulsa gave Arkansas a scare before the Hogs won in overtime, 93-91, in Tulsa. The Golden Hurricane surprised UCLA and Oklahoma State to reach the Sweet 16 with Arkansas in Dallas. This one was no contest as Williamson and Thurman scored 21 each, and McDaniel 19 in a 103-84 victory.



NATIONAL CHAMPIONSHIP

Michigan was Arkansas' regional final foe and the Hogs could not contain Juwan Howard, but neither could the Wolverines handle Thurman. With Williamson smothered by Michigan's inside defense and held to 12 points, Thurman tossed in 20 as Arkansas reached the Final Four with a 76-68 win attended by President Clinton.

By the time the Hogs arrived at Charlotte, N.C., they were a confident bunch. They also had been somehow convinced by Richardson that they were not nationally respected, even though they had been ranked No. 1. Arizona was the semifinal opponent and the Wildcat guards, Damon Stoudamire and Khalid Reeves, were billed as the top offensive guards in the nation.

Beck and McDaniel were motivated to the hilt and smothered them. They combined to hit just 11 of their 43 shots, including just two of 22 three-point attempts. Williamson scored 29 points and grabbed 13 rebounds, and the Hogs advanced to the championship game with a 91-82 victory.

An entire state stood still on April 4, 1994. Arkansas fans who could not be there (more than 3,000 made the trip to Charlotte) watched and listened in every corner of the state. President Clinton was there again, and so was Duke, the 1991 and '92 national champion.

After an airtight first half that ended with Arkansas holding a 34-33 lead, Duke jumped out to a 10-point advantage in the first three minutes of the second half. However, the pace of the game picked up during the run and it never slowed down. The Razorbacks took advantage and were even with the Devils less than five minutes later.

When Arkansas built a 70-65 lead late in the contest it looked safe, but Grant Hill's three tied the game with 1:29 remaining.

Although Williamson finished with 23 points, there was no doubt who would take the next shot for Arkansas. Thurman launched a high-arching three-point attempt with only seconds left on the shot clock. The shot fell with 51 seconds left and when it settled through the net, the outcome had been determined. A pair of free throws by McDaniel and another by Dillard sealed Duke's fate, 76-72.

Once the national championship belonged to the Hogs, an entire state celebrated. President Clinton embraced Richardson on the court and later officially honored the Razorbacks at the White House.

The 1994 NCAA championship trophy is on display at Bud Walton Arena.



Corliss Williamson was named the Most Outstanding Player of the 1994 Final Four after averaging 26.0 points and 10.5 rebounds in Arkansas' two wins.



No. 3 ARKANSAS 103, TEXAS 96 Feb. 4, 1990, at Austin, Texas

Arkansas already had a two-game lead over Texas in the Southwest Conference when the Razorbacks invaded Austin for a nationally televised game.

The Hogs owned a four-game winning streak over the Longhorns, and it was a must-win situation for Texas. The Razorbacks led for most of the first half but Texas gained a five-point advantage midway through the second half. It was 77-72 'Horns when Todd Day fouled out for Arkansas 3:31 from the end.

Texas still led, 86-83, and had Travis Mays at the free throw line with 12 seconds left, but Mays missed the free throw and Lee Mayberry stunned the Texas crowd of more than 16,000 with a long three-pointer three seconds from the buzzer to send the game into overtime.

Arkansas made sure Texas never recovered. A three-pointer by Ernie Murry got the Hogs started and Mayberry's jumper at 3:20 put the Hogs in front to stay. Mayberry and Lenzie Howell each scored 23 points to offset 24 by Joey Wright, 23 by Mays and 22 by Lance Blanks. The victory gave Arkansas a three-game lead it never surrendered on its way to the SWC title.

Arkansas 103, Texas 96 (OT) Erwin Center • Austin, Texas • Att.: 16,231

Arkansas		Tot-FG		3-PT		FT		FTA		Rebounds			PF	TP	A	TO	BLK	S	MIN
#	Player	FG	FGA	FG	FGA	FT	FTA	OF	DE	Tot	PF	TP	A	TO	BLK	S	MIN		
10	Todd Day *	7	16	0	0	3	4	3	2	5	5	17	1	3	2	3	33		
24	Lenzie Howell *	10	19	0	0	3	5	1	3	4	2	23	2	3	1	3	31		
55	Mario Credit *	0	2	0	0	0	0	1	2	2	0	0	0	1	2	10			
11	Lee Mayberry *	9	16	2	4	3	3	1	6	7	4	23	3	5	0	0	43		
20	Arlyn Bowers *	0	4	0	1	2	2	0	1	3	2	0	0	0	0	11			
14	Ernie Murry	3	6	2	3	1	1	1	3	4	2	9	2	0	0	2	18		
21	Darrell Hawkins	1	2	0	0	0	0	0	1	1	0	2	0	2	0	0	6		
22	Cannon Whitby	0	0	0	0	0	0	0	0	0	0	0	0	0	0	0	1		
25	Oliver Miller	3	11	0	0	2	2	5	8	13	4	8	0	4	10	4	32		
31	Ron Huery	4	7	0	0	7	9	0	3	3	4	15	4	1	2	0	32		
42	Larry Marks	2	3	0	0	0	0	0	0	0	0	4	0	0	0	0	8		
TEAM										4	5								
Totals		39	86	4	8	21	26	13	32	45	26	103	12	18	16	14	225		
FG%		1st Half: 18-38 .473		2nd Half: 21-48 .437		Game: 453		DEADBALL											
3-Pt. FG%		1st Half: 1-4 .250		2nd Half: 3-4 .750		Game: 500		REBOUNDS											
F Throw%		1st Half: 7-9 .777		2nd Half: 14-17 .823		Game: 807		1											

Texas		Tot-FG		3-PT		FT		FTA		Rebounds			PF	TP	A	TO	BLK	S	MIN
#	Player	FG	FGA	FG	FGA	FT	FTA	OF	DE	Tot	PF	TP	A	TO	BLK	S	MIN		
32	Lance Blanks *	4	15	1	4	13	14	1	4	5	3	22	5	2	0	4	45		
42	Locksley Collie *	4	14	0	0	7	12	9	7	16	5	15	1	4	0	0	38		
44	Guillermo Myers *	5	8	0	0	0	1	6	7	13	4	10	0	2	3	1	36		
12	Joey Wright *	7	15	3	6	7	7	2	4	6	3	24	4	9	0	1	44		
14	Travis Mays *	9	23	3	9	2	3	2	8	10	4	23	1	6	1	2	45		
3	Benford Williams	1	5	0	0	0	0	3	3	6	4	2	0	1	1	0	13		
11	Courtney Jeans	0	0	0	0	0	0	1	1	0	0	0	1	0	0	0	2		
55	George Muller	0	0	0	0	0	0	0	1	1	0	0	0	0	0	0	2		
TEAM										2	2								
Totals		30	80	7	19	29	37	23	37	60	23	96	11	25	5	8	225		
FG%		1st Half: 13-35 .371		2nd Half: 17-45 .378		Game: 375		DEADBALL											
3-Pt. FG%		1st Half: 2-6 .333		2nd Half: 5-13 .385		Game: 368		REBOUNDS											
F Throw%		1st Half: 12-14 .857		2nd Half: 17-23 .739		Game: 784		4											

Score by Periods	1st	2nd	OT	Total
Arkansas	44	42	17	103
Texas	40	46	10	96



NCAA LEADERS

NCAA INDIVIDUAL STATISTICAL LEADERS

1991	Oliver Miller, 70.4 field goal percentage (254-361)
1976	Sidney Moncrief, 66.5 field goal percentage (149-224)*
1974	Rickey Medlock, 91.6 free throw percentage (87-95)
1961-63	Tommy Boyer, 89.2 career free throw pct. (315-353)**
1963	Tommy Boyer, 44 consecutive free throws**
1963	Tommy Boyer, 91.3 free throw percentage (147-161)
1962	Tommy Boyer, 93.3 free throw percentage (125-134)


* All-time NCAA record for a freshman

** Since broken

NCAA TEAM STATISTICAL LEADERS

1999	292 three-point field goals made
1995	361 three-point field goals made*
1995	721 assists
1995	3,416 points scored
1995	445 steals
1995	39 games played
1994	91.2 winning percentage (31-3)
1994	301 three-point field goals made
1994	687 assists
1994	20.2 assists per game
1994	91.2 winning percentage (31-3)
1994	17.9-point margin of victory (93.4-75.6)
1992	674 assists
1991	3,783 points scored
1991	467 steals
1989	11.6 steals (372 in 32 games)
1978	54.6 field goal percentage (1,060-1,943)
1977	54.5 field goal percentage (849-1,558)
1962	.776 free throw percentage (502-647)

* All-time NCAA record



No. 9 ARKANSAS 94, No. 5 KENTUCKY 92 Jan. 29, 1995, at Fayetteville

Kentucky's second-ever trip to Fayetteville was a highly-anticipated event. CBS moved the game to Super Bowl Sunday to ensure a large audience for the nationally televised event.

By halftime it was obvious another special event was taking place, just as every Arkansas-Kentucky game had been. The Wildcats led by one when Reggie Garrett stunned the visitors with a halfcourt buzzer shot to give Arkansas a 49-47 halftime lead.

Arkansas was tied or led the entire second half until Walter McCarty's short jumper gave Kentucky an 82-80 lead with 5:19 left. From that point on, neither team led by more than four, and there were three ties and three lead changes.

Scotty Thurman, Arkansas' greatest last-second shot maker ever, made sure the crowd went home happy. He drove past UK defenders, pulled up and hit an 18-footer with eight seconds to go to put the Razorbacks in front for good. McDaniel made a baseline steal in the final second and hit a free throw for the final margin.

Thurman and Corliss Williamson combined for 50 points as the Hogs won their fourth straight regular season game over the Wildcats.

Arkansas 94, Kentucky 92 Bud Walton Arena • Fayetteville, Ark. • Att.: 20,298

Kentucky

#	Player	Tot-FG		3-Pt			Rebounds			PF	TP	A	TO	BLK	S	MIN		
		FG	FGA	FG	FGA	FT	FTA	OF	DE								Tot	
12	Rodrick Rhodes *	4	13	1	6	2	2	0	3	3	2	11	7	4	0	2	35	
40	Walter McCarty *	7	9	2	3	0	0	2	5	7	4	16	2	0	0	0	24	
10	Andre Riddick *	1	6	0	0	0	0	1	3	5	8	4	2	1	1	3	0	24
00	Tony Delk *	9	15	6	9	7	8	1	2	3	3	31	2	3	0	1	35	
15	Jeff Sheppard *	5	9	2	5	2	2	1	2	3	5	14	2	3	0	0	26	
32	Jared Prickett	1	2	0	0	0	0	0	1	1	2	2	0	1	0	0	9	
25	Anthony Epps	2	3	2	3	2	2	0	0	0	0	8	4	1	0	1	15	
24	Antoine Walker	1	3	1	1	0	0	0	1	1	1	3	1	2	1	0	12	
41	Mark Pope	1	2	0	0	3	4	1	1	2	4	5	0	0	0	0	16	
3	Chris Harrison	0	1	0	1	0	0	0	0	0	1	0	0	0	0	0	1	
34	Scott Padgett	0	0	0	0	0	0	0	0	0	0	0	0	0	0	0	1	
22	Allen Edwards	0	1	0	1	0	0	0	0	0	0	0	0	0	0	0	2	
TEAM																		
Totals		31	64	14	29	16	19	10	22	32	26	92	19	15	4	4	200	

FG	1st Half: 15-30 .500	2nd Half: 16-34 .471	Game: 484	DEADBALL
3-Pt. FG	1st Half: 9-16 .563	2nd Half: 5-13 .385	Game: 483	REBOUNDS
F Throw	1st Half: 8-11 .727	2nd Half: 8-8 1.000	Game: 842	2

Arkansas

#	Player	Tot-FG		3-Pt			Rebounds			PF	TP	A	TO	BLK	S	MIN	
		FG	FGA	FG	FGA	FT	FTA	OF	DE								Tot
34	Corliss Williamson *	9	15	0	0	10	13	2	7	9	1	28	3	2	3	2	33
30	Scotty Thurman *	5	6	4	5	8	8	0	4	4	2	22	2	2	0	1	37
15	Dwight Stewart *	2	7	2	5	0	0	0	3	3	5	6	2	3	2	0	19
12	Clint McDaniel *	2	5	1	4	4	6	1	0	1	2	9	4	2	0	2	30
14	Corey Beck *	2	5	0	1	4	5	2	4	6	4	8	8	4	0	1	36
23	Reggie Garrett	3	6	1	2	1	1	0	0	0	4	8	0	1	0	0	17
44	Darnell Robinson	4	8	0	2	0	0	2	2	4	1	8	1	3	1	1	16
3	Al Dillard	2	4	1	2	0	0	0	0	1	5	0	1	0	0	0	8
33	Lee Wilson	0	1	0	0	0	0	1	1	2	0	0	0	0	1	0	3
21	Landis Williams	0	0	0	0	0	0	0	0	0	0	0	0	0	0	0	1
TEAM																	
Totals		29	57	9	21	27	33	9	24	33	20	94	20	18	7	7	200

FG	1st Half: 14-28 .500	2nd Half: 15-29 .517	Game: 509	DEADBALL
3-Pt. FG	1st Half: 7-12 .583	2nd Half: 2-9 .222	Game: 429	REBOUNDS
F Throw	1st Half: 14-16 .875	2nd Half: 13-17 .765	Game: 818	3

Score by Periods	1st	2nd	Total
Kentucky	47	45	92
Arkansas	49	45	94

SPECIAL COLLECTOR'S EDITION

Sports Illustrated

PRESENTS

A Heavily Season


A CELEBRATION OF ARKANSAS'S 1994 NCAA TITLE




» ALL-AMERICANS




JOHN ADAMS
1941 - Helms Foundation 1st/
Converse Yearbook 2nd




TOMMY BOYER
1963 - UPI, Converse HM




RON BREWER
1978 - Converse, USBWA, WA 1st/
AP 2nd/BW 3rd
Helms Foundation
1977 - Helms Foundation




RONNIE BREWER
2006 - Basketball Times 3rd
AP, CollegeInsider.com HM




JERRY CARLTON
1962 - Converse HM
1961 - Converse HM




TODD DAY
1992 - WA 1st/NABC, SN, BW 2nd/
AP & UPI 3rd
1991 - WA 1st/AP 2nd/
BT, NABC, BW 3rd
1990 - Basketball Times 3rd




MARVIN DELPH
1978 - Converse Yearbook 2nd
1977 - AP, TSN HM




BILL FLYNT
1946 - Helms Foundation 3rd



FRED GRIM
1958 - Associated Press HM



SCOTT HASTINGS
1982 - Helms Foundation
1981 - Helms Foundation




GEORGE KOK
1948 - AP 3rd
1946 - Sporting News 2nd



GENE LAMBERT
1929 - Helms Foundation 1st




LEE MAYBERRY
1992 - AP, Basketball Times &
NABC 3rd



SIDNEY MONCRIEF
1979 - AP, Converse, NABC, USBWA,
WA 1st/TSN & UPI 2nd
1978 - WA 1st/UIP 2nd/AP,
NABC 3rd/Helms
1977 - AP, TSN HM




TOM PICKELL
1929 - College Humor Magazine




IKE POOLE
1936 - Helms Foundation 1st/
Converse 2nd




BOBBY PORTIS
2015 - Associated Press, USBWA 2nd,
Sporting News 3rd



CLYDE RHODEN
1960 - Converse HM




JACK ROBBINS
1938 - NEA 3rd




ALVIN ROBERTSON
1984 - UPI 2nd/AP 3rd




GLEN ROSE
1928 - Helms Foundation 1st
(1978 NABC Golden Anniversary Award)



WEAR SCHOONOVER
1930 - College Humor Magazine 2nd




JAMES "DOC" SEXTON
1932 - College Humor Magazine 3rd
1931 - College Humor Magazine 3rd



MARTIN TERRY
1973 - Helms Foundation 1st




SCOTTY THURMAN
1995 - Basketball Times 3rd
Associated Press HM
1994 - Associated Press HM



DARRELL WALKER
1983 - AP/Converse & UPI 2nd
Helms Foundation



CORLISS WILLIAMSON
1995 - TSN, WA, BW 1st/AP,
NABC, UPI, USBWA 2nd
1994 - WA 1st/AP, NABC, UPI,
USBWA, BW 2nd/BT 3rd



CLAYTON WYNNE
1943 - Pic Magazine 3rd

Note: AP (1948-Present) and UPI (1949-96) selected only a first team until 1951; *College Humor Magazine* selected teams from 1929-33 and in 1936; *Converse Yearbook* selected teams from 1932-83; the Helms Foundation (1905-83) selected only a first team; the NABC selected only a first team until 1948; NEA (Newspaper Enterprise Association) selected teams from 1917-73; *Pic Magazine* selected teams from 1942-44; The Sporting News selected teams from 1943-46 and since 1997; the USBWA (United States Basketball Writers Association) selected a 10-player first team from 1957-83, five-player first and second teams from 1984-97 and added a third team in 1998; and the Wooden Award has selected a first and second team since 1977.

FRESHMEN ALL-AMERICANS




PATRICK BEVERLEY
2007 - CollegeInsider.com 1st
Basketball Times 2nd
Rivals.com
CollegeHoops.net 3rd



RONNIE BREWER
2004 - Rivals.com 2nd
College Basketball News 3rd




COURTNEY FORTSON
2009 - CollegeHoops.net 3rd




JOE JOHNSON
2000 - Basketball Times 2nd



MARSHAWN POWELL
2010 - Rivals.com 3rd



SCOTTY THURMAN
1993 - Sporting News 1st



CORLISS WILLIAMSON
1993 - Sporting News 1st

Legend

- AP - Associated Press
- BT - *Basketball Times*
- BW - *Basketball Weekly*
- Converse - Converse Magazine
- NABC - National Association of Basketball Coaches
- NEA - Newspaper Enterprises Association
- SN - Sporting News
- UPI - United Press International
- USBWA - United States Basketball Writers Association
- WA - Wooden Award



Scotty Thurman is the only player in program history to earn first team All-SEC honors three times.

ALL-SEC

- 2017 Moses Kingsley, AP & Coaches' 2nd
- 2016 Moses Kingsley, AP & Coaches' 2nd
- 2015 Bobby Portis, AP & Coaches' 1st
Michael Qualls, AP & Coaches' 2nd
- 2014 Bobby Portis, Coaches' 2nd
- 2013 BJ Young, Coaches' 2nd, AP HM
Marshawn Powell, Coaches' 2nd, AP HM
- 2012 BJ Young, Coaches' 2nd, AP HM
- 2011 Rotnei Clarke, Coaches' 2nd, AP HM
- 2010 Courtney Fortson, Coaches' 2nd, AP HM
- 2009 Mike Washington, Coaches' & AP 2nd
- 2008 Sonny Weems, Coaches' 1st, AP 2nd
- 2007 Patrick Beverley, Coaches' 2nd
- 2006 Ronnie Brewer, Coaches' & AP 1st
Jonathon Modica, Coaches' 2nd, AP HM
- 2005 Ronnie Brewer, Coaches' 1st, AP 2nd
- 2004 Jonathon Modica, Coaches' 2nd
- 2002 Jannero Pargo, AP & Coaches' 3rd
- 2001 Joe Johnson, Coaches' 2nd, AP 3rd
Jannero Pargo, AP & Coaches' 3rd
- 2000 Joe Johnson, AP 2nd, Coaches' 3rd
- 1999 Derek Hood, AP & Coaches' 2nd
- 1998 Nick Davis, AP 1st, Coaches' 2nd
Pat Bradley, AP & Coaches' 2nd
- 1997 Pat Bradley, AP & Coaches' 3rd
Derek Hood, AP & Coaches' 3rd
- 1995 Scotty Thurman, AP & Coaches' 1st
Corliss Williamson, AP & Coaches' 1st
Corey Beck, AP 3rd
Clint McDaniel, AP 3rd
- 1994 Scotty Thurman, AP & Coaches' 1st

- Corliss Williamson, AP & Coaches' 1st
- 1993 Scotty Thurman, AP 2nd, Coaches' 1st
Darrell Hawkins, AP 3rd, Coaches' 2nd
Corliss Williamson, Coaches' 2nd
- 1992 Todd Day, AP 1st, Coaches'
Lee Mayberry, AP 1st, Coaches'
Oliver Miller, AP 3rd

* Coaches began selecting more than one team following the 1992 season.

SEC ALL-FRESHMAN SELECTIONS

- 2015 Anton Beard
- 2014 Bobby Portis
- 2012 BJ Young
- 2010 Marshawn Powell
- 2009 Courtney Fortson
- 2007 Patrick Beverley
- 2005 Darian Townes
- 2004 Ronnie Brewer
Olu Famutimi
- 2003 Jonathon Modica
- 2000 Joe Johnson
- 1997 Glendon Alexander
- 1996 Kareem Reid
- 1994 Darnell Robinson
- 1993 Scotty Thurman
Corliss Williamson

SEC PLAYER OF THE YEAR (Coaches)

- 2015 Bobby Portis
- 1995 Corliss Williamson
- 1994 Corliss Williamson

SEC PLAYER OF THE YEAR (AP)

- 2015 Bobby Portis
- 1995 Corliss Williamson
- 1994 Corliss Williamson

SEC NEWCOMER OF THE YEAR (AP)

- 2007 Patrick Beverley

SEC FRESHMAN OF THE YEAR

- 2007 Patrick Beverley

SEC DEFENSIVE PLAYER OF THE YEAR

- 2007 Steven Hill

SEC SIXTH MAN OF THE YEAR

- 2006 Eric Ferguson

SEC PRESEASON PLAYER OF THE YEAR

- 2016 Moses Kingsley
- 2005 Ronnie Brewer
- 2001 Joe Johnson

SEC PLAYERS OF THE WEEK

- 2017 Daryl Macon, Feb. 20
- 2016 Anthlon Bell, Jan. 11
Moses Kingsley, Feb. 1
- 2015 Michael Qualls, Dec. 1
Bobby Portis, Jan. 12
Bobby Portis, Feb. 16
- 2013 BJ Young, Dec. 31
Marshawn Powell, Feb. 18
- 2011 Rotnei Clarke, Jan. 31 & Feb. 28
- 2010 Rotnei Clarke, Nov. 16
Courtney Fortson, Feb. 8
- 2009 Michael Washington, Nov. 17 & Jan. 5
Courtney Fortson, Dec. 15
- 2008 Sonny Weems, Feb. 4
- 2007 Gary Ervin, Jan. 8 & March 5
- 2006 Jonathon Modica, Feb. 6
- 2005 Jonathon Modica, Feb. 14
- 2002 Jannero Pargo, Dec. 23 & Jan. 28
- 2001 Jannero Pargo, Jan. 22
- 1998 Kareem Reid, Dec. 15
- 1995 Corliss Williamson, Feb. 13
Scotty Thurman, Feb. 20
- 1994 Scotty Thurman, Feb. 7 & Feb. 21
Corliss Williamson, Feb. 28
- 1992 Todd Day, Jan. 13 & March 2

SEC FRESHMAN POW

(Beginning in 2007)

- 2015 Anton Beard, Feb. 23
- 2013 Bobby Portis, Dec. 9, Jan. 6, Feb. 10
- 2012 BJ Young, Jan. 9
- 2010 Marshawn Powell, Feb. 1
- 2009 Courtney Fortson, Dec. 22
- 2007 Patrick Beverley, Nov. 13, Nov. 27, Feb. 19

SEC ALL-DEFENSIVE TEAM

(Selected in '91 and '92; and started again in '08)

- 2017 Moses Kingsley
- 2016 Moses Kingsley
- 2011 Delvon Johnson
- 2008 Steven Hill
- 1992 Lee Mayberry



Ronnie Brewer was a two-time All-SEC first team choice by the league coaches before making the jump to the NBA as a first round pick in 2006.



Bobby Portis became the first player in program history with 1,000 points and 500 rebounds as a sophomore, leading Arkansas back to the NCAA Tournament in 2015.

SEC COMMUNITY SERVICE TEAM

- 2017 Moses Kingsley
- 2016 Keaton Miles
- 2015 Moses Kingsley
- 2014 Kikko Haydar
- 2013 Kikko Haydar
- 2012 Michael Sanchez
- 2011 Marcus Britt
- 2010 Rotnei Clarke
- 2009 Michael Sanchez
- 2008 Darian Townes
- 2007 Sean McCurdy
- 2006 Dontell Jefferson
- 2005 Steven Hill
- 2004 Billy Pharis
- 2003 Blake Eddins
- 2002 Blake Eddins
- 2001 Brandon Davis
- 2000 Brandon Davis
- 1999 Pat Bradley

NATIONAL ASSOCIATION OF BASKETBALL COACHES (NABC) ALL-DISTRICT

- 2017 Moses Kingsley, 2nd
- 2015 Bobby Portis, 1st
Michael Qualls, 2nd
- 2013 Marshawn Powell, 2nd
- 2009 Michael Washington, 2nd
- 2008 Sonny Weems, 2nd
- 2007 Patrick Beverley, 2nd
- 2006 Ronnie Brewer, 1st
- 2005 Ronnie Brewer, 1st
- 2002 Jannero Pargo, 1st
- 2001 Joe Johnson, 1st
- 1999 Derek Hood, 2nd
Kareem Reid, 2nd
- 1998 Kareem Reid, 2nd
- 1997 Kareem Reid, 2nd

- 1995 Corliss Williamson, 1st
Scotty Thurman, 2nd
- 1994 Scotty Thurman, 1st
Corliss Williamson, 1st
- 1993 Scotty Thurman, 2nd
- 1992 Todd Day, 1st
Lee Mayberry, 2nd
Oliver Miller, 2nd
- 1991 Todd Day, 1st
Lee Mayberry, 1st
Oliver Miller, 1st
- 1990 Todd Day, 1st
Lenzie Howell, 1st
Lee Mayberry, 1st
Oliver Miller, 1st
- 1988 Andrew Lang, 1st
- 1985 Charles Ballentine, 1st
Joe Kleine, 1st
- 1984 Alvin Robertson, 1st
Joe Kleine, 2nd
- 1983 Darrell Walker, 1st
- 1982 Scott Hastings, 1st
- 1981 Scott Hastings, 1st
U.S. Reed, 1st
- 1980 U.S. Reed, 1st
Scott Hastings, 2nd
- 1979 Sidney Moncrief, 1st
- 1978 Ron Brewer, 1st
Marvin Delph, 1st
Sidney Moncrief, 1st
- 1977 Ron Brewer, 1st
Marvin Delph, 1st
Sidney Moncrief, 1st
- 1976 Marvin Delph, 3rd
Daryll Saulsberry, 3rd
- 1975 Kent Allison, 1st
Rickey Medlock, 3rd
- 1974 Dean Tolson, 2nd

- 1973 Martin Terry, 1st
Dean Tolson, 3rd
- 1972 Martin Terry, 3rd
- 1968 James Eldridge, 3rd
- 1967 Tommy Rowland, 2nd
- 1966 Ricky Sugg, 2nd
- 1965 Ricky Sugg, 3rd
- 1964 Jim Magness, 2nd
- 1963 Tommy Boyer, 2nd
- 1962 Jerry Carlton, 1st
Tommy Boyer, 2nd
- 1960 Clyde Rhoden, 1st
- 1958 Fred Grim, 1st
- 1957 Terry Day
- 1956 Jerald Barnett
- 1955 Buddy Smith
- 1954 Jerald Barnett
- 1953 Gene Lambert
- 1950 Robert Ambler
James Cathcart

UNITED STATES BASKETBALL WRITERS ASSOCIATION (USBWA) ALL-DISTRICT VII

- 2017 Moses Kingsley
- 2016 Moses Kingsley
- 2015 Bobby Portis
Michael Qualls
- 2014 Bobby Portis
- 2013 Marshawn Powell, BJ Young
- 2012 BJ Young
- 2011 Rotnei Clarke
- 2010 Rotnei Clarke
- 2009 Michael Washington
- 2008 Sonny Weems
- 2007 Patrick Beverley
- 2006 Ronnie Brewer
- 2005 Ronnie Brewer
- 2004 Jonathon Modica

USBWA ALL-DISTRICT POY

- 2015 Bobby Portis

USBWA ALL-AMERICA SECOND TEAM

- 2015 Bobby Portis



ALL-TOURNAMENT

FINAL FOUR

- 1995 Clint McDaniel
Corliss Williamson
- 1994 Corey Beck
Scotty Thurman
Corliss Williamson - MVP
- 1978 Ron Brewer

Final Four All-Tournament teams started in 1952

NCAA TOURNAMENT

ALL-REGIONAL MIDWEST

- 1995 Scotty Thurman
Corliss Williamson - MVP
- 1994 Clint McDaniel
Scotty Thurman
Corliss Williamson
- 1990 Lenzie Howell - MVP
Lee Mayberry
Oliver Miller
- 1991 Todd Day
Oliver Miller
- 1979 Sidney Moncrief
Steve Schall

MIDEAST

- 1983 Darrell Walker

WEST

- 1978 Ron Brewer - MVP
Marvin Delph
Sidney Moncrief

SEC TOURNAMENT

- 2017 Daryl Macon
- 2015 Michael Qualls
- 2008 Charles Thomas
Darian Townes
- 2007 Sonny Weems
- 2001 Joe Johnson
- 2000 Brandon Dean - MVP
Joe Johnson
- 1999 Derek Hood
Kareem Reid
- 1995 Scotty Thurman
Corliss Williamson
- 1994 Corliss Williamson
- 1992 Todd Day

NABC ALL-STAR GAME PARTICIPANTS

- 1993 Darrell Hawkins
- 1992 Lee Mayberry
- 1991 Ron Huery
- 1988 Andrew Lang
- 1984 Alvin Robertson
- 1983 Darrell Walker
- 1982 Scott Hastings
- 1979 Sidney Moncrief

COACH OF THE YEAR

NATIONAL

- 1994 Nolan Richardson - NABC, Naismith,
Chevrolet/CBS, Atlanta Tipoff Club,
Kodak
- 1978 Eddie Sutton - AP, UPI, USBWA

NABC DISTRICT 9

- 1994 Nolan Richardson
- 1991 Nolan Richardson
- 1990 Nolan Richardson
- 1978 Eddie Sutton
- 1977 Eddie Sutton

SEC


- 1998 Nolan Richardson - Coaches' &
Birmingham Tipoff Club (Rupp Cup)

SEC LEGENDS

- 2017 Oliver Miller
- 2016 Pat Bradley
- 2015 Darrell Walker
- 2014 Clint McDaniel
- 2013 Jerry Carlton
- 2012 Nolan Richardson
- 2011 George Kok
- 2010 Jim Counce
- 2009 Scotty Thurman
- 2008 Corliss Williamson
- 2007 U.S. Reed
- 2006 Marvin Delph
- 2005 Scott Hastings
- 2004 Todd Day
- 2003 Lee Mayberry
- 2002 Ron Brewer
- 2001 Joe Kleine
- 2000 Tommy Boyer
- 1999 Sidney Moncrief

OLYMPIANS

- 1984 Joe Kleine
Alvin Robertson



Eddie Sutton was named national coach of the year following the Final Four season of 1978.




Martin Terry earned All-SWC first-team honors in 1972 and 1973.

- | | | | |
|------|------------------|------|--------------------|
| 1974 | Dean Tolson | 1937 | Don Lockard |
| 1973 | Martin Terry | | Jack Robbins |
| 1972 | Martin Terry | 1936 | Elwin Gilliland |
| 1963 | Tommy Boyer | | Jim Lee Howell |
| 1962 | Jerry Carlton | | Ike Poole |
| | Tommy Boyer | 1935 | Taft Moody |
| 1961 | Jerry Carlton | | Ike Poole |
| | Clyde Rhoden | 1934 | Taft Moody |
| | Pat Foster | 1933 | Tom Murphy |
| 1960 | Clyde Rhoden | 1932 | Tom Murphy |
| 1958 | Fred Grim | | James "Doc" Sexton |
| 1956 | Jerald Barnett | 1931 | Milan Creighton |
| | Manuel Whitley | 1930 | Wear Schoonover |
| 1951 | D.L. Miller | | Milan Creighton |
| 1950 | Jim Cathcart | | Roy Prewitt |
| 1949 | Kenneth Kearns | 1929 | Tom Pickell |
| 1948 | George Kok | | Gene Lambert Sr. |
| 1947 | Alvin Williams | | Wear Schoonover |
| 1946 | George Kok | 1928 | Glen Rose |
| 1945 | George Kok | | Tom Pickell |
| 1944 | Deno Nichols | | Gene Lambert Sr. |
| | Billy Flynt | | Wear Schoonover |
| 1943 | Gordon Carpenter | 1927 | Glen Rose |
| | Clayton Wynne | | Harold Steele |
| 1942 | R.C. Pitts | | Tom Pickell |
| 1941 | Johnny Adams | 1926 | Rolla Adams |
| | John Frieberger | | Elbert Pickell |
| | Howard Hickey | | Glen Rose |
| 1940 | Howard Hickey | | Curtis Parker |
| 1939 | Johnny Adams | 1925 | Rolla Adams |
| 1938 | Don Lockard | | |
| | Jack Robbins | | |

ALL-SOUTHWEST CONFERENCE

(First team only)

- | | |
|------|-----------------|
| 1991 | Todd Day |
| | Lee Mayberry |
| | Oliver Miller |
| 1990 | Todd Day |
| | Lee Mayberry |
| 1989 | Keith Wilson |
| 1988 | Ron Huery |
| 1985 | Joe Kleine |
| 1984 | Joe Kleine |
| | Alvin Robertson |
| 1983 | Darrell Walker |
| 1982 | Scott Hastings |
| 1981 | Scott Hastings |
| 1980 | Scott Hastings |
| 1979 | Sidney Moncrief |
| 1978 | Ron Brewer |
| | Marvin Delph |
| | Sidney Moncrief |
| 1977 | Ron Brewer |
| | Marvin Delph |
| | Sidney Moncrief |
| 1975 | Kent Allison |
| | Robert Birden |



Alvin Robertson was a All-SWC first team selection in 1984, the same year he earned All-America honors.



ALL-TIME FINAL RANKINGS

1977

Associated Press

- Michigan
- UCLA
- Kentucky
- UNLV
- North Carolina
- Syracuse
- Marquette
- San Francisco
- Wake Forest
- Notre Dame
- Alabama
- Detroit
- Minnesota
- Utah
- Tennessee
- Kansas St.
- UNC-Charlotte
- ARKANSAS**
- Louisville
- Virginia Military

United Press International

- Michigan
- San Francisco
- North Carolina
- UCLA
- Kentucky
- UNLV
- ARKANSAS**
- Tennessee
- Syracuse
- Utah
- Kansas St.
- Cincinnati
- Louisville
- Marquette
- Providence
- Indiana St.
- Minnesota
- Alabama
- Detroit
- Purdue

1978

Associated Press

- Kentucky
- UCLA
- DePaul
- Michigan St.
- ARKANSAS**
- Notre Dame
- Duke
- Marquette
- Georgia Tech
- Kansas
- San Francisco
- New Mexico
- Indiana
- Utah
- Florida St.
- North Carolina
- Texas
- Detroit
- Miami (Ohio)
- Pennsylvania

UPI

- Kentucky
- UCLA
- Marquette
- New Mexico
- Michigan St.
- ARKANSAS**
- DePaul
- Kansas
- Duke
- North Carolina
- Notre Dame
- Florida St.
- San Francisco
- Louisville
- Indiana
- Houston

- Utah St.
- Utah
- Texas
- Georgetown

1979

Associated Press

- Indiana St.
- UCLA
- Michigan St.
- Notre Dame
- ARKANSAS**
- DePaul
- LSU
- Syracuse
- North Carolina
- Marquette
- Duke
- San Francisco
- Louisville
- Pennsylvania
- Purdue
- Oklahoma
- St. John's (N.Y.)
- Rutgers
- Toledo
- Iowa

UPI

- Indiana St.
- UCLA
- North Carolina
- Michigan St.
- Notre Dame
- ARKANSAS**
- Duke
- DePaul
- LSU
- Syracuse
- Iowa
- Georgetown
- Marquette
- Purdue
- Texas
- Temple
- San Francisco
- Tennessee
- Louisville
- Detroit

1981

Associated Press

- DePaul
- Oregon St.
- Arizona St.
- LSU
- Virginia
- North Carolina
- Notre Dame
- Kentucky
- Indiana
- UCLA
- Wake Forest
- Louisville
- Iowa
- Utah
- Tennessee
- Brigham Young
- Wyoming
- Maryland
- Illinois
- ARKANSAS**

1982

Associated Press

- North Carolina
- DePaul
- Virginia
- Notre Dame
- Missouri
- Georgetown
- Minnesota
- Idaho
- Memphis St.

- Tulsa
- Fresno St.
- ARKANSAS**
- Alabama
- West Virginia
- Kentucky
- Iowa
- Ala.-Birmingham
- Wake Forest
- UCLA
- Louisville

UPI

- North Carolina
- DePaul
- Virginia
- Oregon St.
- Missouri
- Minnesota
- Georgetown
- Idaho
- Memphis St.
- Fresno St.
- Tulsa
- Alabama
- ARKANSAS**
- Kentucky
- Wyoming
- Iowa
- West Virginia
- Kansas St.
- Wake Forest
- Louisville

1983

Associated Press

- Houston
- Louisville
- St. John's (N.Y.)
- Virginia
- Indiana
- UNLV
- UCLA
- North Carolina
- ARKANSAS**
- Missouri
- Boston College
- Kentucky
- Villanova
- Wichita St.
- UT-Chattanooga
- N.C. St.
- Memphis St.
- Georgia
- Oklahoma St.
- Georgetown

UPI

- Houston
- Louisville
- St. John's (N.Y.)
- Virginia
- Indiana
- UNLV
- UCLA
- North Carolina
- ARKANSAS**
- Kentucky
- Villanova
- Missouri
- Boston College
- N.C. St.
- Georgia
- UT-Chattanooga
- Memphis St.
- Illinois St.
- Oklahoma St.
- Georgetown

ESPN/USA Today

- N.C. State
- Houston
- Louisville
- Georgia
- Virginia

- Kentucky
- North Carolina
- St. John's (N.Y.)
- Indiana

10. ARKANSAS

- Villanova
- Memphis State
- Boston College
- Iowa
- Wichita State
- UCLA
- Ohio State
- UNLV
- Missouri
- Georgetown
- Fresno State
- Utah
- Syracuse
- Washington St.
- Tennessee

1984

Associated Press

- North Carolina
- Georgetown
- Kentucky
- DePaul
- Houston
- Illinois
- Oklahoma
- ARKANSAS**
- Texas-El Paso
- Purdue
- Maryland
- Tulsa
- UNLV
- Duke
- Washington
- Memphis St.
- Oregon St.
- Syracuse
- Wake Forest
- Temple

UPI

- North Carolina
- Georgetown
- Kentucky
- DePaul
- Houston
- Illinois
- ARKANSAS**
- Oklahoma
- Texas-El Paso
- Maryland
- Purdue
- Tulsa
- UNLV
- Washington
- Memphis St.
- Syracuse
- Indiana
- Auburn
- Oregon St.

ESPN/USA Today

- Georgetown
- Houston
- Kentucky
- North Carolina
- Illinois
- DePaul
- Virginia
- Wake Forest
- Memphis State
- UNLV
- Indiana
- Maryland
- ARKANSAS**
- Oklahoma
- Dayton
- Louisville
- Purdue
- Syracuse
- Washington
- Texas-El Paso
- Tulsa

- Duke
- Michigan
- SMU
- Temple

1985

ESPN/USA Today

- Villanova
- Georgetown
- St. John's (N.Y.)
- Georgia Tech
- Memphis State
- Oklahoma
- North Carolina
- Louisiana Tech
- Michigan
- N.C. State
- Illinois
- Loyola (Ill.)
- Duke
- Auburn
- Boston College
- Kansas
- Syracuse
- Maryland
- Va. Commonwealth
- UNLV
- UAB
- Alabama
- UCLA
- Kentucky
- ARKANSAS**

1989

UPI

- Arizona
- Georgetown
- Illinois
- North Carolina
- Oklahoma
- Indiana
- Duke
- Missouri
- Syracuse
- Michigan
- Seton Hall
- Stanford
- Louisville
- UNLV
- Iowa
- Florida St.
- N.C. St.
- West Virginia
- Alabama

ESPN/USA Today

- Michigan
- Seton Hall
- Illinois
- Duke
- Georgetown
- Syracuse
- Arizona
- North Carolina
- UNLV
- Indiana
- Missouri
- Oklahoma
- Louisville
- N.C. State
- Virginia
- Iowa
- Minnesota
- West Virginia
- Ball State
- ARKANSAS**
- Stanford
- Florida State
- Texas-El Paso
- South Alabama
- UCLA

1990

Associated Press

- Oklahoma
- UNLV
- Connecticut

- Michigan St.
- Kansas
- Syracuse
- ARKANSAS**
- Georgetown
- Georgia Tech
- Purdue
- Missouri
- La Salle
- Michigan
- Arizona
- Duke
- Louisville
- Clemson
- Illinois
- LSU
- Minnesota
- Loyola (Calif.)
- Oregon St.
- Alabama
- New Mexico St.
- Xavier (Ohio)

UPI

- Oklahoma
- UNLV
- Connecticut
- Michigan St.
- Kansas
- Syracuse
- Georgia Tech
- ARKANSAS**
- Georgetown
- Purdue
- Missouri
- Arizona
- La Salle
- Duke
- Michigan
- Louisville
- Clemson
- Illinois
- Alabama
- New Mexico St.

ESPN/USA Today

- UNLV
- Duke
- Georgia Tech
- ARKANSAS**
- Connecticut
- Purdue
- Michigan St.
- Minnesota
- Loyola (Calif.)
- Syracuse
- Oklahoma
- Texas
- Clemson
- Kansas
- Georgetown
- Alabama
- Xavier (Ohio)
- Michigan
- La Salle
- Missouri
- Arizona
- Ball State
- UCLA
- Louisville
- North Carolina

1991

Associated Press

- UNLV
- ARKANSAS**
- Indiana
- North Carolina
- Ohio St.
- Duke
- Syracuse
- Arizona
- Kentucky
- Utah
- Nebraska
- Kansas
- Seton Hall
- Oklahoma St.

- New Mexico St.
- UCLA
- East Tenn. St.
- Princeton
- Alabama
- St. John's (N.Y.)
- Mississippi St.
- LSU
- Texas
- DePaul
- Southern Miss

UPI

- UNLV
- ARKANSAS**
- Indiana
- North Carolina
- Ohio St.
- Duke
- Arizona
- Syracuse
- Nebraska
- Utah
- Seton Hall
- Kansas
- Oklahoma St.
- UCLA
- East Tenn. St.
- Alabama
- New Mexico St.
- Mississippi St.
- St. John's (N.Y.)
- Princeton
- LSU
- Michigan St.
- Georgetown
- N.C. St.
- Texas

ESPN/USA Today

- Duke
- UNLV
- Kansas
- North Carolina
- ARKANSAS**
- Seton Hall
- St. John's (N.Y.)
- Ohio State
- Indiana
- Arizona
- Temple
- Utah
- Oklahoma St.
- Alabama
- Connecticut
- Syracuse
- Kentucky
- E. Michigan
- Nebraska
- Georgetown
- Pittsburgh
- New Mexico St.
- N.C. State
- E. Tenn. St.
- UCLA

1992

Associated Press

- Duke
- Kansas
- Ohio St.
- UCLA
- Indiana
- Kentucky
- UNLV
- Southern Cal
- ARKANSAS**
- Arizona
- Oklahoma St.
- Cincinnati
- Alabama
- Michigan St.
- Michigan
- Missouri
- Massachusetts
- North Carolina
- Seton Hall
- Florida St.



ALL-TIME FINAL RANKINGS

21. Syracuse
22. Georgetown
23. Oklahoma
24. DePaul
25. LSU

UPI

1. Duke
2. Kansas
3. UCLA
4. Ohio St.
5. Arizona
6. Indiana
7. Southern Cal
8. **ARKANSAS**
9. Kentucky
10. Oklahoma St.
11. Michigan St.
12. Missouri
13. Alabama
14. Cincinnati
15. North Carolina
16. Florida St.
17. Michigan
18. Seton Hall
19. Georgetown
20. Syracuse
21. Massachusetts
22. Oklahoma
23. DePaul
24. St. John's (N.Y.)
25. Tulane

ESPN/USA Today

1. Duke
2. Indiana
3. Michigan
4. Ohio State
5. Cincinnati
6. Kentucky
7. Kansas
8. UCLA
9. Oklahoma St.
10. **ARKANSAS**
11. Southern Cal
12. North Carolina
13. Seton Hall
14. Florida State
15. Massachusetts
16. Arizona
17. Memphis St.
18. Missouri
19. Alabama
20. Michigan St.
21. Georgia Tech
22. Texas-El Paso
23. Georgetown
24. Syracuse
25. LSU

1993

Associated Press

1. Indiana
2. Kentucky
3. Michigan
4. North Carolina
5. Arizona
6. Seton Hall
7. Cincinnati
8. Vanderbilt
9. Kansas
10. Duke
11. Florida St.
12. **ARKANSAS**
13. Iowa
14. Massachusetts
15. Louisville
16. Wake Forest
17. New Orleans
18. Georgia Tech
19. Utah
20. Western Kentucky
21. New Mexico
22. Purdue
23. Oklahoma St.

24. New Mexico St.
25. UNLV

UPI

1. Indiana
2. North Carolina
3. Michigan
4. Kentucky
5. Arizona
6. Seton Hall
7. Cincinnati
8. Vanderbilt
9. Kansas
10. Duke
11. Florida St.
12. **ARKANSAS**
13. Iowa
14. Louisville
15. Wake Forest
16. Massachusetts
17. Utah
18. New Orleans
19. Georgia Tech
20. Purdue
21. UNLV
22. Oklahoma St.
23. Virginia
24. Western Kentucky
25. New Mexico St.

ESPN/USA Today

1. North Carolina
2. Michigan
3. Kentucky
4. Kansas
5. Indiana
6. Cincinnati
7. Florida State
8. Vanderbilt
9. Duke
10. **ARKANSAS**
11. Seton Hall
12. Arizona
13. Temple
14. Wake Forest
15. Louisville
16. Western Kentucky
17. California
18. Virginia
19. Iowa
20. Utah
21. George Washington
22. Massachusetts
23. Xavier-Ohio
24. UCLA
25. Minnesota

1994

Associated Press

1. North Carolina
2. **ARKANSAS**
3. Purdue
4. Connecticut
5. Missouri
6. Duke
7. Kentucky
8. Massachusetts
9. Arizona
10. Louisville
11. Michigan
12. Temple
13. Kansas
14. Florida
15. Syracuse
16. California
17. UCLA
18. Indiana
19. Oklahoma St.
20. Texas
21. Marquette
22. Nebraska
23. Minnesota
24. St. Louis
25. Cincinnati

UPI

1. **ARKANSAS**
2. North Carolina
3. Purdue
4. Connecticut
5. Missouri
6. Duke
7. Massachusetts
8. Kentucky
9. Arizona
10. Louisville
11. Michigan
12. Temple
13. Kansas
14. Syracuse
15. Florida
16. California
17. UCLA
18. Indiana
19. Oklahoma St.
20. Marquette
21. Texas
22. St. Louis
23. Minnesota
24. Nebraska
25. Ala.-Birmingham

ESPN/USA Today

1. **ARKANSAS**
2. Duke
3. Arizona
4. Florida
5. Purdue
6. Missouri
7. Connecticut
8. Michigan
9. North Carolina
10. Louisville
11. Boston College
12. Kansas
13. Kentucky
14. Syracuse
15. Massachusetts
16. Indiana
17. Marquette
18. Temple
19. Tulsa
20. Maryland
21. Oklahoma St.
22. UCLA
23. Minnesota
24. Texas
25. Pennsylvania

1995

Associated Press

1. UCLA
2. Kentucky
3. Wake Forest
4. North Carolina
5. Kansas
6. **ARKANSAS**
7. Massachusetts
8. Connecticut
9. Villanova
10. Maryland
11. Michigan St.
12. Purdue
13. Virginia
14. Oklahoma St.
15. Arizona
16. Arizona St.
17. Oklahoma
18. Mississippi St.
19. Utah
20. Alabama
21. Western Kentucky
22. Georgetown
23. Missouri
24. Iowa St.
25. Syracuse

UPI

1. UCLA
2. Kentucky

3. Wake Forest
4. Kansas
5. North Carolina
6. **ARKANSAS**
7. Massachusetts
8. Connecticut
9. Villanova
10. Michigan St.
11. Maryland
12. Purdue
13. Arizona
14. Virginia
15. Arizona St.
16. Oklahoma St.
17. Mississippi St.
18. Utah
19. Oklahoma
20. Alabama
21. Syracuse
22. Missouri
22. Iowa St.
24. Oregon
25. Stanford

* UPI poll discontinued following 1996 season

ESPN/USA Today

1. UCLA
2. **ARKANSAS**
3. North Carolina
4. Oklahoma St.
5. Kentucky
6. Connecticut
7. Massachusetts
8. Virginia
9. Wake Forest
10. Kansas
11. Maryland
12. Mississippi St.
13. Arizona State
14. Memphis
15. Tulsa
16. Georgetown
17. Syracuse
18. Missouri
19. Purdue
20. Michigan St.
21. Alabama
22. Utah
23. Villanova
24. Texas
25. Arizona

1996

ESPN/USA Today

1. Kentucky
2. Massachusetts
3. Syracuse
4. Mississippi St.
5. Kansas
6. Cincinnati
7. Georgetown
8. Connecticut
9. Wake Forest
10. Texas Tech
11. Arizona
12. Utah
13. Georgia Tech
14. Louisville
15. Purdue
16. Georgia
17. Villanova
18. **ARKANSAS**
19. UCLA
20. Iowa State
21. Virginia Tech
22. Iowa
23. Marquette
24. North Carolina
25. New Mexico

1998

Associated Press

1. North Carolina
2. Kansas
3. Duke
4. Arizona

5. Kentucky
6. Connecticut
7. Utah
8. Princeton
9. Cincinnati
10. Stanford
11. Purdue
12. Michigan
13. Ole Miss
14. South Carolina
15. TCU
16. Michigan St.
17. **ARKANSAS**
18. New Mexico
19. UCLA
20. Maryland
21. Syracuse
22. Illinois
23. Xavier
24. Temple
25. Murray St.

ESPN/USA Today

1. Kentucky
2. Utah
3. North Carolina
4. Stanford
5. Duke
6. Arizona
7. Connecticut
8. Kansas
9. Purdue
10. Michigan St.
11. Rhode Island
12. UCLA
13. Syracuse
14. Cincinnati
15. Maryland
16. Princeton
17. Michigan
18. West Virginia
19. South Carolina
20. Ole Miss
21. New Mexico
22. **ARKANSAS**
23. Valparaiso
24. Washington
25. TCU

1999

Associated Press

1. Duke
2. Michigan St.
3. Connecticut
4. Auburn
5. Maryland
6. Utah
7. Stanford
8. Kentucky
9. St. John's (N.Y.)
10. Miami (Fla.)
11. Cincinnati
12. Arizona
13. North Carolina
14. Ohio St.
15. UCLA
16. Col. of Charleston
17. **ARKANSAS**
18. Wisconsin
19. Indiana
20. Tennessee
21. Iowa
22. Kansas
23. Florida
24. UNC-Charlotte
25. New Mexico

ESPN/USA Today

1. Connecticut
2. Duke
3. Michigan St.
4. Ohio St.
5. Kentucky
5. St. John's (N.Y.)
7. Auburn
8. Maryland
9. Stanford
10. Utah

11. Cincinnati
12. Miami (Fla.)
12. Gonzaga
14. Temple
15. Iowa
16. Arizona
17. Florida
18. North Carolina
19. Oklahoma
20. Miami (Ohio)
21. UCLA
22. Purdue
23. Kansas
24. SW Missouri St.
25. **ARKANSAS**

2015

Associated Press

1. Kentucky (65)
2. Villanova
3. Wisconsin
4. Duke
5. Arizona
6. Virginia
7. Gonzaga
8. Notre Dame
9. Iowa State
10. Kansas
11. Northern Iowa
12. Maryland
13. Oklahoma
14. Wichita State
15. North Carolina
16. Baylor
17. Louisville
18. SMU
19. Utah
20. West Virginia
21. **ARKANSAS**
22. Georgetown
23. Michigan State
24. Butler
25. VCU

ESPN/USA Today

1. Duke (29)
2. Wisconsin
3. Kentucky (2)
4. Arizona
5. Notre Dame
6. Gonzaga
7. Michigan State
8. Virginia
9. Villanova
10. Louisville
11. Wichita State
12. North Carolina
13. Oklahoma
14. Northern Iowa
15. Utah
16. Maryland
17. Kansas
18. West Virginia
19. Iowa State
20. **ARKANSAS**
21. Baylor
22. Xavier
23. Butler
24. NC State
25. Oregon



ALL-TIME NBA DRAFT PICKS (37)

Player	Year	Team	Round	Overall
Bobby Portis	2015	Chicago Bulls	1st	22
Patrick Beverley	2009	Los Angeles Lakers	2nd	42
Sonny Weems	2008	Chicago Bulls	2nd	39
Ronnie Brewer	2006	Utah Jazz	1st	14
Joe Johnson	2001	Boston Celtics	1st	10
Darnell Robertson	1996	Dallas Mavericks	2nd	58
Corliss Williamson	1995	Sacramento Kings	1st	13
Todd Day	1992	Milwaukee Bucks	1st	8
Oliver Miller	1992	Phoenix Suns	1st	22
Lee Mayberry	1992	Milwaukee Bucks	1st	23
Isaiah Morris	1992	Miami Heat	2nd	37
Andrew Lang	1988	Phoenix Suns	2nd	28
Joe Kleine	1985	Sacramento Kings	1st	6
Charles Balentine	1985	Sacramento Kings	6th	120
Alvin Robertson	1984	San Antonio Spurs	1st	7
Leroy Sutton	1984	Dallas Mavericks	8th	176
Darrell Walker	1983	New York Knicks	1st	12
Scott Hastings	1982	New York Knicks	2nd	29
Tony Brown	1982	New Jersey Nets	4th	82
Keith Peterson	1982	Dallas Mavericks	8th	165
U.S. Reed	1981	Kansas City Kings	5th	104
Allan Zahn	1980	San Antonio Spurs	7th	153
Steve Schall	1980	San Antonio Spurs	10th	209
Sidney Moncrief	1979	Milwaukee Bucks	1st	5
Steve Schall	1979	San Antonio Spurs	5th	106
Marvin Delph	1979	Boston Celtics	6th	110
Ron Brewer	1978	Portland Trailblazers	1st	7
Marvin Delph	1978	Buffalo Braves	3rd	65
Dean Tolson	1974	Seattle Superonics	5th	80
Dennis White	1974	Kansas City Kings	10th	167
Martin Terry	1973	Chicago Bulls	3rd	39
Jerry Carlton	1962	St. Louis Hawks	13th	96
Fred Grim	1958	Syracuse Nationals	5th	38
Walt Kearns	1953	Minneapolis Lakers	10th	87
Gene Lambert Jr.	1953	Rochester Royals	18th	117
Bob Ambler	1951	Tri-Cities Blackhawks	7th	62
Jim Cathcart	1950	Washington Capitols	7th	77

BY TEAM

Team	Selections
Atlanta*	2
Boston	2
Brooklyn&	1
Chicago	3
Dallas	3
Los Angeles Clippers@	1
Los Angeles Lakers#	2
Miami	1
Milwaukee	3
New York	2
Oklahoma City^	1
Phoenix	2
Philadelphia!	1
Portland	1
Sacramento%	6
San Antonio	4
Utah	1

Team Guide

- * 1 as Tri-Cities Blackhawks
- * 1 as St. Louis Hawks
- & as New Jersey Nets
- @ as Buffalo Braves
- ^ as Seattle Superonics
- ! as Syracuse Nationals
- % 2 as Kansas City Kings
- % 1 as Rochester Royals
- # 1 as Minneapolis Lakers

BY ROUND

Round	Selections
1st	12
2nd	6
3rd	2
4th	1
5th	4
6th	2
7th	3
8th	2
9th	0
10th	3
11th	0
12th	0
13th	1
18th	1

*The NBA Draft was reduced to two rounds in 1989

THE NUMBERS

- 37** All-Time NBA Draft Picks (*35 players)
- 16** All-Star Appearances
- 12** First Round Draft Picks
- 6** Top-10 Draft Picks
- 3** NBA Titles

*Marvin Delph and Steve Schall were both drafted twice

NBA DRAFT OVERALL PICKS

Player	Year	Team	Round	Overall
Sidney Moncrief	1979	Milwaukee Bucks	1st	5
Joe Kleine	1985	Sacramento Kings	1st	6
Ron Brewer	1978	Portland Trailblazers	1st	7
Alvin Robertson	1984	San Antonio Spurs	1st	7
Todd Day	1992	Milwaukee Bucks	1st	8
Joe Johnson	2001	Boston Celtics	1st	10
Darrell Walker	1983	New York Knicks	1st	12
Corliss Williamson	1995	Sacramento Kings	1st	13
Ronnie Brewer	2006	Utah Jazz	1st	14
Oliver Miller	1992	Phoenix Suns	1st	22
Bobby Portis	2015	Chicago Bulls	1st	22
Lee Mayberry	1992	Milwaukee Bucks	1st	23
Andrew Lang	1988	Phoenix Suns	2nd	28
Scott Hastings	1982	New York Knicks	2nd	29
Isaiah Morris	1992	Miami Heat	2nd	37
Fred Grim	1958	Syracuse Nationals	5th	38
Martin Terry	1973	Chicago Bulls	3rd	39
Sonny Weems	2008	Chicago Bulls	2nd	39
Patrick Beverley	2009	Los Angeles Lakers	2nd	42
Darnell Robertson	1996	Dallas Mavericks	2nd	58
Bob Ambler	1951	Tri-Cities Blackhawks	7th	62
Marvin Delph	1978	Buffalo Braves	3rd	65
Jim Cathcart	1950	Washington Capitols	7th	77
Dean Tolson	1974	Seattle Superonics	5th	80
Tony Brown	1982	New Jersey Nets	4th	82
Walt Kearns	1953	Minneapolis Lakers	10th	87
Jerry Carlton	1962	St. Louis Hawks	13th	96
U.S. Reed	1981	Kansas City Kings	5th	104
Steve Schall	1979	San Antonio Spurs	5th	106
Marvin Delph	1979	Boston Celtics	6th	110
Gene Lambert Jr.	1953	Rochester Royals	18th	117
Charles Balentine	1985	Sacramento Kings	6th	120
Allan Zahn	1980	San Antonio Spurs	7th	153
Keith Peterson	1982	Dallas Mavericks	8th	165
Dennis White	1974	Kansas City Kings	10th	167
Leroy Sutton	1984	Dallas Mavericks	8th	176
Steve Schall	1980	San Antonio Spurs	10th	209



Bobby Portis was the No. 22 overall pick by the Chicago Bulls in the 2015 NBA Draft and the 12th first rounder in program history.



All-NBA Teams

2010 - Joe Johnson, Third Team, Atlanta
 1986 - Sidney Moncrief, Second Team, Milwaukee
 1986 - Alvin Robertson, Second Team, San Antonio
 1985 - Sidney Moncrief, Second Team, Milwaukee
 1984 - Sidney Moncrief, Second Team, Milwaukee
 1983 - Sidney Moncrief, First Team, Milwaukee
 1982 - Sidney Moncrief, Second Team, Milwaukee

All-Defensive Teams

1991 - Alvin Robertson, First Team
 1990 - Alvin Robertson, Second Team
 1989 - Alvin Robertson, Second Team
 1988 - Alvin Robertson, Second Team
 1987 - Alvin Robertson, First Team
 1986 - Sidney Moncrief, First Team, Milwaukee
 1986 - Alvin Robertson, Second Team, San Antonio
 1985 - Sidney Moncrief, First Team, Milwaukee
 1984 - Sidney Moncrief, First Team, Milwaukee
 1983 - Sidney Moncrief, First Team, Milwaukee
 1982 - Sidney Moncrief, Second Team, Milwaukee

NBA Titles

Scott Hastings, 1990, Detroit
 Joe Kleine, 1998, Chicago
 Corliss Williamson, 2004, Detroit

All-Star Appearances

Joe Johnson - 7 ('07, '08, '09, '10, '11, '12, '14)
 Sidney Moncrief - 5 ('82, '83, '84, '85, '86)
 Alvin Robertson - 4 ('86, '87, '88, '91)

NBA Player of the Month

Joe Johnson (East) March '08
 Sidney Moncrief December '81
 Alvin Robertson December '85

NBA All-Rookie Team

Ron Brewer, 1978-79, First Team

NBA Sixth Man of the Year

Corliss Williamson, 2001-02

NBA Defensive Player of the Year

Sidney Moncrief, 1982-83 & 1983-84
 Alvin Robertson, 1985-86

NBA Most Improved Player

Alvin Robertson, 1985-86, San Antonio



Joe Johnson reached a historic milestone in 2016-17, becoming the 42nd player in NBA history to score 20,000 career points.

ALL-TIME NBA ROSTER

Corey Beck

Charlotte Hornets (1996, 1998), Detroit Pistons (1999), Charlotte Hornets (1999)

Patrick Beverley

Houston Rockets (2013-17), Los Angeles Clippers (2017)

Ron Brewer

Portland Trailblazers (1979-80, 1981), San Antonio Spurs (1981, 1982), Cleveland Cavaliers (1982, 1983), Golden State Warriors (1983, 1984), San Antonio Spurs (1984, 1985) New Jersey Nets (1985), Chicago Bulls (1986), Cleveland Cavaliers (1986)

Ronnie Brewer

Utah Jazz (2007-10), Memphis Grizzlies (2010), Chicago Bulls (2011-12), New York Knicks (2013), Oklahoma City Thunder (2013), Chicago Bulls (2014), Houston Rockets (20014)

Tony Brown

Indiana Pacers (1985), Chicago Bulls (1986), New Jersey Nets (1987), Houston Rockets (1989), Milwaukee Bucks (1989-90), Los Angeles Lakers (1991), Utah Jazz (1991), Los Angeles Clippers (1992), Seattle Sonics (1992)

Coty Clarke

Boston Celtics (2016)

Todd Day

Milwaukee Bucks (1993-95, 1996), Boston Celtics (1996-97), Miami Heat (1998), Phoenix Suns (2000), Minnesota Timberwolves (2001)

Courtney Fortson

Los Angeles Clippers (2012), Houston Rockets (2012)

Scott Hastings

New York Knicks (1983), Atlanta Hawks (1983-88), Miami Heat (1989), Detroit Piston (1990-91), Denver Nuggets (1992-93)

Steven Hill

Oklahoma City Thunder (2009)

Derek Hood

Charlotte Hornets (2000)

Byron Irvin

Portland Trailblazers (1990), Washington Bullets (1991, 1993)

Dontell Jefferson

Charlotte Bobcats (2009)

Joe Johnson

Boston Celtics (2002), Phoenix Suns (2002-05), Atlanta Hawks (2006-12), Brooklyn Nets (2013-15, 2016), Miami Heat (2016), Utah Jazz (2017)

Joe Kleine

Sacramento Kings (1986-88, 1989), Boston Celtics (1989-93), Phoenix Suns (1994-96, 1997), Los Angeles Lakers (1997), New Jersey Nets (1997), Chicago Bulls (1998), Phoenix Suns (1999), Portland Trailblazers (2000)

Andrew Lang

Phoenix Suns (1989-92), Philadelphia 76ers (1993), Atlanta Hawks (1994-95, 1996), Minnesota Timberwolves (1996), Milwaukee Bucks (1997-98), Chicago Bulls (1999), New York Knicks (2000)

Lee Mayberry

Milwaukee Bucks (1993-96), Vancouver Grizzlies (1997-99)

Clint McDaniel

Sacramento Kings (1996)



Corliss Williamson was the No. 13 pick by the Sacramento Kings in the 1995 NBA Draft.

Melvin McGaha

New York Knicks (1949)

Oliver Miller

Phoenix Suns (1993-94), Detroit Pistons (1995), Toronto Raptors (1996), Dallas Mavericks (1997), Toronto Raptors (1997-98) Sacramento Kings (1999), Phoenix Suns (2000), Minnesota Timberwolves (2004)

Sidney Moncrief

Milwaukee Bucks (1980-89), Atlanta Hawks (1991)

Isaiah Morris

Detroit Pistons (1993)

Jannero Pargo

Los Angeles Lakers (2003, 2004), Toronto Raptors (2004), Chicago Bulls (2004-06), New Orleans Hornets (2007-08), Chicago Bulls (2010), Atlanta Hawks (2012), Washington Wizards (2013), Atlanta Hawks (2013) Charlotte Bobcats/Hornets (2013-15)

Bobby Portis

Chicago Bulls (2016-17)

Alvin Robertson

San Antonio Spurs (1985-89), Milwaukee Bucks (1990-92, 1993), Detroit Pistons (1993), Toronto Raptors (1996)

Dean Tolson

Seattle Supersonics (1975, 1977-78)

Darrell Walker

New York Knicks (1984-86), Denver Nuggets (1987), Washington Bullets (1988-91), Detroit Pistons (1992, 1993), Chicago Bulls (1993)

Sonny Weems

Denver Nuggets (2009), Toronto Raptors (2010-11), Phoenix Suns (2016), Philadelphia 76ers (2016)

Corliss Williamson

Sacramento Kings (1996-2000), Toronto Raptors (2001), Detroit Pistons (2001-04), Philadelphia 76ers (2005), Sacramento Kings (2005-07)



ARKANSAS SPORTS HALL OF FAME

Established in January, 1959, to honor individuals who have made a special contribution to athletics in Arkansas. Only inductees that coached, played or were closely affiliated with University of Arkansas athletics are listed.

- 1959 Jim Lee Howell, football; Wear Schoonover, football
- 1960 Jim Benton, football; John Barnhill, football, college athletics; Steve Creekmore, football, golf
- 1961 Hugo Bezdek, football, baseball
- 1962 None
- 1963 Clyde Scott, football, track; George Cole, football, college athletics; Russell May, football
- 1964 **Glen Rose, basketball, football**; Dan Estes, football
- 1965 **Gordon Carpenter, basketball; Tom Murphy, basketball, football**; J.L. Carter, football
- 1966 Francis Schmidt, football
- 1967 Frank Broyles, football, college athletics
- 1968 Howard "Red" Hickey, football; Gene "Sodie" Davidson, football
- 1970 **Melvin McGaha, baseball, basketball**, football; Fred Thomsen, football
- 1971 Wilson Matthews, football; Pat Summerall, football
- 1972 Maurice "Footsie" Britt, football; Dave Hanner, football; Boyd Cypert, college athletics
- 1973 Ray Hamilton, football; Sam Coleman, high school athletics
- 1974 Jack Robbins, football
- 1975 Miller Barber, golf; Lamar McHan, football
- 1976 Billy Ray Smith, Sr., football
- 1977 Leon "Muscles" Campbell, football; **Tom Pickell, basketball**
- 1978 Fred Williams, football
- 1979 Lance Alworth, football; **Johnny Adams, basketball**
- 1980 Barry Switzer, football
- 1981 Clifford Shaw, officiating; Jim Mooty, football;

- 1982 Wayne Harris, football
- Aubrey "Cobb" Fowler, football, track;
- Milan Creighton, football
- 1983 Lou Holtz, football; **Eddie Sutton, basketball**
- 1984 Fred Akers, football; Kay Eakin, football
- 1985 **Eugene Lambert, basketball**; Floyd Sagely, football
- 1986 Loyd Phillips, football; W. Howard Pearce, football, stadium management
- 1987 John McDonnell, track; Jim Lindsey, football; Alton Baldwin, football
- 1988 **George Kok, basketball**; Dwight Sloan, football; Lewis Carpenter, football
- 1989 Ken Hatfield, football; Harold Horton, football; Brad Scott, football; R.H. Sikes, golf
- 1990 Henry Moore, football
- 1991 Norm DeBriyn, baseball; **Pat Foster, basketball**; Gerald Nesbitt, football
- 1992 Preston Carpenter, football; Dan Hampton, football
- 1993 **Sidney Moncrief, basketball**; Buddy Bob Benson, football
- 1994 Joe Ferguson, football; **Ron Brewer, basketball; Ike Poole, football, basketball**
- 1995 Billy Ray Smith, Jr., football; Chuck Dicus, football
- 1996 Bill Burnett, football; Kevin McReynolds, baseball; Raymond Peters, football
- 1997 Bill Montgomery, football; Billy Moore, football; Mike Conley, track
- 1998 **Nolan Richardson, basketball; Marvin Delph, basketball**; Jimmy Johnson, football; Firmon Bynum, football
- 1999 Ronnie Caveness, football; Jerry Jones, football
- 2000 **Tommy Boyer, basketball**; Bobby Burnett, football
- 2001 Orville Henry, journalism; Jerry Lamb, football; Ken Turner, football
- 2002 Steve Atwater, football; Brandon Burlsworth, football; **Joe Kleine, basketball**; Cliff Powell, football
- 2003 O'Neale Adams, football; Louis Schaufele,

- 2004 Jesse Branch, football; Bud Campbell, journalism; Bud Canada, football; Steve Cox, football; Wayne Martin, football
- 2005 William "Bud" Brooks, football; **Scott Hastings, basketball**
- 2006 Gary Anderson, football; John Daly, golf; Paul Eells, television and radio play-by-play; **Fred Grim, basketball**; Bettye Fiscus Dickey, women's basketball
- 2007 Bobby Crockett, football; Tom Pagnozzi, baseball; George Walker, football; Jim Elder, journalism
- 2008 **Todd Day, basketball**; Bruce James, football; Jon Richardson, football
- 2009 Martine Bercher, football; R.C. Thielemann, football; **Corliss Williamson, basketball**; Jarrell Williams, football
- 2010 Bill Ferrell, trainer and baseball coach; Leotis Harris, football; **Scotty Thurman, basketball**; 1964 National Championship football team
- 2011 Dick Bumpas, football; **Jerry Carlton, basketball**; Ben Cowins, football; Quinn Grove, football; Cliff Horton, football; Cliff Lee, baseball
- 2012 Harry Jones, football; **Lee Mayberry, basketball**; **U.S. Reed, basketball**; Bob Ford, football; **1994 National Championship basketball team**
- 2013 Stacy Lewis, golf; Frank O'Mara, track & field
- 2014 David Bazzel, football; Gary Blair, women's basketball; Dennis "Dirt" Winston, football
- 2015 **Pat Bradley, basketball**; Ron Calcagni, football; Stephen Jones, football; Bowden Wyatt, football; Christy Smith, women's basketball
- 2016 **Almer Lee, basketball**; Greg Koch, football, Fred Marshall, football, Niall O'Shaughnessy, XC and track & field
- 2017 Darren McFadden, football, Larry Jackson, football


UNIVERSITY OF ARKANSAS SPORTS HALL OF HONOR

The University of Arkansas Sports Hall of Honor was established in 1988 as a means of honoring the all-time great athletes and coaches that have done so much in establishing a tradition of excellence in University of Arkansas athletics. Only former Razorback lettermen are allowed to vote.

- 1988 Lance Alworth, John Barnhill, Frank Broyles, **Sidney Moncrief, Glen Rose**, Clyde Scott
- 1989 Jim Benton, George Cole, Wayne Harris, Wilson Matthews, Kevin McReynolds, **Wear Schoonover**
- 1990 Miller Barber, **Mel McGaha**, John McDonnell, Loyd Phillips, Jack Robbins, Jim Lee Howell
- 1991 Leon Campbell, Mike Conley, Norm DeBriyn, Dan Hampton, Dave Hanner, Fred Williams
- 1993 **Ron Brewer**, Chuck Dicus, Joe Ferguson, Lamar McHan, Pat Summerall
- 1994 **George Kok**, Maurice Britt, Bill Ferrell, Steve Little, Bettye Fiscus, Billy Ray Smith Sr., Niall O'Shaughnessy, John Daly
- 1995 Bill Burnett, Ken Hatfield, **Eddie Sutton**, R.H. Sikes, Tim Lollar, J. William Fulbright, Bud Brooks
- 1996 Preston Carpenter, Bob Cheyne, Joe Falcon, **Eugene Lambert**, Bill Montgomery, Billy Moore, **Nolan Richardson**, Barry Switzer, Melody Sye
- 1997 Harold Horton, Jim Mooty, Lon Farrell, Billy Ray Smith, Jr., Johnny Ray, Frank O'Mara, Jim Lindsey, Henry Moore, Floyd Sagely

- 1998 Steve Atwater, **Marvin Delph**, Paul Donovan, Bev Lewis, Eddie Bradford, **Ike Poole**, Steve Creekmore, Sr.
- 1999 Fred Akers, **Tommy Boyer**, Ronnie Caveness, Jimmy Johnson, Gordon Long, Gerald Nesbitt, Tom Pagnozzi, Stanley Redwine, George Walker
- 2000 Jesse Branch, Bobby Burnett, Lew Carpenter, Delmonica DeHorney, Howard "Red" Hickey, Jeff King, **Joe Kleine**, Tom Murphy, Dean Weber
- 2001 Alton Baldwin, Jim Bone, Deena Drossin, **Pat Foster**, Quinn Grove, Glen Ray Hines, Cliff Powell, Reuben Reina, Jarrell Williams
- 2002 **Todd Day**, Bobby Crockett, Martine Bercher, Rick Schaeffer, Deane Pappas, Amber Nicholas Shirey, Harold E. "Sonney" Henson, Ronnie Underwood, Ray Hamilton
- 2003 **Johnny Adams**, Gary Anderson, Bud Canada, Chip Hooper, Fred Marshall, Jerry Mazzanti, Cynthia Moore, Scott Tabor, **Corliss Williamson**
- 2004 Brandon Burlsworth, **Jerry Carlton**, Peter Doohan, Harry Jones, Jerry Jones, Seneca Lassiter, Wayne Martin, **Lee Mayberry**, Tracy Webb Rice
- 2005 Dick Booth, Bill Gray, Leotis Harris, **Scott Hastings**, Steve Krueger, Jerry Lamb, Jon Richardson, Christy Smith, R.C. Thielemann
- 2006 Scott Bull, Dick Bumpas, Jay Donathan, Ron Hightower, Bobby Proctor, Louis Schaufele, **Martin Terry**, Amy Yoder Begley, Lance Harter
- 2007 Jim Barnes, Jackie Brasuell, Ben Cowins, Megan Flowers, Dean Garrett, Brenden Pappas, Randy Stewart, Phillip Stidham, **Scotty Thurman**

- 2008 Rodney Brand, Tommy Brasher, Bruce James, Daniel Lincoln, Ryan Lundquist, George McKinney, Gi-Gi Miller, **Darrell Walker**, Steed White
- 2009 Shawn Andrews, Richard Bell, Ron Calcagni, Veronica Campbell-Brown, **Dr. Jim Counce**, Alistair Cragg, Billy Joe Moody, Tom Pucci
- 2010 Bubba Carpenter, **Milan Creighton**, Ike Forte, Karen Gorham, Greg Koch, Kevin Scanlon, **U.S. Reed**, Tracy Robertson, Terry Don Phillips, Erick Walder, Jim Williams
- 2011 Gary Adams, Steve Cox, Jessica Koch Dailey, **Fred Grim, Almer Lee**, Brison Manor Jr., Jessica Field Phelan, Godfrey Siamusiye, Pat Serret, Jimmy Walker
- 2012 Edrick Floreal, **Andrew Lang**, Bill McClard, Bruce Maxwell, Ronn Reynolds, **Clyde Rhoden**, Jody Rittenhouse, Lisa Sparks, Terry Stewart, Dennis Winston
- 2013 Barry Foster, Dickey Morton, **Charles Balentine**, Calvin Davis, Greg D'Alexander, Cheryl McArton Ward, Ed Hackett, Don Christian, Buddy Sutton
- 2014 **Pat Bradley**, Freddie Childress, Shemeka Christon, Robert Cox, Graham Hood, Kenoy Kennedy, Stacy Lewis, Pat Morrison, Louis Ramsay
- 2015 Niall Bruton, Deedee Brown-Campbell, Robin Ford, Lynn Garner, **Derek Hood**, Steve Korte, Mike Log gins, Ron Meyer, Kendall Trainor
- 2016 Gregory Lasker, **Oliver Miller**, Lou Holtz, Kendrick Moore, Roddie Haley, Christie Wurth-Thomas, Tammy Kincaid-Dustin, **Tom Pickell**, Danny Rhodes
- 2017 Ken Hamlin, Madre Hill, Troy Eklund, Jack O'Keefe, Melvin Lister, Amy Wright, Chin Bee Khoo, Louis Campbell, Bo Busby



RAZORBACK RECORDS

IN THIS SECTION

1,000-Point Scorers	114-118
30-Point Games	119
Scoring Records	120-121
Field Goal Records	122-124
Free Throw Records	125-127
Rebounding Records	128-129
Three-Point Field Goal Records	130-132
Assist Records	133
Block Records	134
Steal Records	135
Class Records	136
Team Records	137-141
Year-By-Year Comparison	142-144
100-Point Games	145
Miscellaneous Records	146
Postseason Records	147-148
All-Time Series Records	149-157
Year-By-Year Records	158
Coaching Records	159
Year-By-Year Results	160-174



» 1,000-POINT CLUB




36 • Bobby Portis (2014-15) • 1,047 Points

Seasons	G-GS	Min-Avg.	FG-FGA	Pct.	3FG-3FGA	Pct.	FT-FTA	Pct.	Off-Def-Reb.	Avg.	A	TO	Blk	Stl	Pts.	Avg.
2013-14	34-34	918-27.0	161-316	.509	9-33	.273	87-118	.737	86-144-230	6.8	50	41	54	35	418	12.3
2014-15	36-36	1076-29.9	250-466	.536	14-30	.467	115-156	.737	133-188-321	8.9	42	56	50	39	629	17.5
Totals	70-70	1994-28.5	411-782	.526	23-63	.365	202-274	.737	219-332-551	7.9	92	97	104	74	1,047	15.0




36 • Dusty Hannahs (2016-17) • 1,047 Points

Seasons	G-GS	Min-Avg.	FG-FGA	Pct.	3FG-3FGA	Pct.	FT-FTA	Pct.	Off-Def-Reb.	Avg.	A	TO	Blk	Stl	Pts.	Avg.
2015-16	32-20	866-27.1	174-380	.458	81-187	.433	100-115	.870	19-58-77	2.4	29	41	0	20	529	16.5
2016-17	36-23	891-24.8	168-383	.439	74-191	.387	108-119	.908	20-42-62	1.7	43	60	4	16	518	14.4
TOTAL	68-43	1757-25.8	342-763	.448	155-378	.410	208-234	.889	39-100-139	2.0	72	101	4	36	1047	15.4




39 • Jerry Carlton (1960-62) • 1,042 Points

Seasons	G-GS	Min-Avg.	FG-FGA	Pct.	3FG-3FGA	Pct.	FT-FTA	Pct.	Off-Def-Reb.	Avg.	A	TO	Blk	Stl	Pts.	Avg.
1959-60	24	-	100-231	.433	-	-	59-80	.738	105	4.4	-	-	-	-	259	10.8
1960-61	23	-	122-281	.434	-	-	101-117	.863	96	4.2	-	-	-	-	345	15.0
1961-62	24	-	149-355	.419	-	-	140-159	.880	119	5.0	-	-	-	-	438	18.2
Totals	71	-	371-867	.428	-	-	300-356	.843	320	4.5	-	-	-	-	1,042	14.7



40 • Clint McDaniel (1992-95) • 1,007 Points

Seasons	G-GS	Min-Avg.	FG-FGA	Pct.	3FG-3FGA	Pct.	FT-FTA	Pct.	Off-Def-Reb.	Avg.	A	TO	Blk	Stl	Pts.	Avg.
1991-92	27-2	264-9.8	33-97	.340	11-35	.314	29-39	.744	12-17-29	1.1	31	31	2	26	106	3.9
1992-93	30-11	495-16.5	76-177	.429	21-73	.288	52-77	.675	24-34-58	1.9	48	34	4	45	225	7.5
1993-94	31-13	669-21.6	81-199	.407	38-108	.352	52-69	.754	22-65-87	2.8	59	30	2	53	252	8.1
1994-95	37-33	1,093-29.5	139-302	.460	55-139	.396	91-119	.765	31-82-113	3.1	90	71	1	102	424	11.5
Totals	125-59	2,521-20.2	329-775	.425	125-355	.352	224-304	.737	89-198-287	2.3	228	166	9	226	1,007	8.1



41 • Robert McKenzie (1968-70) • 1,006 Points

Seasons	G-GS	Min-Avg.	FG-FGA	Pct.	3FG-3FGA	Pct.	FT-FTA	Pct.	Off-Def-Reb.	Avg.	A	TO	Blk	Stl	Pts.	Avg.
1967-68	24	-	125-283	.442	-	-	109-132	.826	150	6.3	-	-	-	-	359	15.0
1968-69	21	-	108-242	.446	-	-	68-84	.810	104	5.0	-	-	-	-	284	13.5
1969-70	24	-	135-305	.443	-	-	95-145	.655	182	7.6	-	-	-	-	365	15.2
Totals	69	-	367-830	.442	-	-	272-361	.753	436	6.3	-	-	-	-	1,006	14.6



Player	Year	Points	Opponent	Date	Player	Year	Points	Opponent	Date
Rotnei Clarke	So.	51	Alcorn St.	11/13/09	Ted Thompson	Jr.	32	Western Kentucky	12/03/73
Martin Terry	Sr.	47	SMU	02/24/73	Dean Tolson	So.	32	TCU	02/12/72
Martin Terry	Jr.	46	Texas A&M	01/22/72	Martin Terry	Jr.	32	Texas A&M	02/15/72
Dean Tolson	Sr.	45	Texas A&M	03/02/74	Jerry Carlton	Sr.	32	Rice	1962
Todd Day	Sr.	43	LSU	01/11/92	George Kok	So.	32	Sedalia AAB	1946
Martin Terry	Sr.	43	Memphis	12/23/72	George Kok	So.	32	Rice	1946
Joe Kleine	Sr.	41	Iowa St.	12/27/84	George Kok	Fr.	32	Texas A&M	1945
Dean Tolson	Sr.	41	Indiana St.	01/05/74	BJ Young	Fr.	31	Florida	02/18/12
Ricky Sugg	Jr.	41	Centenary	12/13/65	Sonny Weems	Sr.	31	Indiana	03/21/08
Martin Terry	Jr.	40	Southern Illinois	12/11/71	Todd Day	Sr.	31	Jackson St.	12/21/91
Al Dillard	Jr.	39	Delaware St.	12/11/93	Todd Day	Jr.	31	Alabama	03/21/91
Todd Day	Sr.	39	Alabama	03/14/92	Lee Mayberry	So.	31	U.S. International	12/09/89
Sidney Moncrief	Sr.	39	S. Mississippi	12/23/78	Lenzie Howell	Jr.	31	Texas A&M	03/11/89
Vernon Murphy	Jr.	39	Missouri-St. Louis	12/21/70	Keith Wilson	Sr.	31	Texas	02/08/89
Jonathon Modica	Sr.	37	South Carolina	02/04/06	Joe Kleine	Sr.	31	Ohio St.	12/01/84
Joe Kleine	Sr.	37	TCU	02/09/85	Martin Terry	Sr.	31	Texas	02/13/73
Alvin Robertson	Sr.	37	North Texas	12/17/83	Martin Terry	Jr.	31	Rice	03/04/72
Martin Terry	Sr.	37	Southern Illinois	12/30/72	Tommy Rowland	Jr.	31	Michigan	12/30/66
Rotnei Clarke	Jr.	36	Vanderbilt	01/29/11	Tommy Boyer	Sr.	31	Baylor	1963
Joe Kleine	Sr.	36	Texas Tech	03/10/85	Tommy Boyer	Sr.	31	TCU	1963
Dean Tolson	Sr.	36	Rice	02/09/74	Pete Butler	Jr.	31	Texas	1955
Martin Terry	Sr.	36	Missouri-St. Louis	01/06/73	George Kok	Sr.	31	Pepperdine	1948
Vernon Murphy	Jr.	36	Baylor	03/02/71	Johnny Adams	Jr.	31	Warrensburg (Mo.)	1940
Johnny Adams	Sr.	36	TCU	02/21/41	Daryl Macon	Jr.	30	Ole Miss	02/18/17
Bobby Portis	Fr.	35	Alabama	02/05/14	Michael Qualls	Jr.	30	Alabama	01/22/15
Courtney Fortson	So.	35	Mississippi St.	01/28/10	Michael Washington	Jr.	30	Southeastern La.	11/14/08
Jannero Pargo	Sr.	35	Mississippi St.	02/27/02	Jannero Pargo	Sr.	30	Memphis	01/02/02
Jannero Pargo	Sr.	35	Florida	01/26/02	Joe Johnson	Fr.	30	Mississippi St.	01/22/00
Lee Mayberry	Sr.	35	LSU	03/03/92	Pat Bradley	So.	30	Missouri	12/07/96
Todd Day	Sr.	35	Auburn	01/04/92	Corliss Williamson	So.	30	Georgia	03/11/94
Darrell Walker	Sr.	35	Alabama St.	12/15/82	Todd Day	Jr.	30	Florida St.	01/21/91
Martin Terry	Sr.	35	Texas A&M	01/13/73	Todd Day	Jr.	30	Houston	02/07/91
Martin Terry	Sr.	35	TCU	02/20/73	Mario Credit	Jr.	30	Texas	02/08/89
Martin Terry	Sr.	35	Tulane	12/9/72	Sidney Moncrief	Sr.	30	Oklahoma	12/02/78
Tommy Rowland	Jr.	35	Centenary	12/12/66	Steve Schall	Sr.	30	North Texas	01/04/79
Tommy Boyer	Jr.	35	LSU	12/19/62	Marvin Delph	Sr.	30	Texas	02/01/78
Michael Washington	Jr.	34	North Texas	01/03/09	Marvin Delph	Jr.	30	SMU	02/02/77
Scotty Thurman	Fr.	34	Ole Miss	01/06/93	Rickey Medlock	Jr.	30	SMU	02/16/74
Scotty Thurman	Fr.	34	Missouri	12/19/92	Martin Terry	Sr.	30	Missouri Western	12/04/72
Todd Day	So.	34	Texas	01/25/90	Martin Terry	Jr.	30	Rice	02/05/72
Mario Credit	Jr.	34	Loyola-Marymount	03/16/89	Dean Tolson	So.	30	Rice	03/04/72
Tim Scott	Jr.	34	Kansas	12/06/86	Donnie Watts	Sr.	30	Rice	1971
Martin Terry	Sr.	34	TCU	01/27/73	Almer Lee	Jr.	30	Texas A&M	1971
Martin Terry	Jr.	34	Texas	02/22/72	Tommy Boyer	Sr.	30	Texas Tech	02/19/63
Dean Tolson	So.	34	Baylor	02/29/72	Manuel Whitley	Sr.	30	Texas A&M	1956
Dusty Hannahs	Jr.	33	Florida	03/10/16					
Marshawn Powell	Jr.	33	Oklahoma	12/04/12					
Jonathon Modica	So.	33	Mississippi St.	02/14/04					
Jannero Pargo	Sr.	33	Alabama	01/30/02					
Pat Bradley	Jr.	33	South Carolina	02/18/98					
Todd Day	Jr.	33	Ala.-Birmingham	01/30/91					
Joe Kleine	Sr.	33	Texas-San Antonio	12/18/84					
Sidney Moncrief	Sr.	33	Rice	02/03/79					
Dean Tolson	So.	33	Texas	1972					
Martin Terry	Jr.	33	Rice	03/04/72					
Martin Terry	Jr.	33	Baylor	02/29/72					
Vernon Murphy	Jr.	33	Oklahoma	01/05/71					
Robert McKenzie	So.	33	Oklahoma City	01/25/68					
Tommy Boyer	Jr.	33	TCU	1962					
George Kok	Sr.	33	Rice	02/28/48					
Bobby Portis	So.	32	Vanderbilt	01/10/15					
Rotnei Clarke	So.	32	East Tennessee St.	11/27/09					
Jannero Pargo	Sr.	32	Tenn.-Chattanooga	12/20/01					
Pat Bradley	Sr.	32	Western Carolina	12/07/98					
Pat Bradley	Sr.	32	North Texas	12/30/98					
Scotty Thurman	So.	32	Auburn	01/15/94					
Lenzie Howell	Sr.	32	Texas A&M	02/21/90					
Joe Kleine	Sr.	32	Texas	01/12/85					
Joe Kleine	Sr.	32	Texas Tech	01/16/85					
Joe Kleine	Jr.	32	Alabama St.	12/21/83					
Joe Kleine	Jr.	32	North Texas	12/17/83					

30-POINT GAME FAST FACTS

Total: 116

Total Players: 45

Most Recent: 30 by Daryl Macon vs. Ole Miss (Feb. 18, 2017)

Most in a Season: 10 by Martin Terry, 1973

Most in Career: 18 by Martin Terry, 1972-73


Last with Five or More in Same Season: Jannero Pargo, 2002 (5)

Most Recent Consecutive 30-Point Games: Jannero Pargo, 35

vs. Florida (Jan. 26, 2002); 33 at Alabama (Jan. 30, 2002)

Last Game with Multiple Players Scoring 30 Points:

Keith Wilson, 31 & Mario Credit, 30 vs. Texas (Feb. 8, 1989)



Martin Terry is the only Arkansas player to average better than 20 points for his career, scoring 1,368 points in 52 games.

SEASON

1.	28.3	Martin Terry (735 pts, 26 gms)	1973
2.	24.3	Martin Terry (633 pts, 26 gms)	1972
3.	22.7	Todd Day (500 pts, 22 gms)	1992
4.	22.5	Dean Tolson (472 pts, 21 gms)	1974
5.	22.1	Joe Kleine (773 pts, 35 gms)	1985
6.	22.0	Sidney Moncrief (660 pts, 30 gms)	1979
7.	20.7	Todd Day (786 pts, 38 gms)	1991
8.	20.4	Corliss Williamson (695 pts, 34 gms)	1994
	20.4	George Kok (469 pts, 23 gms)	1948
10.	19.7	Corliss Williamson (770 pts, 39 gms)	1995
	19.7	Marvin Delph (552 pts, 28 gms)	1977

SEC CAREER

1.	23.0	Todd Day (368 pts, 16 gms)	1992
2.	19.7	Corliss Williamson (866 pts, 44 gms)	1993-95
3.	17.1	Scotty Thurman (819 pts, 48 gms)	1993-95
4.	16.5	Courtney Fortson (513 pts, 31 gms)	2009-10
5.	16.3	Lee Mayberry (260 pts, 16 gms)	1992
6.	15.7	Ronnie Brewer (753 pts, 48 gms)	2004-06
7.	15.4	Bobby Portis (553 pts, 36 gms)	2014-15
8.	15.3	Jannero Pargo (490 pts, 32 gms)	2001-02
9.	14.9	Dusty Hannahs (537 pts, 36 gms)	2016-17
10.	14.8	BJ Young (504 pts, 34 gms)	2012-13

CAREER

1.	26.3	Martin Terry (1,368 pts, 52 gms)	1972-73
2.	19.0	Corliss Williamson (1,728 pts, 91 gms)	1993-95
3.	18.9	Todd Day (2,395 pts, 127 gms)	1989-92
4.	18.3	Dean Tolson (1,316 pts, 72 gms)	1972-74
5.	18.1	Joe Kleine (1,753 pts, 97 gms)	1983-85
6.	16.9	Sidney Moncrief (2,066 pts, 122 gms)	1976-79
7.	16.2	Scotty Thurman (1,650 pts, 102 gms)	1993-95
8.	16.0	Courtney Fortson (753 pts, 47 gms)	2009-10
9.	15.8	Ron Brewer (1,440 pts, 91 gms)	1976-78
10.	15.7	Ronnie Brewer (1,416 pts, 90 gms)	2004-06

SEC SEASON

1.	23.0	Todd Day (368 pts, 16 gms)	1992
2.	21.8	Corliss Williamson (348 pts, 16 gms)	1995
3.	20.8	Corliss Williamson (333 pts, 16 gms)	1994
4.	18.8	Ronnie Brewer (301 pts, 16 gms)	2006
5.	18.6	Bobby Portis (335 pts, 18 gms)	2015
6.	18.0	Courtney Fortson (288 pts, 16 gms)	2010
7.	17.8	Jonathon Modica (284 pts, 16 gms)	2006
8.	17.3	Sonny Weems (276 pts, 16 gms)	2008
9.	17.2	Scotty Thurman (275 pts, 16 gms)	1994
10.	17.1	Scotty Thurman (273 pts, 16 gms)	1993

SCORING AVERAGE LEADERS

Year	Player	G	Pts.	Avg.	Year	Player	G	Pts.	Avg.	Year	Player	G	Pts.	Avg.
2016-17	Dusty Hannahs	36	518	14.4	1992-93	Scotty Thurman	31	540	17.4	1968-69	James Eldridge	24	328	13.7
2015-16	Dusty Hannahs	32	529	16.5	1991-92	Todd Day	22	500	22.7	1967-68	James Eldridge	24	398	16.6
2014-15	Bobby Portis	36	629	17.5	1990-91	Todd Day	38	786	20.7	1966-67	Tommy Rowland	24	443	18.5
2013-14	Rashad Madden	33	419	12.7	1989-90	Todd Day	35	684	19.5	1965-66	Ricky Sugg	24	328	13.6
2012-13	BJ Young	31	470	15.2	1988-89	Lenzie Howell	32	466	14.6	1964-65	Ricky Sugg	24	340	14.2
2011-12	BJ Young	32	488	15.3	1987-88	Ron Huery	30	403	13.4	1963-64	Jim Magness	24	356	14.8
2010-11	Rotnei Clarke	31	471	15.2	1986-87	Tim Scott	33	393	11.9	1962-63	Tommy Boyer	24	439	18.3
2009-10	Courtney Fortson	18	323	17.9	1985-86	William Mills	24	331	13.8	1961-62	Jerry Carlton	24	438	18.2
2008-09	Michael Washington	30	464	15.5	1984-85	Joe Kleine	35	773	22.1	1960-61	Pat Foster	23	355	15.4
2007-08	Sonny Weems	34	509	15.0	1983-84	Joe Kleine	32	581	18.2	1959-60	Clyde Rhoden	24	389	16.2
2006-07	Patrick Beverley	35	485	13.9	1982-83	Darrell Walker	30	546	18.2	1958-59	Clyde Rhoden	24	350	14.6
2005-06	Ronnie Brewer	32	589	18.4	1981-82	Scott Hastings	29	539	18.6	1957-58	Fred Grim	27	380	14.1
2004-05	Ronnie Brewer	30	486	16.2	1980-81	Scott Hastings	32	523	16.3	1956-57	Terry Day	24	301	12.5
2003-04	Jonathon Modica	28	462	16.5	1979-80	Scott Hastings	29	469	16.2	1955-56	Manuel Whitley	24	409	17.0
2002-03	Jonathon Modica	28	323	11.5	1978-79	Sidney Moncrief	30	660	22.0	1954-55	Jerald Barnett	24	247	10.3
2001-02	Jannero Pargo	29	482	16.6	1977-78	Ron Brewer	36	647	18.0	1953-54	Jerald Barnett	23	225	9.8
2000-01	Joe Johnson	30	427	14.2	1976-77	Marvin Delph	28	552	19.7	1952-53	Gene Lambert	21	270	12.9
1999-00	Joe Johnson	23	368	16.0	1975-76	Marvin Delph	27	440	16.3	1951-52	Walter Kearns	24	216	9.0
1998-99	Pat Bradley	34	480	14.1	1974-75	Kent Allison	26	393	15.1	1950-51	Billy Hester	22	204	9.3
1997-98	Pat Bradley	33	489	14.8	1973-74	Dean Tolson	21	472	22.5	1949-50	Jim Cathcart	23	233	10.1
1996-97	Pat Bradley	32	461	14.4	1972-73	Martin Terry	26	735	28.3	1948-49	Bob Ambler	26	259	10.0
1995-96	Kareem Reid	33	426	12.9	1971-72	Martin Terry	26	633	24.3	1947-48	George Kok	23	469	20.4
1994-95	Corliss Williamson	39	770	19.7	1970-71	Almer Lee	23	441	19.2	1946-47	Al Williams	24	380	15.8
1993-94	Corliss Williamson	34	695	20.4	1969-70	Almer Lee	24	408	17.0					



GAME

1.	51	Rotnei Clarke vs. Alcorn State	11/13/09
2.	47	Martin Terry vs. SMU	02/24/73
3.	46	Martin Terry vs. Texas A&M	01/22/72
4.	45	Dean Tolson vs. Texas A&M	03/02/74
5.	43	Todd Day at LSU	01/11/92
	43	Martin Terry vs. Memphis	12/23/72
7.	41	Joe Kleine vs. Iowa State	12/27/84
	41	Dean Tolson at Indiana State	01/05/74
	41	Ricky Sugg at Centenary	12/13/65
10.	40	Martin Terry vs. Southern Illinois	12/11/71

SEASON

1.	786	Todd Day	1991
2.	773	Joe Kleine	1985
3.	770	Corliss Williamson	1995
4.	735	Martin Terry	1973
5.	695	Corliss Williamson	1994
6.	684	Todd Day	1990
7.	660	Sidney Moncrief	1979
8.	647	Ron Brewer	1978
9.	633	Martin Terry	1972
10.	629	Bobby Portis	2015

CAREER

1.	2,395	Todd Day	1989-92
2.	2,066	Sidney Moncrief	1976-79
3.	1,940	Lee Mayberry	1989-92
4.	1,779	Scott Hastings	1979-82
5.	1,765	Pat Bradley	1996-99
6.	1,753	Joe Kleine	1983-85
7.	1,742	Marvin Delph	1975-78
8.	1,728	Corliss Williamson	1993-95
9.	1,674	Oliver Miller	1989-92
10.	1,650	Scotty Thurman	1993-95

SEC GAME

1.	43	Todd Day at LSU	01/11/92
2.	39	Todd Day vs. Alabama	03/14/92
3.	37	Jonathon Modica vs. S. Carolina	02/04/06
4.	36	Rotnei Clarke at Vanderbilt	01/29/11
5.	35	Bobby Portis vs. Alabama	02/05/14
	35	Courtney Fortson vs. Miss. St.	01/28/10
	35	Jannero Pargo at Miss. St.	02/27/02
	35	Jannero Pargo vs. Florida	01/26/02
	35	Lee Mayberry vs. LSU	03/03/92
	35	Todd Day vs. Auburn	01/04/92

SEC SEASON

1.	368	Todd Day	1992
2.	348	Corliss Williamson	1995
3.	335	Bobby Portis	2015
4.	333	Corliss Williamson	1994
5.	301	Ronnie Brewer	2006
6.	289	Anthlon Bell	2016
7.	288	Courtney Fortson	2010
8.	284	Jonathon Modica	2006
9.	278	Moses Kingsley	2016
10.	276	Dusty Hannahs	2016
	276	Sonny Weems	2008

SEC CAREER

1.	866	Corliss Williamson	1993-95
2.	855	Jonathon Modica	2003-06
3.	834	Pat Bradley	1996-99
4.	819	Scotty Thurman	1993-95
5.	753	Ronnie Brewer	2004-06
6.	701	Marshawn Powell	2010-13
7.	668	Kareem Reid	1996-99
8.	647	Rotnei Clarke	2009-11
9.	635	Darian Townes	2005-08
10.	592	Derek Hood	1996-99



In his only season in the SEC (1992-93), Todd Day set a program SEC single-season record with 368 points.

POINTS LEADERS

Year	Player	G	Pts.	Avg.	Year	Player	G	Pts.	Avg.	Year	Player	G	Pts.	Avg.
2016-17	Dusty Hannahs	36	518	14.4	1992-93	Scotty Thurman	31	540	17.4	1968-69	James Eldridge	24	328	13.7
2015-16	Dusty Hannahs	32	529	16.5	1991-92	Lee Mayberry	34	518	15.2	1967-68	James Eldridge	24	398	16.6
2014-15	Bobby Portis	36	629	17.5	1990-91	Todd Day	38	786	20.7	1966-67	Tommy Rowland	24	443	18.5
2013-14	Rashad Madden	33	419	12.7	1989-90	Todd Day	35	684	19.5	1965-66	Ricky Sugg	24	328	13.6
2012-13	BJ Young	31	470	15.2	1988-89	Lenzie Howell	32	466	14.6	1964-65	Ricky Sugg	24	340	14.2
2011-12	BJ Young	32	488	15.3	1987-88	Ron Huery	30	403	13.4	1963-64	Jim Magness	24	356	14.8
2010-11	Rotnei Clarke	31	471	15.2	1986-87	Tim Scott	33	393	11.9	1962-63	Tommy Boyer	24	439	18.3
2009-10	Marshawn Powell	32	478	14.9	1985-86	Mike Ratliff	28	368	13.1	1961-62	Jerry Carlton	24	438	18.2
2008-09	Michael Washington	30	464	15.5	1984-85	Joe Kleine	35	773	22.1	1960-61	Pat Foster	23	355	15.4
2007-08	Sonny Weems	34	509	15.0	1983-84	Joe Kleine	32	581	18.2	1959-60	Clyde Rhoden	24	389	16.2
2006-07	Patrick Beverley	35	485	13.9	1982-83	Darrell Walker	30	546	18.2	1958-59	Clyde Rhoden	24	350	14.6
2005-06	Ronnie Brewer	32	589	18.4	1981-82	Scott Hastings	29	539	18.6	1957-58	Fred Grim	27	380	14.1
2004-05	Ronnie Brewer	30	486	16.2	1980-81	Scott Hastings	32	523	16.3	1956-57	Terry Day	24	301	12.5
2003-04	Jonathon Modica	28	462	16.5	1979-80	Scott Hastings	29	469	16.2	1955-56	Manuel Whitley	24	409	17.0
2002-03	Jonathon Modica	28	323	11.5	1978-79	Sidney Moncrief	30	660	22.0	1954-55	Jerald Barnett	24	247	10.3
2001-02	Jannero Pargo	29	482	16.6	1977-78	Ron Brewer	36	647	18.0	1953-54	Jerald Barnett	23	225	9.8
2000-01	Joe Johnson	30	427	14.2	1976-77	Marvin Delph	28	552	19.7	1952-53	Gene Lambert	21	270	12.9
1999-00	Joe Johnson	23	368	16.0	1975-76	Marvin Delph	27	440	16.3	1951-52	Walter Kearns	24	216	9.0
1998-99	Pat Bradley	34	480	14.1	1974-75	Kent Allison	26	393	15.1	1950-51	Billy Hester	22	204	9.3
1997-98	Pat Bradley	33	489	14.8	1973-74	Dean Tolson	21	472	22.5	1949-50	Jim Cathcart	23	233	10.1
1996-97	Pat Bradley	32	461	14.4	1972-73	Martin Terry	26	735	28.3	1948-49	Bob Ambler	26	259	10.0
1995-96	Kareem Reid	33	426	12.9	1971-72	Martin Terry	26	633	24.3	1947-48	George Kok	23	469	20.4
1994-95	Corliss Williamson	39	770	19.7	1970-71	Vernon Murphy	26	458	17.6	1946-47	Al Williams	24	380	15.8
1993-94	Corliss Williamson	34	695	20.4	1969-70	Almer Lee	24	408	17.0					



» FIELD GOAL PERCENTAGE



As a junior in 1990-91, Oliver Miller led the nation in field goal percentage, making seven or more field goals in 22 contests.

GAME (MINIMUM 8 ATT.)

1.	1.000	Bobby Portis vs. UTSA (8-8)	01/04/13
	1.000	Daryll Sausberry vs. MacMurray (10-10)	01/04/75
	1.000	Lee Wilson vs. Montevallo (9-9)	02/25/95
	1.000	Steve Schall vs. Weber St. (9-9)	03/11/79
	1.000	Darrell Hawkins vs. Missouri State (8-8)	12/17/92
	1.000	Coty Clarke at Florida (8-8)	02/23/13
	1.000	Joe Kleine vs. St. Peter's (8-8)	12/28/83
8.	.923	Landis Williams vs. Montevallo (12-13)	02/25/95
9.	.909	Oliver Miller vs. Murray St. (10-11)	03/19/92
	.909	Joe Kleine vs. Rice (10-11)	1984

SEASON (MINIMUM 60 ATT.)

1.	.704*	Oliver Miller (254-361)	1991
2.	.699	Leroy Sutton (79-113)	1983
3.	.691	Charles Balentine (47-68)	1983
4.	.678	Steven Hill (59-87)	2008
5.	.674	Lee Wilson (58-86)	1995
6.	.665	Sidney Moncrief (149-224)	1976
7.	.662	Leroy Sutton (100-151)	1984
8.	.649	Sidney Moncrief (157-242)	1977
9.	.641	Steven Hill (93-145)	2007
10.	.639	Oliver Miller (152-238)	1990

* Led the NCAA

CAREER (MINIMUM 700 ATT.)

1.	.636	Oliver Miller (680-1,069)	1989-92
2.	.606	Sidney Moncrief (739-1,220)	1976-79
3.	.593	Mario Credit (439-740)	1987-90
4.	.585	Joe Kleine (668-1,142)	1983-85
5.	.583	Corliss Williamson (657-1,127)	1993-95
6.	.566	Ron Brewer (587-1,038)	1976-78
7.	.544	Scott Hastings (665-1,223)	1979-82
8.	.542	Darian Townes (534-986)	2005-08
9.	.537	U.S. Reed (476-886)	1978-81
10.	.529	Marvin Delph (762-1,440)	1975-78

SEC GAME (MINIMUM 9 ATT.)

1.	.889	Corliss Williamson at LSU (8-9)	02/02/93
2.	.846	Corliss Williamson vs. LSU (11-13)	01/11/94
3.	.833	Corliss Williamson vs. S. Carolina (10-12)	01/22/94
4.	.818	Patrick Beverley vs. Auburn (9-11)	03/08/08
	.818	Derek Hood vs. Auburn (9-11)	02/24/99
	.818	Corliss Williamson vs. Ole Miss (9-11)	01/05/94
	.818	Oliver Miller vs. Mississippi St. (9-11)	01/15/92
8.	.800	Steven Hill vs. LSU (8-10)	01/20/07
9.	.786	Corliss Williamson vs. Vanderbilt (11-14)	02/01/94
10.	.769	Michael Qualls vs. Georgia (7-9)	03/01/14
	.769	BJ Young vs. Mississippi St. (10-13)	01/07/12

SEC SEASON (MINIMUM 90 ATT.)

1.	.652	Corliss Williamson (129-198)	1994
2.	.625	Darian Townes (70-112)	2008
3.	.594	Oliver Miller (82-138)	1992
4.	.592	Dwight Stewart (58-98)	1993
5.	.588	Corliss Williamson (70-119)	1993
6.	.560	Bobby Portis (136-243)	2015
	.560	Sunday Adebayo (51-91)	1996
8.	.555	Derek Hood (86-155)	1999
9.	.547	Moses Kingsley (99-181)	2016
10.	.534	Corliss Williamson (119-223)	1995

SEC CAREER (MINIMUM 200 ATT.)

1.	.589	Corliss Williamson (318-540)	1993-95
2.	.540	Corey Beck (116-215)	1993-95
3.	.530	Bobby Portis (219-413)	2014-15
4.	.528	Darian Townes (262-496)	2005-08
5.	.513	Darrell Hawkins (123-240)	1992-93
6.	.512	Lee Wilson (109-213)	1994-97
7.	.498	Todd Day (128-257)	1992
8.	.496	Derek Hood (251-506)	1996-99
9.	.481	Mike Washington (177-368)	2007-10
10.	.478	Marshawn Powell (271-567)	2010-13

FIELD GOAL PERCENTAGE LEADERS (MINIMUM 100 ATTEMPTS)

Season	Player	FGM	FGA	Pct.
2016-17	Manuale Watkins	93	165	.564
2015-16	Moses Kingsley	183	334	.548
2014-15	Bobby Portis	250	466	.536
2013-14	Bobby Portis	161	316	.509
2012-13	Coty Clarke	76	148	.514
2011-12	BJ Young	177	351	.504
2010-11	Delvon Johnson	111	204	.544
2009-10	Marshawn Powell	190	380	.500
2008-09	Michael Washington	178	323	.551
2007-08	Darian Townes	168	279	.602
2006-07	Steven Hill	93	145	.641
2005-06	Charles Thomas	103	198	.520
2004-05	Jonathon Modica	103	198	.520
2003-04	Ronnie Brewer	125	260	.481
2002-03	Dionisio Gomez	91	195	.467
2001-02	Dionisio Gomez	61	116	.526
2000-01	Alonzo Lane	88	171	.515
1999-00	Alonzo Lane	108	193	.560
1998-99	Derek Hood #	173	306	.565
1997-98	Landis Williams	84	139	.604
1996-97	Lee Wilson	84	157	.535
1995-96	Lee Wilson	86	162	.531
1994-95	Corliss Williamson	283	515	.550
1993-94	Corliss Williamson	273	436	.626
1992-93	Corliss Williamson	101	176	.574
1991-92	Oliver Miller	186	309	.602

Season	Player	FGM	FGA	Pct.
1990-91	Oliver Miller*	254	361	.704
1989-90	Oliver Miller	152	238	.639
1988-89	Mario Credit	149	246	.606
1987-88	Mario Credit	107	183	.585
1986-87	Mario Credit	77	126	.611
1985-86	Eric Poerschke	56	113	.496
1984-85	Joe Kleine	294	484	.607
1983-84	Leroy Sutton	100	151	.662
1982-83	Leroy Sutton	79	113	.699
1981-82	Tony Brown	109	185	.589
1980-81	Scott Hastings	192	341	.563
1979-80	U.S. Reed	166	298	.557
1978-79	Steve Schall	138	223	.619
1977-78	Sidney Moncrief	209	354	.590
1976-77	Sidney Moncrief	157	242	.649
1975-76	Sidney Moncrief*	149	224	.665
1974-75	Kent Allison	172	282	.610
1973-74	Dean Tolson	204	373	.547
1972-73	Martin Terry	264	508	.520
1971-72	Doug Campbell	73	142	.514
1970-71	Donnie Watts	149	290	.514
1969-70	Ricky Tanneberger	75	161	.460
1968-69	Ricky Tanneberger	94	200	.470
1967-68	James Eldridge	155	305	.508
1966-67	Tommy Rowland	148	300	.483
1965-66	J.D. McConnell	120	259	.463

Season	Player	FGM	FGA	Pct.
1964-65	John Talkington	107	220	.486
1963-64	Warren Vogel	111	242	.459
	Ricky Sugg	85	185	.459
1962-63	Jim Magness	87	183	.475
1961-62	Jim Wilson	74	163	.454
1960-61	Ronnie Garner	102	212	.482
1959-60	Jerry Carlton	100	231	.433
1958-59	Clyde Rhoden	131	314	.417
1957-58	Harry Thompson	94	241	.390
1956-57	Fred Grim	107	297	.360
1955-56	Manuel Whitley	135	322	.419
1954-55	Jerald Barnett	88	199	.442
1953-54	Norman Smith	61	155	.393
1952-53	Raymond Shaw	60	151	.398
1951-52	Gene Lambert	74	166	.445
1950-51	Billy Hester	71	149	.476

Led the SEC | * Led the NCAA



GAME

1.	20	Dean Tolson vs. Texas A&M	03/02/74
2.	17	Dean Tolson vs. Rice	02/09/74
	17	Martin Terry vs. So. Illinois	02/11/71
4.	16	Todd Day at LSU	01/11/92
	16	Dean Tolson vs. Indiana St.	01/05/74
	16	Martin Terry vs. SMU	02/24/73
	16	Vernon Murphy vs. Missouri-St. Louis	12/21/70
8.	15	Rotnei Clarke vs. Alcorn St.	11/13/09
	15	Joe Kleine vs. Iowa St.	12/27/84
	15	Joe Kleine vs. UTSA	12/18/84
	15	Darrell Walker vs. Alabama St.	12/15/82

SEASON

1.	294	Joe Kleine	1985
2.	283	Corliss Williamson	1995
3.	277	Todd Day	1991
4.	273	Corliss Williamson	1994
5.	264	Martin Terry	1973
6.	258	Ron Brewer	1978
7.	254	Oliver Miller	1991
8.	253	Marvin Delph	1978
9.	250	Bobby Portis	2015
10.	245	Marvin Delph	1977

CAREER

1.	835	Todd Day	1989-92
2.	762	Marvin Delph	1975-78
3.	739	Sidney Moncrief	1976-79
4.	723	Lee Mayberry	1989-92
5.	680	Oliver Miller	1989-92
6.	668	Joe Kleine	1983-85
7.	665	Scott Hastings	1979-82
8.	657	Corliss Williamson	1993-95
9.	611	Scotty Thurman	1993-95
10.	587	Ron Brewer	1975-78

SEC GAME

1.	16	Todd Day at LSU	01/11/92
2.	14	Bobby Portis vs. Alabama	02/05/14
	14	Todd Day vs. Alabama	03/14/92
4.	13	Bobby Portis vs. Vanderbilt	01/10/15
5.	12	Rotnei Clarke at Vanderbilt	01/29/11
	12	Marshawn Powell vs. Vanderbilt	02/27/10
	12	Jonathon Modica vs. Miss. St.	02/14/04
	12	Pat Bradley vs. South Carolina	02/18/98
	12	Scotty Thurman at Auburn	01/15/94
	12	Corliss Williamson vs. Georgia	03/11/94
	12	Scotty Thurman vs. Ole Miss	01/06/93
	12	Lee Mayberry vs. LSU	03/03/92

SEC SEASON

1.	136	Bobby Portis	2015
2.	129	Corliss Williamson	1994
3.	128	Todd Day	1992
4.	119	Corliss Williamson	1995
5.	103	Scotty Thurman	1994
6.	102	Scotty Thurman	1993
	102	Sonny Weems	2008
8.	99	Marshawn Powell	2010
	99	Moses Kingsley	2016
10.	98	Ronnie Brewer	2006

SEC CAREER

1.	318	Corliss Williamson	1993-95
2.	300	Scotty Thurman	1993-95
3.	295	Jonathon Modica	2003-06
4.	271	Marshawn Powell	2010-13
5.	269	Pat Bradley	1996-99
6.	262	Darian Townes	2005-08
7.	251	Derek Hood	1996-99
8.	250	Ronnie Brewer	2004-06
9.	227	Kareem Reid	1996-99
10.	219	Bobby Portis	2014-15



Corliss Williamson led the Razorbacks in made field goals each of his three seasons on campus and is the all-time leader in SEC play.

FIELD GOALS MADE LEADERS

Season	Player	FGM	FGA	Pct.
2016-17	Jaylen Barford	174	397	.438
2015-16	Moses Kingsley	183	334	.548
2014-15	Bobby Portis	250	466	.536
2013-14	Bobby Portis	161	316	.509
2012-13	BJ Young	180	401	.449
2011-12	BJ Young	177	351	.504
2010-11	Rotnei Clarke	144	328	.439
2009-10	Marshawn Powell	190	380	.500
2008-09	Michael Washington	178	323	.551
2007-08	Sonny Weems	197	425	.464
2006-07	Sonny Weems	161	332	.485
2005-06	Ronnie Brewer	197	447	.441
2004-05	Ronnie Brewer	171	360	.475
2003-04	Jonathon Modica	157	340	.463
2002-03	Jonathon Modica	117	252	.464
2001-02	Jannero Pargo	165	359	.460
2000-01	Joe Johnson	162	346	.468
1999-00	Joe Johnson	140	302	.464
1998-99	Derek Hood	173	306	.565
1997-98	Pat Bradley	161	421	.382
1996-97	Pat Bradley	150	339	.442
1995-96	Kareem Reid	141	357	.395
1994-95	Corliss Williamson	283	515	.550
1993-94	Corliss Williamson	273	436	.626
1992-93	Scotty Thurman	204	439	.465
1991-92	Oliver Miller	186	309	.602
1990-91	Todd Day	277	586	.473
1989-90	Todd Day	237	483	.491

Season	Player	FGM	FGA	Pct.
1988-89	Lenzie Howell	166	326	.509
1987-88	Ron Huery	147	324	.454
1986-87	Ron Huery	129	291	.443
1985-86	Mike Ratliffe	137	298	.460
1984-85	Joe Kleine	294	484	.607
1983-84	Joe Kleine	209	351	.595
1982-83	Darrell Walker	197	374	.527
1981-82	Scott Hastings	204	369	.553
1980-81	Scott Hastings	192	341	.563
1979-80	Scott Hastings	172	322	.534
1978-79	Sidney Moncrief	224	400	.560
1977-78	Ron Brewer	258	486	.531
1976-77	Marvin Delph	245	460	.533
1975-76	Marvin Delph	196	393	.499
1974-75	Kent Allison	172	282	.610
1973-74	Dean Tolson	204	373	.547
1972-73	Martin Terry	264	508	.520
1971-72	Martin Terry	213	454	.469
1970-71	Almer Lee	167	333	.502
1969-70	Almer Lee	180	418	.431
1967-68	James Eldridge	155	305	.508
1966-67	Tommy Rowland	148	300	.483
1965-66	Ricky Sugg	122	273	.447
1964-65	Ricky Sugg	129	268	.481
1963-64	Jim Magness	125	310	.403
1962-63	Tommy Boyer	146	326	.448
1961-62	Jerry Carlton	149	355	.419
1960-61	Jerry Carlton	122	281	.434

Season	Player	FGM	FGA	Pct.
1959-60	Ronnie Garner	135	345	.391
1958-59	Clyde Rhoden	131	314	.417
1957-58	Fred Grim	147	396	.371
1956-57	Terry Day	113	422	.268
1955-56	Manuel Whitley	135	322	.419
1954-55	Jerald Barnett	88	199	.442
1953-54	Jerald Barnett	81	225	.360
1952-53	Gene Lambert	87	263	.331
1951-52	Walter Kearns	82	268	.306
1950-51	D.L. Miller	72	174	.414



» FIELD GOALS ATTEMPTED

GAME

1.	30	Dean Tolson vs. TCU	02/12/72
2.	29	Martin Terry vs. SMU	01/30/73
	29	Terry Day at Oklahoma	12/01/57
4.	28	Pat Bradley vs. North Texas	12/30/98
	28	Ronnie Garner at SMU	03/02/60
6.	27	Courtney Fortson at Vanderbilt	03/08/09
	27	Martin Terry at TCU	02/20/73
8.	26	Courtney Fortson at Miss. St.	01/14/10
	26	Todd Day at LSU	01/11/92
	26	Darrell Walker vs. Alabama St.	12/15/82

SEASON

1.	586	Todd Day	1991
2.	515	Corliss Williamson	1995
3.	508	Martin Terry	1973
4.	486	Ron Brewer	1978
5.	484	Joe Kleine	1985
6.	483	Todd Day	1990
7.	466	Bobby Portis	2015
8.	460	Marvin Delph	1977
9.	454	Martin Terry	1972
10.	452	Marvin Delph	1978

CAREER

1.	1,744	Todd Day	1989-92
2.	1,460	Lee Mayberry	1989-92
3.	1,440	Marvin Delph	1975-78
4.	1,412	Pat Bradley	1996-99
5.	1,318	Scotty Thurman	1993-95
6.	1,223	Scott Hastings	1979-82
7.	1,220	Sidney Moncrief	1976-79
8.	1,216	Kareem Reid	1996-99
9.	1,166	Jonathon Modica	2003-06
10.	1,156	Ron Huery	1987-88, 90-91

SEC GAME


1.	27	Courtney Fortson at Vanderbilt	03/08/09
2.	26	Courtney Fortson at Miss. St.	01/14/10
	26	Todd Day at LSU	1992
4.	25	Scotty Thurman vs. Ole Miss	01/06/93
5.	23	Scotty Thurman at Alabama	02/15/95
	23	Todd Day vs. Vanderbilt	02/12/92
7.	22	Pat Bradley at Kentucky	01/17/98
8.	21	Marshawn Powell vs. Vanderbilt	02/27/10
	21	Mike Washington at LSU	01/31/09
	21	Corliss Williamson at Miss. St.	01/19/94
	21	Corliss Williamson vs. Kentucky	03/12/94

SEC SEASON

1.	257	Todd Day	1992
2.	243	Bobby Portis	2015
3.	240	Courtney Fortson	2010
4.	229	Sonny Weems	2008
5.	226	Pat Bradley	1998
6.	225	Ronnie Brewer	2006
7.	224	Anthlon Bell	2016
8.	223	Corliss Williamson	1995
9.	221	Scotty Thurman	1993
10.	219	Scotty Thurman	1994

SEC CAREER

1.	695	Pat Bradley	1996-99
2.	666	Jonathon Modica	2003-06
3.	645	Scotty Thurman	1993-95
4.	573	Ronnie Brewer	2003-06
5.	567	Marshawn Powell	2010-13
6.	545	Kareem Reid	1996-99
7.	540	Corliss Williamson	1993-95
8.	524	Eric Ferguson	2003-06
9.	509	Anthlon Bell	2013-16
10.	506	Derek Hood	1996-99




Marvin Delph ranks third all-time in field goal attempts, leading the Razorbacks in scoring as a sophomore and junior.

FIELD GOALS ATTEMPTED LEADERS

Season	Player	FGM	FGA	Pct.
2016-17	Jaylen Barford	174	397	.438
2015-16	Anthlon Bell	172	402	.428
2014-15	Bobby Portis	250	466	.536
2013-14	Bobby Portis	161	316	.509
2012-13	BJ Young	180	401	.449
2011-12	BJ Young	177	351	.504
2010-11	Rotnei Clarke	144	328	.438
2009-10	Marshawn Powell	190	380	.500
2008-09	Courtney Fortson	154	363	.424
2007-08	Sonny Weems	197	425	.464
2006-07	Patrick Beverley	150	351	.427
2005-06	Ronnie Brewer	197	447	.441
2004-05	Ronnie Brewer	171	360	.475
2003-04	Jonathon Modica	157	340	.463
2002-03	Eric Ferguson	104	296	.351
2001-02	Jannero Pargo	165	359	.460
2000-01	Joe Johnson	162	346	.468
1999-00	Chris Walker	129	315	.410
1998-99	Pat Bradley	158	396	.399
1997-98	Pat Bradley	161	421	.382
1996-97	Pat Bradley	150	339	.442
1995-96	Kareem Reid	141	357	.395
1994-95	Corliss Williamson	283	515	.550
1993-94	Corliss Williamson	273	436	.626
1992-93	Scotty Thurman	204	439	.465
1991-92	Lee Mayberry	181	368	.492
1990-91	Todd Day	277	586	.473
1989-90	Todd Day	237	483	.491
1988-89	Keith Wilson	162	347	.467

Season	Player	FGM	FGA	Pct.
1987-88	Ron Huery	147	324	.454
1986-87	Tim Scott	125	327	.382
1985-86	Mike Rattliffe	137	298	.460
1984-85	Joe Kleine	294	484	.607
1983-84	Alvin Robertson	187	375	.494
1982-83	Darrell Walker	197	374	.527
1981-82	Scott Hastings	204	369	.553
1980-81	Scott Hastings	192	341	.563
1979-80	Scott Hastings	172	322	.534
1978-79	Scott Hastings	229	400	.560
1977-78	Ron Brewer	258	486	.531
1976-77	Marvin Delph	245	460	.533
1975-76	Marvin Delph	196	393	.499
1974-75	Kent Allison	172	282	.610
1973-74	Dean Tolson	204	373	.547
1972-73	Martin Terry	264	508	.520
1971-72	Martin Terry	213	454	.469
1970-71	Vernon Murphy	165	340	.485
1969-70	Almer Lee	180	418	.431
1968-69	James Eldridge	141	308	.458
1967-68	James Eldridge	155	305	.508
1966-67	Tommy Rowland	148	300	.483
1965-66	Ricky Sugg	122	273	.447
1964-65	Ricky Sugg	129	268	.481
1963-64	Jim Magness	125	310	.403
1962-63	Tommy Boyer	146	326	.448
1961-62	Jerry Carlton	149	355	.419
1960-61	Jerry Carlton	122	281	.434
1959-60	Ronnie Garner	135	345	.391

Season	Player	FGM	FGA	Pct.
1958-59	Clyde Rhoden	131	314	.417
1957-58	Fred Grim	147	396	.371
1956-57	Terry Day	113	422	.268
1955-56	Manuel Whitley	135	322	.419
1954-55	Pete Butler	76	223	.341
1953-54	Orval Elkins	63	227	.277
1952-53	Walter Kearns	86	276	.312
1951-52	Walter Kearns	82	268	.306
1950-51	D.L. Miller	72	174	.414



As a junior, Rickey Medlock led the nation in free throw percentage and went on to become the program's career leader at over 90 percent.

GAME (MINIMUM 11 ATTEMPTS)

1.	1.000	Tommy Boyer vs. Texas Tech (18-18)	1963
	1.000	Daryl Macon vs. Texas (14-14)	12/17/16
	1.000	Kareem Reid vs. Memphis (14-14)	02/19/98
	1.000	Scott Hastings vs. Rice (14-14)	1982
	1.000	Ron Huery vs. California (12-12)	12/30/86
	1.000	Alandise Harris vs. SMU (11-11)	11/18/13
	1.000	Sidney Moncrief vs. Houston (11-11)	1979
	1.000	Ron Brewer vs. TCU (11-11)	1978
9.	.923	Daryl Macon at Tennessee (12-13)	01/03/17
	.923	Darrell Hawkins vs. Memphis (12-13)	03/21/92
	.923	Lee Mayberry at Kentucky (12-13)	01/25/92
	.923	Tim Scott vs. Kansas (12-13)	12/06/86

SEASON (MINIMUM 20 ATT.)

1.	.952	Charles Tatum (20-21)	2001
2.	.939	Rickey Medlock (62-66)	1975
3.	.935	Rotnei Clarke (43-46)	2009
4.	.933	Tommy Boyer (125-134)	1962
5.	.916*	Rickey Medlock (87-95)	1974
6.	.915	Robert Birden (65-71)	1975
7.	.914	Darrell Hawkins (74-81)	1992
8.	.913	Pat Bradley (63-69)	1997
9.	.913*	Tommy Boyer (147-161)	1963
10.	.908#	Dusty Hannahs (108-119)	2017

CAREER (MINIMUM 150 ATT.)

1.	.904	Rickey Medlock (178-197)	1973-75
2.	.892	Tommy Boyer (315-353)	1961-63
3.	.889	Dusty Hannahs (208-234)	2016-17
4.	.863	Rotnei Clarke (202-234)	2009-11
5.	.858	Pat Bradley (247-288)	1996-99
6.	.843	Jerry Carlton (300-356)	1960-62
7.	.823	Darrell Hawkins (219-266)	1988-93
8.	.819	Tim Scott (163-199)	1987-88
9.	.815	Isaiah Morris (132-162)	1991-92
10.	.813	Marvin Delph (218-268)	1975-78

* Led the NCAA
Led the SEC

SEC GAME (MINIMUM 8 ATT.)

1.	1.000	Julysses Nobles (10-10) vs. Auburn	01/25/11
	1.000	Charles Thomas (10-10) vs. La. Tech	12/30/06
	1.000	Robert Shepherd (10-10) vs. Kentucky	02/10/93
	1.000	Kendrick Davis (9-9) vs. Ole Miss	01/17/04
	1.000	Ali Thompson (9-9) vs. Mississippi St.	02/23/97
Arkansas players were 8-for-8, 12 other times			

SEC SEASON (MIN. 30 ATT.)

1.	.941	Pat Bradley (32-34)	1997
	.941	Darrell Hawkins (32-34)	1992
3.	.918	Anthlon Bell (45-49)	2016
4.	.894	Dusty Hannahs (42-47)	2017
5.	.881	Jannero Pargo (37-42)	2002
6.	.868	Rotnei Clarke (59-68)	2011
7.	.867	Pat Bradley (39-45)	1998
8.	.864	Robert Shepherd (38-44)	1993
9.	.857	Daryl Macon (72-84)	2017
10.	.856	Rashad Madden (83-97)	2014

SEC CAREER (MIN. 60 ATT.)

1.	.885	Darrell Hawkins (77-87)	1992-93
2.	.863	Jannero Pargo (63-73)	2001-02
3.	.861	Rotnei Clarke (93-108)	2009-11
4.	.841	Anthlon Bell (69-82)	2013-16
5.	.840	Pat Bradley (137-163)	1996-99
6.	.837	Dusty Hannahs (87-104)	2016-17
7.	.825	Rashad Madden (184-223)	2012-15
8.	.797	Robert Shepherd (51-64)	1992-93
9.	.783	Lee Mayberry (54-69)	1992
10.	.781	Scotty Thurman (89-114)	1993-95

FREE THROW PERCENTAGE LEADERS (MINIMUM 45 ATTEMPTS)

Season	Player	FTM	FTA	Pct.
2016-17	Dusty Hannahs #	108	119	.908
2015-16	Dusty Hannahs	100	115	.870
2014-15	Rashad Madden	100	116	.862
2013-14	Rashad Madden	119	145	.821
2012-13	Coty Clarke	75	101	.743
2011-12	Mardracus Wade	66	81	.815
2010-11	Mardracus Wade	41	47	.872
2009-10	Rotnei Clarke	67	81	.827
2008-09	Rotnei Clarke	43	46	.935
2007-08	Sonny Weems	61	76	.803
2006-07	Patrick Beverley	112	138	.812
2005-06	Ronnie Brewer	144	192	.750
2004-05	Charles Thomas	53	69	.768
2003-04	Eric Ferguson	48	56	.857
2002-03	Kendrick Davis	53	67	.791
2001-02	Jannero Pargo	57	73	.781
2000-01	Jannero Pargo	43	49	.878
1999-00	Joe Johnson	60	79	.759
1998-99	Pat Bradley	71	86	.826
1997-98	Pat Bradley	74	82	.902
1996-97	Pat Bradley	63	69	.913
1995-96	Pat Bradley	39	51	.765
1994-95	Scotty Thurman	57	73	.781
1993-94	Clint McDaniel	52	69	.754
1992-93	Darrell Hawkins	96	116	.828
1991-92	Darrell Hawkins	74	81	.914
1990-91	Ron Huery	126	150	.840
1989-90	Arlyn Bowers	54	68	.794

Season	Player	FTM	FTA	Pct.
1988-89	Lenzie Howell	134	176	.761
1987-88	Allie Freeman	47	55	.855
1986-87	Philip McKellar	51	59	.864
1985-86	Mike Ratliff	94	126	.746
1984-85	William Mills	43	59	.729
1983-84	Joe Kleine	163	211	.773
1982-83	Ricky Norton	36	46	.783
1981-82	Tony Brown	52	68	.765
1980-81	U.S. Reed	106	140	.757
1979-80	U.S. Reed	74	93	.796
1978-79	Sidney Moncrief	212	248	.855
1977-78	Marvin Delph	82	94	.872
1976-77	Jim Counce	35	45	.778
1975-76	Marvin Delph	48	58	.828
1974-75	Rickey Medlock	62	66	.939
1973-74	Rickey Medlock *	87	95	.916
1972-73	Martin Terry	207	242	.855
1971-72	Vernon Murphy	98	119	.824
1970-71	Donnie Watts	62	76	.816
1969-70	James Eldridge	58	81	.716
1968-69	Robert McKenzie	68	84	.810
1967-68	Robert McKenzie	109	132	.826
1966-67	David Self	40	51	.784
1965-66	J.D. McConnell	37	46	.804
1964-65	Ricky Sugg	77	89	.865
1963-64	Ricky Sugg	39	47	.830
1962-63	Tommy Boyer *	147	161	.913
1961-62	Tommy Boyer *	125	134	.933

Season	Player	FTM	FTA	Pct.
1960-61	Jerry Carlton	101	117	.863
1959-60	Ronnie Garner	89	112	.794
1958-59	Jay Carpenter	70	96	.729
1957-58	Fred Grim	86	102	.843
1956-57	Larry Grisham	89	113	.788
1955-56	Jerald Barnett	69	93	.742
1954-55	Jerald Barnett	71	95	.747
1953-54	Raymond Shaw	49	69	.710
1952-53	Walter Kearns	46	54	.852
1951-52	Gene Lambert	57	86	.663
1950-51	D.L. Miller	57	76	.750
1949-50	Jim Cathcart	63	108	.583

* Led the NCAA
Led the SEC



» FREE THROWS MADE



Third all-time in free throws made in SEC play, Rashad Madden is the only Arkansas native in program history to compile 1,000 points, 300 rebounds and 300 assists as a Razorback.

GAME

1.	22	Martin Terry vs. Texas A&M	01/22/72
2.	19	Vernon Murphy at Missouri-St. Louis	12/06/71
3.	18	Tommy Boyer vs. Texas Tech	1963
4.	17	Corliss Williamson vs. Ole Miss	02/18/95
	17	Martin Terry vs. Tulane	1973
6.	14	Daryl Macon vs. Texas	12/17/16
	14	Courtney Fortson vs. Miss. St.	01/28/10
	14	Kareem Reid vs. Memphis	12/19/98
	14	Todd Day vs. Texas	01/25/90
	14	Joe Kleine vs. North Texas	12/17/83

SEASON

1.	212	Sidney Moncrief	1979
2.	207	Martin Terry	1973
	207	Martin Terry	1972
4.	203	Corliss Williamson	1995
	203	Sidney Moncrief	1978
6.	185	Joe Kleine	1985
7.	165	Todd Day	1991
8.	163	Joe Kleine	1984
9.	158	Michael Qualls	2015
10.	152	Darrell Walker	1983

CAREER

1.	588	Sidney Moncrief	1976-79
2.	499	Todd Day	1989-92
3.	449	Scott Hastings	1979-82
4.	417	Joe Kleine	1983-85
5.	414	Martin Terry	1972-73
6.	413	Corliss Williamson	1993-95
7.	388	Ron Huery	1987-88, 90-91
8.	361	Kareem Reid	1996-99
9.	352	Charles Thomas	2005-08
10.	344	Moses Kingsley	2014-17

SEC GAME

1.	17	Corliss Williamson vs. Ole Miss	02/18/95
2.	14	Courtney Fortson vs. Miss. St.	01/28/10
3.	13	Corliss Williamson vs. Miss. St.	03/05/94
	13	Corliss Williamson at LSU	02/22/95
5.	12	Daryl Macon at Tennessee	01/03/17
	12	Rashad Madden vs. Ole Miss	01/17/15
	12	Rashad Madden vs. LSU	02/15/14
	12	Courtney Fortson at Georgia	02/03/10
	12	Vincent Hunter vs. Ole Miss	01/17/04
	12	Corey Beck at Alabama	01/08/94
	12	Lee Mayberry at Kentucky	01/25/92
	12	Todd Day vs. LSU	03/03/92

SEC SEASON

1.	109	Corliss Williamson	1995
2.	94	Courtney Fortson	2010
3.	83	Rashad Madden	2014
4.	82	Michael Qualls	2015
5.	80	Moses Kingsley	2016
6.	79	Ronnie Brewer	2006
7.	75	Moses Kingsley	2017
	75	Corliss Williamson	1994
9.	72	Daryl Macon	2017
	72	Todd Day	1992

SEC CAREER

1.	229	Corliss Williamson	1993-95
2.	196	Ronnie Brewer	2004-06
3.	184	Rashad Madden	2012-15
4.	180	Moses Kingsley	2014-17
5.	171	Jonathon Modica	2003-06
6.	157	Kareem Reid	1996-99
7.	137	Michael Qualls	2013-15
	137	Marshawn Powell	2010-13
	137	Pat Bradley	1996-99
10.	130	Courtney Fortson	2009-10

FREE THROWS MADE LEADERS

Season	Player	FTM	FTA	Pct.
2016-17	Daryl Macon	136	157	.866
2015-16	Moses Kingsley	142	223	.637
2014-15	Michael Qualls	158	204	.775
2013-14	Marshawn Powell	119	145	.821
2012-13	Marshawn Powell	86	134	.642
2011-12	BJ Young	84	113	.743
2010-11	Rotnei Clarke	92	107	.860
2009-10	Courtney Fortson	104	137	.759
	Mike Washington	104	160	.650
2008-09	Mike Washington	103	171	.602
2007-08	Darian Townes	89	142	.627
2006-07	Charles Thomas	117	151	.755
2005-06	Ronnie Brewer	144	192	.750
2004-05	Ronnie Brewer	108	165	.655
2003-04	Jonathon Modica	111	142	.782
2002-03	Jonathon Modica	58	88	.659
2001-02	JJ Sullinger	72	100	.720
2000-01	Joe Johnson	68	91	.747
1999-00	Chris Walker	64	96	.667
1998-99	Kareem Reid	83	108	.769
1997-98	Kareem Reid	88	119	.739
1996-97	Kareem Reid	74	106	.698
1995-96	Kareem Reid	116	169	.686
1994-95	Corliss Williamson	203	304	.668
1993-94	Corliss Williamson	149	213	.700
1992-93	Darrell Hawkins	96	116	.828
1991-92	Todd Day	97	127	.764
1990-91	Todd Day	165	221	.747
1989-90	Todd Day	139	183	.760

Season	Player	FTM	FTA	Pct.
1988-89	Lenzie Howell	134	176	.761
1987-88	Ron Huery	82	113	.726
1986-87	Ron Huery	106	137	.774
1985-86	Mike Ratliff	94	126	.746
1984-85	Joe Kleine	185	257	.720
1983-84	Joe Kleine	163	211	.773
1982-83	Darrell Walker	152	238	.639
1981-82	Scott Hastings	131	177	.740
1980-81	Scott Hastings	139	189	.735
1979-80	Scott Hastings	125	160	.781
1978-79	Sidney Moncrief	212	248	.855
1977-78	Sidney Moncrief	203	256	.793
1976-77	Sidney Moncrief	117	171	.684
1975-76	Darryl Saulsberry	91	127	.717
1974-75	Robert Birden	65	71	.915
1973-74	Rickey Medlock *	87	95	.916
1972-73	Martin Terry	207	242	.855
1971-72	Martin Terry	207	261	.793
1970-71	Vernon Murphy	128	191	.670
1969-70	Robert McKenzie	95	145	.655
1968-69	Gary Stephens	82	127	.646
1967-68	Robert McKenzie	109	132	.826
1966-67	Tommy Rowland	117	168	.696
1965-66	Steve Rousseau	123	159	.774
1964-65	Steve Rousseau	88	112	.786
1963-64	Jim Magness	93	118	.788
1962-63	Tommy Boyer	147	161	.913
1961-62	Tommy Boyer	125	134	.933
1960-61	Pat Foster	113	137	.825

Season	Player	FTM	FTA	Pct.
1959-60	Clyde Rhoden	135	181	.746
1958-59	Clyde Rhoden	88	142	.620
1957-58	Fred Grim	86	102	.843
1956-57	Larry Grisham	89	113	.788
1955-56	Jerald Barnett	69	93	.742
1954-55	Norman Smith	92	127	.713
1953-54	Buddy Smith	71	102	.696
1952-53	Gene Lambert	96	145	.662
1951-52	Gene Lambert	57	86	.663
1950-51	Billy Hester	62	88	.705
1949-50	Jim Cathcart	63	108	.583

* Led the NCAA



GAME

1.	24	Martin Terry vs. Texas A&M	01/22/72
2.	23	Vernon Murphy vs. Oklahoma	01/05/71
3.	22	Corliss Williamson vs. Ole Miss	02/18/95
	22	Lawrence Stolzer vs. Ft. Chaffee	1957
5.	21	Martin Terry at Tulane	12/09/72
6.	19	Kareem Reid vs. Jackson St.	12/30/95
	19	Mario Credit vs. Ole Miss	12/13/88
8.	18	Courtney Fortson vs. Miss. St.	01/28/10
	18	Corliss Williamson at Kentucky	02/09/94
	18	Todd Day vs. Texas	01/25/90

SEASON

1.	304	Corliss Williamson	1995
2.	261	Martin Terry	1972
3.	257	Joe Kleine	1985
4.	256	Sidney Moncrief	1978
5.	248	Sidney Moncrief	1979
6.	242	Martin Terry	1973
7.	238	Darrell Walker	1983
8.	223	Moses Kingsley	2016
9.	221	Todd Day	1991
10.	213	Corliss Williamson	1994

CAREER

1.	752	Sidney Moncrief	1976-79
2.	668	Todd Day	1989-92
3.	615	Corliss Williamson	1993-95
4.	600	Scott Hastings	1979-82
5.	577	Joe Kleine	1983-85
6.	524	Darrell Walker	1981-83
7.	508	Moses Kingsley	2014-17
8.	503	Martin Terry	1972-73
9.	502	Kareem Reid	1996-99
10.	494	Ron Huery	1987-88, 90-91

SEC GAME


1.	22	Corliss Williamson vs. Ole Miss	02/18/95
2.	18	Courtney Fortson vs. Miss. St.	01/28/10
	18	Corliss Williamson at Kentucky	02/09/94
4.	17	Corliss Williamson at LSU	02/22/95
5.	16	Courtney Fortson at Georgia	02/03/10
	16	Corey Beck at Alabama	01/08/94
7.	15	Todd Day vs. LSU	03/03/92
8.	14	Moses Kingsley vs. Auburn	02/17/16
	14	Rashad Madden vs. Ole Miss	01/17/15
	14	Bobby Portis vs. Ole Miss	01/17/15
	14	Rashad Madden vs. LSU	02/15/14
	14	Ronnie Brewer at Auburn	01/21/06
	14	Vincent Hunter vs. Ole Miss	01/17/04

SEC SEASON

1.	158	Corliss Williamson	1995
2.	134	Moses Kingsley	2016
3.	123	Courtney Fortson	2010
4.	112	Michael Qualls	2015
5.	105	Ronnie Brewer	2006
6.	101	Moses Kingsley	2017
7.	98	Corliss Williamson	1994
8.	97	Rashad Madden	2014
9.	96	Ronnie Brewer	2005
10.	94	Todd Day	1992

SEC CAREER

1.	323	Corliss Williamson	1993-95
2.	287	Ronnie Brewer	2004-06
3.	280	Moses Kingsley	2014-17
4.	244	Jonathon Modica	2003-06
5.	223	Rashad Madden	2012-15
6.	210	Kareem Reid	1996-99
7.	207	Marshawn Powell	2010-13
8.	198	Michael Qualls	2013-15
9.	192	Corey Beck	1993-95
10.	188	Mike Washington	2007-10



Just over 28 percent of Sidney Moncrief's career points came at the free throw line, where he is the all-time leader in makes (588) and attempts (752).

FREE THROWS ATTEMPTED

Season	Player	FTM	FTA	Pct.
2016-17	Moses Kingsley	128	169	.757
2015-16	Moses Kingsley	142	223	.637
2014-15	Michael Qualls	158	204	.775
2013-14	Rashad Madden	119	145	.821
2012-13	Marshawn Powell	86	134	.642
2011-12	BJ Young	84	113	.743
2010-11	Delvon Johnson	75	126	.595
2009-10	Mike Washington	104	160	.650
2008-09	Mike Washington	103	171	.602
2007-08	Darian Townes	89	142	.627
2006-07	Charles Thomas	117	151	.775
2005-06	Ronnie Brewer	144	192	.750
2004-05	Ronnie Brewer	108	165	.655
2003-04	Jonathon Modica	111	142	.782
2002-03	Jonathon Modica	58	88	.659
2001-02	JJ Sullinger	72	100	.720
2000-01	Joe Johnson	68	91	.747
1999-00	Alonzo Lane	53	106	.500
1998-99	Derek Hood	75	110	.682
1997-98	Nick Davis	76	161	.472
1996-97	Kareem Reid	74	106	.698
1995-96	Kareem Reid	116	169	.686
1994-95	Corliss Williamson	203	304	.668
1993-94	Corliss Williamson	149	213	.700
1992-93	Corey Beck	82	122	.672
1991-92	Todd Day	97	127	.764
1990-91	Todd Day	165	221	.747
1989-90	Todd Day	139	183	.760
1988-89	Lenzie Howell	134	176	.761

Season	Player	FTM	FTA	Pct.
1987-88	Mario Credit	79	118	.669
1986-87	Ron Huery	106	137	.774
1985-86	Mike Ratliff	94	126	.746
1984-85	Joe Kleine	185	257	.720
1983-84	Joe Kleine	163	211	.773
1982-83	Darrell Walker	152	238	.639
1981-82	Scott Hastings	131	177	.740
1980-81	Scott Hastings	139	189	.735
1979-80	Scott Hastings	125	160	.781
1978-79	Sidney Moncrief	212	248	.855
1977-78	Sidney Moncrief	203	256	.793
1976-77	Sidney Moncrief	117	171	.684
1975-76	Daryll Saulsberry	91	127	.717
1974-75	Kent Allison	49	95	.516
1973-74	Rickey Medlock	87	95	.916
1972-73	Martin Terry	207	242	.855
1971-72	Martin Terry	207	261	.793
1970-71	Vernon Murphy	128	191	.670
1969-70	Robert McKenzie	95	145	.655
1968-69	Gary Stephens	82	127	.646
1967-68	Robert McKenzie	109	132	.826
1966-67	Tommy Rowland	117	168	.696
1965-66	Steve Rousseau	123	159	.774
1964-65	Steve Rousseau	88	112	.786
1963-64	Jim Magness	93	118	.788
1962-63	Tommy Boyer	147	161	.913
1961-62	Tommy Boyer	125	134	.933
1960-61	Pat Foster	113	137	.825
1959-60	Clyde Rhoden	135	181	.746

Season	Player	FTM	FTA	Pct.
1958-59	Clyde Rhoden	88	142	.620
1957-58	Fred Grim	86	102	.843
1956-57	Larry Grisham	89	113	.788
	Terry Day	75	113	.663
1955-56	Jerald Barnett	69	93	.742
1954-55	Pete Butler	87	139	.626
1953-54	Jerald Barnett	63	103	.612
1952-53	Gene Lambert	96	145	.662
1951-52	Walter Kearns	52	92	.565
1950-51	Billy Hester	62	88	.705
1949-50	Jim Cathcart	63	108	.583



» REBOUNDING AVERAGE

SEASON

1.	13.2	Dean Tolson (278 in 21 gms)	1974
2.	12.4	Dean Tolson (310 in 25 gms)	1973
3.	10.3#	Derek Hood (349 in 34 gms)	1999
4.	9.9	Dean Tolson (257 in 26 gms)	1972
5.	9.8#	Mike Washington (294 in 30 gms)	2009
	9.8#	Nick Davis (322 in 33 gms)	1998
7.	9.7	Ronnie Garner (233 in 24 gms)	1960
	9.7	Manuel Whitley (233 in 24 gms)	1956
9.	9.6	Sidney Moncrief (289 in 30 gms)	1979
10.	9.3	Moses Kingsley (299 in 32 gms)	2016
	9.3	Terry Day (224 in 24 gms)	1957

Led the SEC

CAREER

1.	11.7	Dean Tolson (845 in 72 gms)	1972-74
2.	8.3	Joe Kleine (806 in 97 gms)	1982-85
	8.3	Sidney Moncrief (1,015 in 122 gms)	1976-79
4.	8.2	Kent Allison (213 in 26 gms)	1975
5.	7.9	Bobby Portis (551 in 70 gms)	2014-15
6.	7.6	Derek Hood (1,002 in 131 gms)	1996-99
7.	7.2	James Eldridge (517 in 72 gms)	1968-70
8.	7.1	Corliss Williamson (647 in 91 gms)	1993-95
	7.1	Vernon Murphy (362 in 51 gms)	1971-72
10.	6.7	Clyde Rhoden (464 in 69 gms)	1959-61

SEC SEASON

1.	9.5	Derek Hood (152 in 16 gms)	1999
2.	9.3	Bobby Portis (168 in 18 gms)	2015
	9.3	Nick Davis (148 in 16 gms)	1998
4.	8.9	Michael Washington (142 in 16 gms)	2009
5.	8.3	Moses Kingsley (150 in 18 gms)	2016
	8.3	Patrick Beverley (133 in 16 gms)	2008
	8.3	Sunday Adebayo (83 in 10 gms)	1996
8.	7.8	Corliss Williamson (125 in 16 gms)	1994
	7.8	Derek Hood (125 in 16 gms)	1997
10.	7.7	Moses Kingsley (138 in 18 gms)	2017

SEC CAREER

1.	8.1	Bobby Portis (291 in 36 gms)	2014-15
2.	7.3	Derek Hood (468 in 64 gms)	1996-99
3.	6.9	Todd Day (110 in 16 gms)	1992
4.	6.8	Corliss Williamson (297 in 44 gms)	1993-95
5.	6.5	Oliver Miller (104 in 16 gms)	1992
6.	6.3	Patrick Beverley (202 in 32 gms)	2007-08
7.	6.0	Joe Johnson (181 in 30 gms)	2000-01
8.	5.8	Roosevelt Wallace (93 in 16 gms)	1992
9.	5.7	Marshawn Powell (287 in 50 gms)	2010-13
	5.7	Coty Clarke (205 in 36 gms)	2013-14



Dean Tolson averaged 11.7 rebounds over three seasons at Arkansas, highlighted by the top two single-season performances.

REBOUNDING AVERAGE LEADERS

Season	Player	Games	Reb.	Avg.
2016-17	Moses Kingsley	36	277	7.7
2015-16	Moses Kingsley	32	299	9.3
2014-15	Bobby Portis	36	321	8.9
2013-14	Bobby Portis	34	230	6.8
2012-13	Marshawn Powell	32	174	5.4
2011-12	Devonta Abron	32	135	4.2
2010-11	Delvon Johnson	31	223	7.2
2009-10	Marshawn Powell	32	215	6.7
2008-09	Michael Washington #	30	294	9.8
2007-08	Patrick Beverley	35	231	6.6
2006-07	Charles Thomas	35	195	5.7
2005-06	Darian Townes	32	164	5.1
2004-05	Ronnie Brewer	30	145	4.8
2003-04	Ronnie Brewer	28	153	5.5
2002-03	Dionisio Gomez	28	186	6.6
2001-02	Dionisio Gomez	28	139	5.0
2000-01	Joe Johnson	30	193	6.4
1999-00	Joe Johnson	23	132	5.7
1998-99	Derek Hood #	34	349	10.3
1997-98	Nick Davis #	33	322	9.8
1996-97	Derek Hood #	32	257	8.0
1995-96	Derek Hood	33	200	6.1
1994-95	Corliss Williamson	39	293	7.5
1993-94	Corliss Williamson	34	262	7.7
1992-93	Corliss Williamson	18	92	5.1
1991-92	Oliver Miller	34	261	7.7
1990-91	Oliver Miller	38	294	7.7
1989-90	Oliver Miller	35	219	6.3

Season	Player	Games	Reb.	Avg.
1988-89	Lenzie Howell	32	224	7.0
1987-88	Andrew Lang	30	218	7.3
1986-87	Andrew Lang	32	240	7.5
1985-86	Andrew Lang	26	168	6.5
1984-85	Joe Kleine	35	294	8.4
1983-84	Joe Kleine	32	293	9.2
1982-83	Joe Kleine	30	219	7.3
1981-82	Scott Hastings	29	175	6.0
1980-81	Scott Hastings	32	173	5.4
1979-80	Scott Hastings	29	194	6.7
1978-79	Sidney Moncrief	30	289	9.6
1977-78	Sidney Moncrief	36	278	7.7
1976-77	Sidney Moncrief	28	235	8.4
1975-76	Sidney Moncrief	28	213	7.6
1974-75	Kent Allison	26	213	8.2
1973-74	Dean Tolson	21	278	13.2
1972-73	Dean Tolson	25	310	12.4
1971-72	Dean Tolson	26	257	9.9
1970-71	Vernon Murphy	26	230	8.8
1969-70	Robert McKenzie	24	182	7.6
1968-69	James Eldridge	24	170	7.1
1967-68	Gary Stephens	24	182	7.6
1966-67	Tommy Rowland	23	206	8.9
1965-66	John Talkington	23	196	8.5
	J. D. McConnell	23	196	8.5
1964-65	J. D. McConnell	22	153	7.0
1963-64	Jim Magness	23	127	5.5
1962-63	Jim Wilson	24	181	7.5

Season	Player	Games	Reb.	Avg.
1961-62	Jim Wilson	24	158	6.6
1960-61	Ronnie Garner	23	180	7.8
1959-60	Ronnie Garner	24	233	9.7
1958-59	Jay Carpenter	24	211	8.8
1957-58	Harry Thompson	27	218	8.1
1956-57	Terry Day	24	224	9.3
1955-56	Manuel Whitley	24	233	9.7
1954-55	Pete Butler	24	173	7.2
1953-54	Raymond Shaw	23	138	6.0
1952-53	Walter Kearns	21	143	6.8

Led the SEC



Bobby Portis set a program freshman record with 230 rebounds in 2013-14 and followed it up with an Arkansas sophomore record 321 boards in 2014-15.

GAME

1.	23	Nick Davis vs. Jackson State	11/21/97
2.	22	Dean Tolson vs. Texas	1973
	22	Dean Tolson vs. Rice	1973
	22	Dean Tolson vs. TCU	02/12/72
5.	21	Dean Tolson vs. Rice	1973
	21	Dean Tolson vs. S. Illinois	12/30/72
	21	Doug Campbell vs. Rockhurst	1972
8.	20	Dean Tolson vs. Rice	02/09/74
	20	John Talkington vs. Texas	1966
10.	19	Dean Tolson 4 times, vs. Baylor	1974
		vs. Texas, 1974, vs. TCU, 1974, vs. Rice	1972

SEASON

1.	349	Derek Hood	1999
2.	322	Nick Davis	1998
3.	321	Bobby Portis	2015
4.	310	Dean Tolson	1973
5.	299	Moses Kingsley	2016
6.	294	Michael Washington	2009
	294	Oliver Miller	1991
	294	Joe Kleine	1985
9.	293	Corliss Williamson	1995
	293	Joe Kleine	1984

CAREER

1.	1,015	Sidney Moncrief	1976-79
2.	1,002	Derek Hood	1996-99
3.	886	Oliver Miller	1989-92
4.	845	Dean Tolson	1972-74
5.	806	Joe Kleine	1983-85
6.	768	Moses Kingsley	2014-17
7.	690	Andrew Lang	1985-88
8.	680	Scott Hastings	1979-82
9.	673	Todd Day	1989-92
10.	651	Mike Washington	2007-10

SEC GAME

1.	18	Mike Washington vs. Florida	03/12/09
2.	17	Dionisio Gomez vs. Georgia	01/18/03
	17	Derek Hood vs. Mississippi St.	03/06/99
	17	Nick Davis vs. Alabama	01/24/98
	17	Nick Davis at Auburn	01/21/98
6.	16	Steven Hill at Alabama	01/27/07
	16	Nick Davis at Georgia	02/25/96
	16	Corliss Williamson vs. Kentucky	03/12/94
	16	Todd Day at Tennessee	02/05/92
10.	15	Bobby Portis vs. LSU	03/07/15
	15	Patrick Beverley at LSU	01/26/08
	15	Charles Thomas at Georgia	03/05/06
	15	Mike Washington vs. Miss St.	01/10/09

SEC SEASON

1.	168	Bobby Portis	2015
2.	152	Derek Hood	1999
3.	150	Moses Kingsley	2016
4.	148	Nick Davis	1998
5.	142	Michael Washington	2009
6.	138	Moses Kingsley	2017
7.	133	Patrick Beverley	2008
8.	125	Corliss Williamson	1994
9.	123	Bobby Portis	2014
10.	112	Coty Clarke	2014

SEC CAREER

1.	468	Derek Hood	1996-99
2.	366	Moses Kingsley	2014-17
3.	315	Mike Washington	2007-10
4.	303	Darian Townes	2005-08
5.	297	Corliss Williamson	1993-95
6.	291	Bobby Portis	2014-15
7.	287	Marshawn Powell	2010-13
8.	262	Charles Thomas	2005-08
9.	261	Ronnie Brewer	2004-06
10.	258	Jonathon Modica	2003-06

REBOUND LEADERS

Season	Player	Games	Reb.	Avg.
2016-17	Moses Kingsley	36	277	7.7
2015-16	Moses Kingsley	32	299	9.3
2014-15	Bobby Portis	36	321	8.9
2013-14	Bobby Portis	34	230	6.8
2012-13	Marshawn Powell	32	174	5.4
2011-12	Devonta Abron	32	135	4.2
2010-11	Delvon Johnson	31	223	7.2
2009-10	Marshawn Powell	32	215	6.7
2008-09	Michael Washington	30	294	9.8
2007-08	Patrick Beverley	35	231	6.6
2006-07	Charles Thomas	35	195	5.7
2005-06	Darian Townes	32	164	5.1
2004-05	Ronnie Brewer	30	145	4.8
2003-04	Ronnie Brewer	28	153	5.5
2002-03	Dionisio Gomez	28	186	6.6
2001-02	Dionisio Gomez	28	139	5.0
2000-01	Joe Johnson	30	193	6.4
1999-00	Chris Walker	34	154	4.5
1998-99	Derek Hood	34	349	10.3
1997-98	Nick Davis	33	322	9.8
1996-97	Derek Hood	32	257	8.0
1995-96	Derek Hood	33	200	6.1
1994-95	Corliss Williamson	39	293	7.5
1993-94	Corliss Williamson	34	262	7.7
1992-93	Darrell Hawkins	31	140	4.5
1991-92	Oliver Miller	34	261	7.7
1990-91	Oliver Miller	38	294	7.7
1989-90	Oliver Miller	35	219	6.3

Season	Player	Games	Reb.	Avg.
1988-89	Lenzie Howell	32	224	7.0
1987-88	Andrew Lang	30	218	7.3
1986-87	Andrew Lang	32	240	7.5
1985-86	Andrew Lang	26	168	6.5
1984-85	Joe Kleine	35	294	8.4
1983-84	Joe Kleine	32	293	9.2
1982-83	Joe Kleine	30	219	7.3
1981-82	Scott Hastings	29	175	6.0
1980-81	Scott Hastings	32	173	5.4
1979-80	Scott Hastings	29	194	6.7
1978-79	Sidney Moncrief	30	289	9.6
1977-78	Sidney Moncrief	36	278	7.7
1976-77	Sidney Moncrief	28	235	8.4
1975-76	Sidney Moncrief	28	213	7.6
1974-75	Kent Allison	26	213	8.2
1973-74	Dean Tolson	21	278	13.2
1972-73	Dean Tolson	25	310	12.4
1971-72	Dean Tolson	26	257	9.9
1970-71	Vernon Murphy	26	230	8.8
1969-70	Robert McKenzie	24	182	7.6
1968-69	James Eldridge	24	170	7.1
1967-68	Gary Stephens	24	182	7.6
1966-67	Tommy Rowland	23	206	8.9
1965-66	John Talkington	23	196	8.5
	J. D. McConnell	23	196	8.5
1964-65	J. D. McConnell	22	153	7.0
1963-64	Jim Magness	23	127	5.5
1962-63	Jim Wilson	24	181	7.5

Season	Player	Games	Reb.	Avg.
1961-62	Jim Wilson	24	158	6.6
1960-61	Ronnie Garner	23	180	7.8
1959-60	Ronnie Garner	24	233	9.7
1958-59	Jay Carpenter	24	211	8.8
1957-58	Harry Thompson	24	218	9.1
1956-57	Terry Day	24	224	9.3
1955-56	Manuel Whitley	24	233	9.7
1954-55	Pete Butler	24	173	7.2
1953-54	Raymond Shaw	23	138	6.0
1952-53	Walter Kearns	21	143	6.8



» THREE-POINT FG PERCENTAGE



Scotty Thurman shot over 42 percent from long range each of his three seasons, making 80 or more threes each year.

GAME (MINIMUM 4 ATT.)

1.	1.000	Patrick Beverley vs. Auburn (6-6)	03/08/08
	1.000	Dusty Hannahs vs. Charleston S. (5-5)	11/20/15
	1.000	Mardracus Wade at Georgia (5-5)	02/08/12
	1.000	Sonny Weems at LSU (5-5)	01/26/08
	1.000	Anton Beard at Ole Miss (4-4)	02/14/15
	1.000	Anthlon Bell vs. Alabama State (4-4)	11/16/14
	1.000	Kikko Haydar at Michigan (4-4)	12/08/12
	1.000	Courtney Fortson at S. Alabama (4-4)	11/26/08
	1.000	Brandon Dean vs. Northwestern (La.) St. (4-4)	12/20/00
	1.000	Chris Walker vs. Mississippi St. (4-4)	01/22/00
	1.000	Chris Walker vs. UT Arlington (4-4)	12/22/99
	1.000	Jason Gilbert vs. Providence (4-4)	01/23/99
	1.000	Dwight Stewart vs. Georgetown (4-4)	03/20/94
	1.000	Arlyn Bowers vs. SMU (4-4)	01/14/89
	1.000	Lee Mayberry at Rice (4-4)	03/01/89

SEASON (MINIMUM 33 ATT.)

1.	.504	Lee Mayberry (65-129)	1990
2.	.490	Corey Beck (24-49)	1995
3.	.489	Arlyn Bowers (23-47)	1989
4.	.485	Mike Ratliff (16-33)	1987
5.	.477	Arlyn Bowers (41-86)	1991
6.	.476#	Mardracus Wade (70-147)	2012
7.	.458	Chris Walker (33-72)	1999
8.	.452	Darell Hawkins (19-42)	1993
9.	.446	Lee Mayberry (33-74)	1989
10.	.443	Joe Johnson (35-79)	2001

Led the SEC

CAREER (MINIMUM 300 ATT.)

1.	.432	Scotty Thurman (267-618)	1993-95
2.	.425	Jannero Pargo (168-395)	2001-02
3.	.424	Lee Mayberry (218-514)	1989-92
4.	.420	Rotnei Clarke (274-653)	2009-11
5.	.410	Dusty Hannahs (155-378)	2016-17
6.	.401	Al Dillard (138-344)	1994-95
7.	.400	Pat Bradley (366-915)	1996-99
8.	.384	Todd Day (226-588)	1989-92
9.	.382	Patrick Beverley (138-361)	2007-08
10.	.369	Anthlon Bell (237-642)	2013-16

SEC GAME (MINIMUM 4 ATT.)

1.	1.000	Patrick Beverley (6-6) vs. Auburn	03/08/08
	1.000	Mardracus Wade (5-5) at Georgia	02/08/12
	1.000	Sonny Weems (5-5) at LSU	01/26/08
	1.000	Anton Beard at Ole Miss (4-4)	02/14/15
	1.000	Chris Walker at Mississippi St. (4-4)	02/12/00

SEC SEASON (MIN. 50 ATT.)

1.	.474	Rotnei Clarke (45-95)	2011
2.	.465	Al Dillard (33-71)	1995
3.	.460	Anthlon Bell (52-113)	2016
4.	.451	Teddy Gipson (23-51)	2000
5.	.447	Patrick Beverley (38-85)	2008
6.	.440	Joe Johnson (22-50)	2000
7.	.439	Dusty Hannahs (47-107)	2016
	.439	Scotty Thurman (47-107)	1995
9.	.438	Mardracus Wade (32-73)	2012
10.	.437	Jannero Pargo (52-119)	2002

SEC CAREER (MIN. 75 ATT.)

1.	.436	Lee Mayberry (34-78)	1992
2.	.433	Joe Johnson (39-90)	2000-01
3.	.429	Dusty Hannahs (90-210)	2016-17
4.	.429	Scotty Thurman (130-303)	1993-95
5.	.425	Patrick Beverley (77-181)	2007-08
6.	.421	Jannero Pargo (93-221)	2001-02
7.	.418	Chris Walker (46-110)	1997-00
	.418	Robert Shepherd (33-79)	1992-93
9.	.408	Todd Day (40-98)	1992
10.	.405	Rotnei Clarke (136-336)	2009-11

THREE-POINT PCT. LEADERS (MINIMUM 50 ATTEMPTS)

Season	Player	3PTM	3PTA	Pct.
2016-17	Daryl Macon	65	168	.387
	Dusty Hannahs	74	191	.387
2015-16	Anthlon Bell	89	202	.441
2014-15	Rashad Madden	46	122	.377
2013-14	Coty Clarke	25	58	.431
2012-13	Kikko Haydar	27	69	.391
2011-12	Mardracus Wade #	70	147	.476
2010-11	Rotnei Clarke	91	208	.438
2009-10	Rotnei Clarke #	100	234	.427
2008-09	Rotnei Clarke	83	211	.393
2007-08	Patrick Beverley	65	172	.378
2006-07	Patrick Beverley	73	189	.386
2005-06	Jonathon Modica	55	157	.350
2004-05	Jonathon Modica	30	70	.429
2003-04	Billy Pharis	25	66	.379
2002-03	Jonathon Modica	31	86	.360
2001-02	Jannero Pargo	95	220	.432
2000-01	Joe Johnson	35	79	.443
1999-00	TJ Cleveland	49	118	.415
1998-99	Chris Walker	33	72	.458
1997-98	Pat Bradley	93	242	.384
1996-97	Pat Bradley	98	230	.426
1995-96	Pat Bradley	82	198	.414
1994-95	Scotty Thurman #	102	239	.427
1993-94	Scotty Thurman	85	198	.429
1992-93	Scotty Thurman	80	181	.442

Led the SEC



GAME

1.	13#	Rotnei Clarke vs. Alcorn St.	11/13/09
2.	12	Al Dillard vs. Delaware St.	12/11/93
3.	10	Rotnei Clarke vs. East Tenn. St.	11/27/09
	10	Pat Bradley vs. North Texas	12/30/98
5.	9	Lee Mayberry vs. LSU	03/03/92
6.	8	Dusty Hannahs vs. Miss. State	01/09/16
	8	Pat Bradley vs. Troy	12/10/96
8.	7	Seven times by five players	

(Last: Anthlon Bell vs. Ole Miss, 03/05/14)

SEC Record

SEASON

1.	102	Scotty Thurman	1995
2.	100	Rotnei Clarke	2010
3.	98	Pat Bradley	1997
4.	95	Jannero Pargo	2002
5.	93	Pat Bradley	1998
	93	Pat Bradley	1999
7.	91	Rotnei Clarke	2011
8.	89	Anthlon Bell	2016
9.	85	Scotty Thurman	1994
10.	83	Rotnei Clarke	2009

CAREER

1.	366	Pat Bradley	1996-99
2.	274	Rotnei Clarke	2009-11
3.	267	Scotty Thurman	1993-95
4.	237	Anthlon Bell	2013-16
5.	226	Todd Day	1989-92
6.	218	Lee Mayberry	1989-92
7.	168	Jannero Pargo	2001-02
8.	160	Eric Ferguson	2003-06
9.	155	Dusty Hannahs	2016-17
10.	153	Jonathon Modica	2003-06

SEC GAME

1.	9	Lee Mayberry vs. LSU	03/03/92
2.	8	Dusty Hannahs vs. Miss. State	01/09/16
	8	Tarik Wallace vs. Auburn	02/21/98
4.	7	Anthlon Bell vs. Ole Miss	03/05/14
	7	Jannero Pargo at Miss. St.	02/27/02
	7	Jannero Pargo at Alabama	01/30/02
	7	Jannero Pargo at Florida	01/26/02
	7	Todd Day vs. Auburn	01/04/92
	7	Scotty Thurman at Auburn	01/14/95
	7	Pat Bradley vs. South Carolina	02/18/98
	7	Pat Bradley vs. South Carolina	03/08/96

SEC SEASON

1.	52	Anthlon Bell	2016
	52	Jannero Pargo	2002
3.	47	Dusty Hannahs	2016
	47	Scotty Thurman	1995
	47	Pat Bradley	1998
6.	46	Rotnei Clarke	2009
7.	45	Rotnei Clarke	2011
	45	Rotnei Clarke	2010
9.	44	Pat Bradley	1997
	44	Scotty Thurman	1993

SEC CAREER

1.	159	Pat Bradley	1996-99
2.	136	Rotnei Clarke	2009-11
3.	130	Scotty Thurman	1993-95
4.	120	Anthlon Bell	2013-16
5.	94	Jonathon Modica	2003-06
6.	93	Jannero Pargo	2001-02
7.	90	Dusty Hannahs	2016-17
8.	84	Eric Ferguson	2003-06
9.	77	Patrick Beverley	2007-08
10.	76	Brandon Dean	1999-02



Anthlon Bell tied a program record in 2015-16 with 52 three-pointers made in SEC play and joined Pat Bradley as the only Arkansas player to lead the team in threes four times.

THREE-POINT FGS MADE LEADERS

Season	Player	3PTM	3PTA	Pct.
2016-17	Dusty Hannahs	74	191	.387
2015-16	Anthlon Bell	89	202	.441
2014-15	Anthlon Bell	65	185	.351
2013-14	Anthlon Bell	50	151	.331
	Rashad Madden	50	125	.400
2012-13	Anthlon Bell	33	104	.317
2011-12	Mardracus Wade	70	147	.476
2010-11	Rotnei Clarke	91	208	.438
2009-10	Rotnei Clarke	100	234	.427
2008-09	Rotnei Clarke	83	211	.393
2007-08	Patrick Beverley	65	172	.378
2006-07	Patrick Beverley	73	189	.386
2005-06	Jonathon Modica	55	157	.350
2004-05	Eric Ferguson	44	119	.370
2003-04	Jonathon Modica	37	114	.325
2002-03	Eric Ferguson	46	150	.307
2001-02	Jannero Pargo	95	220	.432
2000-01	Jannero Pargo	73	175	.417
1999-00	TJ Cleveland	49	118	.415
1998-99	Pat Bradley	93	245	.380
1997-98	Pat Bradley	93	242	.384
1996-97	Pat Bradley	98	230	.426
1995-96	Pat Bradley	82	198	.414
1994-95	Scotty Thurman	102	239	.427
1993-94	Scotty Thurman	85	198	.429
1992-93	Scotty Thurman	80	181	.442

Season	Player	3PTM	3PTA	Pct.
1991-92	Lee Mayberry	63	162	.389
1990-91	Todd Day	67	189	.354
1989-90	Todd Day	71	176	.403
1988-89	Lee Mayberry	33	74	.446
	Keith Wilson	33	116	.284
1987-88	Tim Scott	41	116	.353
1986-87	Tim Scott	53	162	.327



» THREE-POINT FGS ATTEMPTED

GAME

1.	24 #	Pat Bradley vs. North Texas	12/30/98
2.	22	Al Dillard vs. Delaware St.	12/11/93
3.	17	Rotnei Clarke vs. Alcorn St.	11/13/09
	17	Rotnei Clarke vs. East Tenn. St.	11/27/09
5.	14	Stef Welsh vs. Ole Miss	03/04/09
	14	Jannero Pargo at Alabama	01/30/02
	14	Pat Bradley vs. Miss. St.	03/06/99
8.	13	Seven times by five players	

(Last: Dusty Hannahs vs. Miss. State, 01/09/16)

SEC Record

SEASON

1.	245	Pat Bradley	1999
2.	242	Pat Bradley	1998
3.	239	Scotty Thurman	1995
4.	234	Rotnei Clarke	2010
5.	230	Pat Bradley	1997
6.	220	Jannero Pargo	2002
7.	211	Rotnei Clarke	2009
8.	208	Rotnei Clarke	2011
9.	202	Anthlon Bell	2016
	202	Tarik Wallace	1998

CAREER

1.	915	Pat Bradley	1996-99
2.	653	Rotnei Clarke	2009-11
3.	642	Anthlon Bell	2013-16
4.	618	Scotty Thurman	1993-95
5.	588	Todd Day	1989-92
6.	514	Lee Mayberry	1989-92
7.	480	Eric Ferguson	2003-06
8.	452	Stef Welsh	2007-10
9.	431	Brandon Dean	1999-02
10.	427	Jonathon Modica	2003-06

SEC GAME


1.	14	Stef Welsh vs. Ole Miss	03/04/09
	14	Jannero Pargo at Alabama	01/30/02
	14	Pat Bradley vs. Miss. St.	03/06/99
4.	13	Dusty Hannahs vs. Miss. St.	01/09/16
	13	Tarik Wallace at Kentucky	01/17/98
	13	Scotty Thurman at Auburn	01/14/95
	13	Scotty Thurman at LSU	03/02/94
	13	Scotty Thurman vs. Ole Miss	01/06/93
9.	12	Rotnei Clarke at LSU	02/24/10
	12	Rotnei Clarke vs. Vanderbilt	02/27/10
	12	Rotnei Clarke vs. Ole Miss	03/04/09
	12	Stef Welsh vs. Auburn	01/24/09
	12	Lee Mayberry vs. LSU	03/03/92

SEC SEASON

1.	121	Rotnei Clarke	2009
2.	120	Rotnei Clarke	2010
3.	119	Jannero Pargo	2002
	119	Pat Bradley	1998
5.	117	Pat Bradley	1997
6.	113	Anthlon Bell	2016
7.	107	Dusty Hannahs	2016
	107	Scotty Thurman	1995
9.	106	Pat Bradley	1996
10.	103	Dusty Hannahs	2017

SEC CAREER

1.	429	Pat Bradley	1996-99
2.	336	Rotnei Clarke	2009-11
3.	326	Anthlon Bell	2013-16
4.	303	Scotty Thurman	1993-95
5.	266	Eric Ferguson	2003-06
6.	263	Jonathon Modica	2003-06
7.	223	Brandon Dean	1999-02
8.	221	Jannero Pargo	2001-02
9.	217	Stef Welsh	2007-10
10.	210	Dusty Hannahs	2016-17




Pat Bradley ranks fifth all-time with 1,765 career points, taking 65 percent of his field goal attempts from three-point land.

THREE-POINT FIELD GOALS ATTEMPTED LEADERS

Season	Player	3PTM	3PTA	Pct.
2016-17	Dusty Hannahs	74	191	.387
2015-16	Anthlon Bell	89	202	.441
2014-15	Anthlon Bell	65	185	.351
2013-14	Anthlon Bell	50	151	.331
2012-13	BJ Young	25	110	.227
2011-12	Mardracus Wade	70	147	.476
2010-11	Rotnei Clarke	91	208	.438
2009-10	Rotnei Clarke	100	234	.427
2008-09	Rotnei Clarke	83	211	.393
2007-08	Patrick Beverley	65	172	.378
2006-07	Patrick Beverley	73	189	.386
2005-06	Jonathon Modica	55	157	.350
2004-05	Eric Ferguson	44	119	.370
2003-04	Jonathon Modica	37	114	.325
2002-03	Eric Ferguson	46	150	.307
2001-02	Jannero Pargo	95	220	.432
2000-01	Jannero Pargo	73	175	.417
1999-00	Chris Walker	44	119	.370
1998-99	Pat Bradley	93	245	.380

Season	Player	3PTM	3PTA	Pct.
1997-98	Pat Bradley	93	242	.384
1996-97	Pat Bradley	98	230	.426
1995-96	Pat Bradley	82	198	.414
1994-95	Scotty Thurman	102	239	.427
1993-94	Scotty Thurman	85	198	.429
1992-93	Scotty Thurman	80	181	.442
1991-92	Lee Mayberry	63	162	.389
1990-91	Todd Day	67	189	.354
1989-90	Todd Day	71	176	.403
1988-89	Keith Wilson	33	116	.284
1987-88	Tim Scott	41	116	.353
1986-87	Tim Scott	53	162	.327



Kareem Reid is the only player in program history to lead Arkansas in assists four straight years, while his 749 assists rank second in SEC history.

GAME

1.	15	Dontell Jefferson vs. Portland St.	11/18/05
	15	Kareem Reid vs. Jackson St.	11/22/96
3.	14	Kareem Reid vs. North Texas	12/30/98
	14	Kareem Reid vs. Troy	12/10/96
	14	Kareem Reid at LSU	03/02/96
6.	13	Lee Mayberry vs. Texas A&M	01/23/91
7.	12	Jabril Durham vs. Miss. St.	01/09/16
	12	Kareem Reid vs. Florida	01/03/96
	12	Oliver Miller at LSU	01/11/92
	12	Keith Wilson vs. Loyola-Marymount	03/16/89

SEASON

1.	219	Kareem Reid	1996
2.	209	Lee Mayberry	1991
3.	207	Corey Beck	1995
4.	204	Jabril Durham	2016
5.	202	Lee Mayberry	1992
6.	191	Alvin Robertson	1984
7.	183#	Kareem Reid	1997
	183	Lee Mayberry	1990
9.	181	Kareem Reid	1999
10.	172	Courtney Fortson	2009

Led the SEC

CAREER

1.	749	Kareem Reid	1996-99
2.	729	Lee Mayberry	1989-92
3.	483	Corey Beck	1993-95
4.	379	Eric Ferguson	2003-06
5.	370	Rashad Madden	2012-15
6.	351	Ron Huery	1987-88, 90-91
7.	341	Alvin Robertson	1982-84
8.	319	Todd Day	1989-92
9.	303	Gary Ervin	2007-08
	303	Keith Wilson	1987-89

SEC GAME

1.	14	Kareem Reid at LSU	03/02/96
2.	12	Jabril Durham vs. Miss. St.	01/09/16
	12	Kareem Reid vs. Florida	01/03/96
	12	Oliver Miller at LSU	01/11/92
5.	11	Jabril Durham vs. S. Carolina	03/05/16
	11	Courtney Fortson vs. Florida	01/21/10
	11	Gary Ervin vs. Alabama	01/06/07
8.	10	Seven times	

(Last: Jabril Durham vs. Auburn, 02/17/16)

SEC SEASON

1.	107	Kareem Reid	1996
2.	103	Jabril Durham	2016
3.	95	Courtney Fortson	2010
4.	93	Lee Mayberry	1992
5.	88	Gary Ervin	2007
6.	87	Corey Beck	1994
7.	84	Corey Beck	1995
8.	80	Rashad Madden	2015
9.	77	Courtney Fortson	2009
10.	75	Kareem Reid	1997
	75	Kareem Reid	1998

SEC CAREER

1.	326	Kareem Reid	1996-99
2.	231	Corey Beck	1993-95
3.	207	Eric Ferguson	2003-06
4.	194	Rashad Madden	2012-15
5.	172	Courtney Fortson	2009-10
6.	154	Ronnie Brewer	2004-06
7.	150	Gary Ervin	2007-08
8.	118	Jabril Durham	2015-16
9.	115	Scotty Thurman	1993-95
10.	112	TJ Cleveland	1999-02

ASSIST LEADERS

Season	Player	Games	Assists	Avg.
2016-17	Daryl Macon	36	80	2.22
2015-16	Jabril Durham	32	204	6.37
2014-15	Rashad Madden	36	164	4.55
2013-14	Rashad Madden	33	91	2.75
2012-13	BJ Young	31	105	3.39
2011-12	Julysses Nobles	32	99	3.09
2010-11	Julysses Nobles	31	92	2.97
2009-10	Courtney Fortson	18	103	5.72
2008-09	Courtney Fortson	29	172	5.93
2007-08	Gary Ervin	35	134	3.83
2006-07	Gary Ervin	35	169	4.83
2005-06	Dontell Jefferson	32	142	4.44
2004-05	Eric Ferguson	30	128	4.27
2003-04	Ronnie Brewer	28	94	3.36
2002-03	Eric Ferguson	28	91	3.25
2001-02	Jannero Pargo	29	96	3.31
2000-01	TJ Cleveland	31	83	2.68
1999-00	TJ Cleveland	26	76	2.92
1998-99	Kareem Reid	34	181	5.32
1997-98	Kareem Reid	32	166	5.18

Season	Player	Games	Assists	Avg.
1996-97	Kareem Reid #	32	183	5.72
1995-96	Kareem Reid	33	219	6.64
1994-95	Corey Beck	39	207	5.31
1993-94	Corey Beck	34	169	4.97
1992-93	Corey Beck	30	107	3.57
1991-92	Lee Mayberry	34	202	5.94
1990-91	Lee Mayberry	38	209	5.50
1989-90	Lee Mayberry	35	183	5.23
1988-89	Keith Wilson	32	138	4.31
1987-88	Keith Wilson	28	80	2.86
1986-87	Ron Huery	33	89	2.70
1985-86	Scott Rose	24	60	2.50
1984-85	William Mills	32	143	4.47
1983-84	Alvin Robertson	32	191	5.97
1982-83	Alvin Robertson	28	101	3.61
1981-82	Darrell Walker	29	101	3.48
1980-81	Darrell Walker	31	103	3.32
1979-80	Alan Zahn	29	74	2.55
1978-79	Sidney Moncrief	30	80	2.67
1977-78	Jim Counce	36	119	3.31

Led the SEC



» BLOCKED SHOTS



As a junior in 1990-91, Oliver Miller set a program single-season record with 112 blocks and also passed out over 100 assists.

GAME

1.	10	Steven Hill vs. Texas St.	12/06/05
	10	Oliver Miller at Texas	02/04/90
3.	9	Oliver Miller vs. Louisiana Tech	12/05/90
	9	Oliver Miller vs. S. Alabama	12/11/90
5.	8	Moses Kingsley vs. TN Tech	12/12/15
	8	Delvon Johnson vs. Seton Hall	12/08/10
	8	Steven Hill vs. UTPA	12/30/05
	8	Andrew Lang vs. Texas Tech	02/07/87
	8	Andrew Lang vs. Rice	01/14/87
10.	7	12 times by seven players	

(Last: Moses Kingsley vs. Fort Wayne, 11/11/16)

SEASON

1.	112	Oliver Miller	1991
2.	99	Steven Hill	2007
3.	93#	Moses Kingsley	2017
4.	91	Delvon Johnson	2011
	91	Steven Hill	2006
6.	88	Oliver Miller	1992
7.	85	Oliver Miller	1990
	85	Andrew Lang	1987
9.	80	Nick Davis	1998
10.	79	Andrew Lang	1988

Led the SEC

CAREER

1.	345	Oliver Miller	1989-92
2.	318	Steven Hill	2005-08
3.	256	Moses Kingsley	2014-17
4.	252	Andrew Lang	1985-88
5.	194	Darian Townes	2005-08
6.	130	Nick Davis	1996-98
7.	111	Hunter Mickelson	2011-13
	111	Larry Satchell	2000-03
9.	107	Delvon Johnson	2010-11
	107	Mike Washington	2007-10

SEC GAME

1.	7	Hunter Mickelson vs. LSU	01/14/12
	7	Delvon Johnson vs. Georgia	02/02/11
	7	Steven Hill at Alabama	01/18/06
	7	Nick Davis vs. Miss. St.	01/31/98
5.	6	Bobby Portis at LSU	02/01/14
	6	Steven Hill vs. LSU	01/11/06
	6	Nick Davis vs. Tennessee	03/06/98
	6	Nick Davis vs. Tennessee	02/14/98
9.	5	13 times by nine players	

(Last: Moses Kingsley at LSU 02/11/17)

SEC SEASON

1.	50	Steven Hill	2007
2.	46	Steven Hill	2006
3.	44	Nick Davis	1998
4.	41	Moses Kingsley	2017
	41	Steven Hill	2008
6.	40	Moses Kingsley	2016
	40	Oliver Miller	1992
8.	35	Bobby Portis	2014
	35	Delvon Johnson	2011
10.	34	Bobby Portis	2015

SEC CAREER

1.	153	Steven Hill	2005-08
2.	123	Moses Kingsley	2014-17
3.	75	Darian Townes	2005-08
4.	74	Larry Satchell	2000-03
5.	69	Bobby Portis	2014-15
6.	65	Nick Davis	1996-98
7.	54	Hunter Mickelson	2012-13
8.	53	Mike Washington	2007-10
9.	52	Marshawn Powell	2010-13
10.	46	Lee Wilson	1994-97

BLOCKS LEADERS

Season	Player	Games	Blocks	Avg.
2016-17	Moses Kingsley #	36	93	2.58
2015-16	Moses Kingsley	32	76	2.37
2014-15	Bobby Portis	36	50	1.39
2013-14	Bobby Portis	34	54	1.58
2012-13	Hunter Mickelson	32	39	1.22
2011-12	Hunter Mickelson	32	72	2.25
2010-11	Delvon Johnson	31	91	2.94
2009-10	Marshawn Powell	32	42	1.31
2008-09	Mike Washington	30	39	1.30
2007-08	Steven Hill	35	74	2.11
2006-07	Steven Hill	35	99	2.83
2005-06	Steven Hill	32	91	2.84
2004-05	Steven Hill	30	54	1.80
2003-04	Rashard Sullivan	26	28	1.08
2002-03	Larry Satchell	24	29	1.21
2001-02	Larry Satchell	26	20	0.78
2000-01	Larry Satchell	31	45	1.50
1999-00	Alonzo Lane	34	34	1.00
1998-99	Chris Jefferies	34	46	1.35
1997-98	Nick Davis	33	80	2.42
1996-97	Nick Davis	27	31	1.15
1995-96	Lee Wilson	33	32	0.97

Season	Player	Games	Blocks	Avg.
1994-95	Corliss Williamson	39	33	0.85
1993-94	Corliss Williamson	34	39	1.15
1992-93	Corliss Williamson	18	22	1.22
1991-92	Oliver Miller	34	88	2.59
1990-91	Oliver Miller	38	112	2.95
1989-90	Oliver Miller	35	85	2.43
1988-89	Oliver Miller	30	60	2.00
1987-88	Andrew Lang	30	79	2.63
1986-87	Andrew Lang	32	85	2.66
1985-86	Andrew Lang	26	65	2.50
1984-85	Andrew Lang	33	23	0.70
1983-84	Joe Kleine	32	21	0.66
1982-83	Darrell Walker	30	11	0.37
1981-82	Scott Hastings	29	23	0.79
1980-81	Darrell Walker	31	28	0.90
1979-80	Scott Hastings	29	17	0.59
1978-79	U.S. Reed	30	19	0.63
	Steve Schall	30	19	0.63
1977-78	Steve Schall	36	47	1.31

Led the SEC

GAME

1.	9	Robert Shepherd at Arizona	12/06/92
2.	8	Clint McDaniel vs. Florida A&M	12/21/94
	8	Darrell Hawkins vs. Holy Cross	03/18/93
	8	Keith Wilson vs. Rice	1989
	8	Alvin Robertson vs. Virginia	03/18/84
	8	Alvin Robertson vs. Purdue	03/19/83
	8	Todd Day at Texas A&M	02/23/91
8.	7	Todd Day vs. Vanderbilt	02/12/92
	7	TJ Cleveland vs. LSU	03/11/00
	7	Ronnie Brewer vs. UL Monroe	12/31/04

SEASON

1.	102^	Clint McDaniel	1995
2.	100	Lee Mayberry	1991
3.	97	Keith Wilson	1989
4.	92	Alvin Robertson	1984
5.	88	Alvin Robertson	1983
6.	87#	Robert Shepherd	1993
7.	85	Todd Day	1991
8.	84	Darrell Walker	1983
9.	83	Ronnie Brewer	2006
10.	82	Todd Day	1990

^ SEC Record
Led the SEC

CAREER

1.	291	Lee Mayberry	1989-92
2.	271	Todd Day	1989-92
3.	251	Kareem Reid	1996-99
4.	230	Darrell Walker	1981-83
5.	226	TJ Cleveland	1999-02
	226	Clint McDaniel	1992-95
7.	217	Alvin Robertson	1982-84
8.	216	Ronnie Brewer	2004-06
9.	207	Ron Huery	1987-88, 90-91
10.	188	Keith Wilson	1987-89

SEC GAME

1.	7	TJ Cleveland vs LSU	03/11/00
	7	Todd Day vs. Vanderbilt	02/12/92
3.	6	Jabril Durham vs. Miss. St.	01/09/16
	6	Marshawn Powell vs. Vanderbilt	01/12/13
	6	Ronnie Brewer vs. Florida	02/28/04
	6	Clint McDaniel vs. Ole Miss	02/18/95
	6	Clint McDaniel vs. Ole Miss	1994
	6	Todd Day vs. LSU	1992
	6	Lee Mayberry vs. Vanderbilt	02/12/92
10.	5	Nine times by six players	

(Last: Bobby Portis at LSU, 02/01/14)

SEC SEASON

1.	45	Robert Shepherd	1993
2.	43	Todd Day	1992
3.	38	Ronnie Brewer	2004
4.	36	Ronnie Brewer	2005
	36	Lee Mayberry	1992
	36	Clint McDaniel	1995
7.	35	Corey Beck	1994
8.	33	Kareem Reid	1997
9.	32	Mardracus Wade	2013
10.	31	Kareem Reid	1996

SEC CAREER

1.	121	Kareem Reid	1996-99
2.	103	Ronnie Brewer	2004-06
3.	91	TJ Cleveland	1999-02
4.	90	Brandon Dean	1999-02
5.	87	Eric Ferguson	2003-06
	87	Clint McDaniel	1992-95
7.	81	Mardracus Wade	2011-14
8.	75	Corey Beck	1993-95
9.	72	Pat Bradley	1996-99
10.	71	Robert Shepherd	1992-93



One of two players in program history with 50 or more steals four straight years, Lee Mayberry was the first Razorback with 100 in a season in 1990-91.

STEAL LEADERS

Season	Player	Games	Steals	Avg.
2016-17	Manuale Watkins	36	45	1.25
2015-16	Jabril Durham	32	52	1.62
2014-15	Bobby Portis	36	39	1.08
2013-14	Coty Clarke	34	51	1.50
2012-13	Mardracus Wade	32	54	1.69
2011-12	Mardracus Wade	32	49	1.53
	Julysses Nobles	32	49	1.53
2010-11	Julysses Nobles	31	35	1.13
2009-10	Rotnei Clarke	31	36	1.13
2008-09	Courtney Fortson	29	33	1.14
2007-08	Sonny Weems	34	45	1.32
2006-07	Patrick Beverley	35	61	1.74
2005-06	Ronnie Brewer #	32	83	2.59
2004-05	Ronnie Brewer	30	76	2.53
2003-04	Ronnie Brewer	28	57	2.04
2002-03	Eric Ferguson	28	52	1.86
2001-02	TJ Cleveland	29	56	1.93
2000-01	TJ Cleveland	31	61	1.97
1999-00	TJ Cleveland	26	70	2.70
1998-99	Kareem Reid	34	57	1.68
1997-98	Kareem Reid	32	61	1.91
1996-97	Kareem Reid	32	68	2.13


Season	Player	Games	Steals	Avg.
1995-96	Kareem Reid	33	65	1.97
1994-95	Clint McDaniel ^	37	102	2.76
1993-94	Corey Beck	34	68	2.00
1992-93	Robert Shepherd #	31	87	2.81
1991-92	Lee Mayberry	34	75	2.21
1990-91	Lee Mayberry	38	100	2.63
1989-90	Todd Day	35	82	2.34
1988-89	Keith Wilson	32	97	3.03
1987-88	Tim Scott	30	52	1.73
1986-87	Ron Huery	33	59	1.79
1985-86	Byron Irvin	28	31	1.11
1984-85	Charles Balentine	35	45	1.29
1983-84	Alvin Robertson	32	92	2.88
1982-83	Alvin Robertson	28	88	3.14
1981-82	Darrell Walker	29	67	2.31
1980-81	Darrell Walker	31	79	2.55
1979-80	U.S. Reed	29	36	1.24
1978-79	Sidney Moncrief	30	44	1.47
1977-78	Ron Brewer	36	77	2.14

^ SEC Record
Led the SEC




» CLASS RECORDS


Category	Freshman	Sophomore	Junior	Senior
Scoring Average.....	Scotty Thurman.....	Corliss Williamson.....	Martin Terry.....	Martin Terry
.....	17.4, 1993.....	20.4, 1994.....	24.3, 1972.....	28.3, 1973
Points.....	Scotty Thurman.....	Corliss Williamson.....	Todd Day.....	Joe Kleine
.....	540, 1993.....	695, 1994.....	786, 1991.....	773, 1985
FG Percentage.....	Charles Balentine.....	Sidney Moncrief.....	Oliver Miller.....	Steven Hill
.....	.889, 1982.....	.649, 1977.....	.704, 1991.....	.678, 2008
FG Made.....	Scotty Thurman.....	Corliss Williamson.....	Corliss Williamson.....	Joe Kleine
.....	204, 1993.....	273, 1994.....	283, 1995.....	294, 1985
FG Attempted.....	Scotty Thurman.....	Todd Day.....	Todd Day.....	Martin Terry
.....	439, 1993.....	483, 1990.....	586, 1991.....	508, 1793
FT Percentage.....	Rotnei Clarke.....	Charles Tatum.....	Tommy Boyer.....	Rickey Medlock
.....	.935, 2009.....	.952, 2001.....	.933, 1962.....	.939, 1975
FT Made.....	Kareem Reid.....	Corliss Williamson.....	Martin Terry.....	Sidney Moncrief
.....	116, 1996.....	149, 1994.....	207, 1972.....	212, 1979
FT Attempted.....	Kareem Reid.....	Corliss Williamson.....	Corliss Williamson.....	Joe Kleine
.....	169, 1996.....	213, 1994.....	304, 1995.....	257, 1985
Rebounding Average.....	Sidney Moncrief.....	Dean Tolson.....	Dean Tolson.....	Dean Tolson
.....	7.6, 1976.....	9.9, 1972.....	12.4, 1973.....	13.2, 1974
Rebounds.....	Bobby Portis.....	Bobby Portis.....	Dean Tolson.....	Derek Hood
.....	230, 2014.....	321, 2015.....	310, 1973.....	349, 1999
3pt Percentage.....	C.J. Jones.....	Lee Mayberry.....	Chris Walker.....	Corey Beck
.....	500, 2017.....	504, 1990.....	458, 1999.....	490, 1995
3pt Made.....	Rotnei Clarke.....	Rotnei Clarke.....	Scotty Thurman.....	Jannero Pargo
.....	83, 2009.....	100, 2010.....	102, 1995.....	95, 2002
3pt Attempted.....	Rotnei Clarke.....	Rotnei Clarke.....	Pat Bradley.....	Pat Bradley
.....	211, 2009.....	234, 2010.....	242, 1998.....	245, 1999
Assists.....	Kareem Reid.....	Lee Mayberry.....	Lee Mayberry.....	Corey Beck
.....	219, 1996.....	183, 1990.....	209, 1991.....	207, 1995
Blocks.....	Hunter Mickelson.....	Steven Hill.....	Oliver Miller.....	Moses Kingsley
.....	72, 2012.....	91, 2006.....	112, 1991.....	93, 2017
Steals.....	Kareem Reid.....	Todd Day.....	Lee Mayberry.....	Clint McDaniel
.....	65, 1996.....	82, 1990.....	100, 1991.....	102, 1995



Scotty Thurman owns four freshman class records including scoring average at 17.4 per game in 1993.



Corliss Williamson's dominant sophomore season gave him five Arkansas class records.



Joe Kleine scored 773 points as a senior and also holds senior records for free throws attempted and field goals made.



POINTS

Game:	166 vs. U.S. International	12/09/89
Season:	*3,783	1991
SEC Game:	117 vs. Auburn	01/15/94
SEC Season:	1,468	1992

SCORING AVERAGE

Season:	99.6	1991
SEC Season:	91.8	1992

FIELD GOALS

Game:	68 vs. U.S. International	12/09/89
Season:	1,414	1991
SEC Game:	43 vs. Auburn	01/15/94
SEC Season:	529	1992

FIELD GOALS ATTEMPTED

Game:	101 vs. U.S. International	12/09/89
Season:	2,820	1991
SEC Game:	66 vs. Mississippi State	02/20/93
SEC Season:	1,089	2015

FIELD-GOAL PERCENTAGE

Game:	.794 vs. Texas Tech (27-34)	02/20/79
Season:	*.546 (1,060-1,943)	1978
SEC Game:	.627 at Missouri (37-59)	01/12/16
SEC Season:	.497 (521-1,049)	1993

THREE-POINT FIELD GOALS

Game:	21 vs. Troy	12/10/96
Season:	*361	1995
SEC Game:	17 vs. Auburn	01/15/95
SEC Season:	143	1995

THREE-POINT FGS ATTEMPTED

Game:	54 vs. North Texas	12/30/98
Season:	917	1995
SEC Game:	38 vs. Ole Miss	03/04/09
SEC Season:	391	2002

THREE-POINT FG PERCENTAGE

Game:	.692 vs. Evansville (9-13)	12/08/15
Season:	.397 (216-544)	2016
SEC Game:	.667 vs. LSU (10-15)	01/26/08
SEC Season:	.400 (110-275)	1992

FREE THROWS MADE

Game:	48 vs. Ole Miss	01/17/04
Season:	713	1991
SEC Game:	48 vs. Ole Miss	01/17/04
SEC Season:	300	1992

FREE THROWS ATTEMPTED

Game:	65 vs. TCU	03/01/55
Season:	975	1991
SEC Game:	53 vs. Ole Miss	01/17/04
SEC Season:	400	1992

FREE THROW PERCENTAGE

Game: (Min. 8 att.)	1.000 vs. Kentucky (16-16)	02/27/14
	1.000 vs. Texas Tech (12-12),	01/08/66
	1.000 at Centenary (12-12)	01/11/75
Season:	.776 (502-646)	1962
SEC Game:	.941 vs. LSU (16-17)	02/12/05
SEC Season:	.750 (300 of 400)	1992

REBOUNDS

Game:	77 vs. Jackson State	11/22/02
Season:	1,540	1991
SEC Game:	61 vs. Ole Miss	01/18/92
SEC Season:	616	1994

REBOUND AVERAGE

Season:	52.0	1974
SEC Season:	38.5	1994

STEALS

Game:	26 vs. La.-Monroe	11/25/00
Season:	*467	1991
SEC Game:	21 vs. Mississippi State	01/15/92
SEC Season:	185	1992

ASSISTS

Game:	47 vs. U.S. International	12/09/89
Season:	819	1991
SEC Game:	32 vs. Mississippi State	02/20/93
SEC Season:	299	1993

BLOCKED SHOTS

Game:	18 vs. Missouri	12/05/95
Season:	229	1991
SEC Game:	13 vs. South Carolina	02/19/14
SEC Season:	99	2015

PERSONAL FOULS

Game:	38 vs. Missouri	12/03/60
Season:	789	1995
SEC Game:	33 vs. Ole Miss	01/09/99
SEC Season:	367	2013

TURNOVERS

Game:	32 vs. Providence	11/16/07
	Grambling	11/28/86
Season:	633	1995
SEC Game:	28 vs. Auburn	02/05/00
SEC Season:	258	2003

GAMES IN A SEASON

1.	39*	32-7	1994-95
2.	38	34-4	1990-91
3.	36	26-10	2016-17
3.	36	27-9	2014-15
5.	35	23-12	2007-08
	35	21-14	2006-07
	35	30-5	1989-90
	35	22-13	1984-85

WINS IN A SEASON

1.	34*	(4 losses)	1990-91
2.	32	(7 losses)	1994-95
	32	(4 losses)	1977-78
4.	31	(3 losses)	1993-94
5.	30	(5 losses)	1989-90
6	27	(9 losses)	2014-15
7.	26	(10 losses)	2016-17
	26	(8 losses)	1991-92
	26	(4 losses)	1982-83
	26	(2 losses)	1976-77
11.	25	(7 losses)	1988-89
	25	(7 losses)	1983-84
	25	(5 losses)	1978-79

WINS IN AN SEC SEASON

1.	14	(2 losses)	1994
2.	13	(5 losses)	2015
	13	(3 losses)	1992
4.	12	(6 losses)	2017
	12	(4 losses)	1995
6.	11	(5 losses)	1998
7.	10	(8 losses)	2014
	10	(8 losses)	2013
	10	(6 losses)	2006
	10	(6 losses)	2001
	10	(6 losses)	1993

* Led the NCAA



POINTS

Table with 4 columns: Rank, Points, Opponent, Date. Lists top 10 individual point scorers.

Season

Table with 4 columns: Rank, Points, Games, Season. Lists top 10 seasons for total points.

SEC Game

Table with 4 columns: Rank, Points, Opponent, Date. Lists top 10 SEC game point scorers.

SEC Season

Table with 4 columns: Rank, Points, Games, Season. Lists top 10 SEC seasons for total points.

SCORING AVERAGE

Table with 4 columns: Rank, Average, Games, Season. Lists top 10 scoring averages.

SEC Season

Table with 4 columns: Rank, Average, Games, Season. Lists top 10 SEC scoring averages.

FIELD GOALS MADE

Table with 4 columns: Rank, Goals, Opponent, Date. Lists top 10 individual field goal makers.

Season

Table with 4 columns: Rank, Goals, Attempts, Season. Lists top 10 seasons for field goals made.

SEC Game

Table with 4 columns: Rank, Goals, Opponent, Date. Lists top 10 SEC game field goal makers.

SEC Season

Table with 4 columns: Rank, Goals, Attempts, Season. Lists top 10 SEC seasons for field goals made.

FIELD GOALS ATTEMPTED

Table with 4 columns: Rank, Goals, Opponent, Date. Lists top 10 individual field goal attempts.

Season

Table with 4 columns: Rank, Goals, Made, Season. Lists top 10 seasons for field goals attempted.

SEC Game

Table with 4 columns: Rank, Goals, Opponent, Date. Lists top 10 SEC game field goal attempts.

SEC Season

Table with 4 columns: Rank, Goals, Made, Season. Lists top 10 SEC seasons for field goal attempts.

FIELD-GOAL PERCENTAGE

Table with 4 columns: Rank, Percentage, Opponent, Date. Lists top 10 field goal percentages.

Season

Table with 4 columns: Rank, Percentage, Made, Season. Lists top 10 seasons for field goal percentage.

SEC Game

Table with 4 columns: Rank, Percentage, Opponent, Date. Lists top 10 SEC game field goal percentages.

SEC Season

Table with 4 columns: Rank, Percentage, Made, Season. Lists top 10 SEC seasons for field goal percentage.



THREE-POINT FIELD GOALS

Game	Player	vs. Opponent	Date
1.	21#	vs. Troy (37 attempts)	12/10/96
2.	20	vs. Texas Southern (36 attempts)	12/28/93
3.	19	vs. North Texas (54 attempts)	12/30/98
	19	vs. Montevallo (36 attempts)	02/05/94
5.	18	vs. Delaware State (45 attempts)	12/11/94
6.	17	vs. Ole Miss (30 attempts)	03/05/14
	17	vs. Auburn (28 attempts)	02/21/98
	17	at Auburn (36 attempts)	01/14/95
9.	16	at Mississippi St. (24 attempts)	01/09/16
	16	vs. Alcorn State (30 attempts)	11/13/10
	16	at Louisville (36 attempts)	12/09/97
	16	vs. Missouri (25 attempts)	12/02/93

Season

1.	361**	(917 attempts)	1994-95
2.	301	(777 attempts)	1993-94
3.	296	(808 attempts)	1998-99
4.	292	(832 attempts)	1999-00
5.	274	(736 attempts)	1996-97
6.	273	(741 attempts)	2000-01
7.	253	(698 attempts)	2013-14
8.	242	(633 attempts)	1990-91
9.	238	(681 attempts)	2014-15
10.	237	(671 attempts)	1997-98

SEC Game

1.	17	vs. Ole Miss (30 attempts)	03/05/14
	17	vs. Auburn (28 attempts)	02/21/98
	17	at Auburn (36 attempts)	01/14/95
4.	16	at Mississippi St. (24 attempts)	01/09/16
5.	14	vs. Ole Miss (38 attempts)	03/04/09
	14	at Vanderbilt (25 attempts)	02/11/95
	14	at LSU (34 attempts)	03/02/94
8.	13	Seven times	

SEC Season

1.	143	(364 attempts)	1995
2.	142	(384 attempts)	2014
3.	135	(391 attempts)	2002
4.	133	(366 attempts)	2001
	133	(369 attempts)	2000
6.	130	(377 attempts)	1997
7.	125	(333 attempts)	2017
8.	118	(345 attempts)	1999
9.	117	(340 attempts)	1994
10.	115	(347 attempts)	2015
	115	(302 attempts)	1998

THREE-POINT FGS ATTEMPTS

Game	Player	vs. Opponent	Date
1.	54#	vs. North Texas (19 made)	12/30/98
2.	45	vs. Delaware State (18 made)	12/11/93
3.	38	vs. Ole Miss (14 made)	03/04/09
	38	vs. UT Arlington (14 made)	11/22/99
	38	vs. Montevallo (14 made)	02/25/95
6.	37	vs. North Texas (10 made)	12/05/00
	37	vs. Iowa (12 made)	03/13/99
	37	vs. Troy (21 made)	12/10/96
9.	36	vs. Centenary (15 made)	11/28/00
	36	vs. LSU (13 made)	01/27/99
	36	at Louisville (16 made)	12/09/97
	36	at Auburn (17 made)	01/14/95
	36	vs. Texas Southern (20 made)	12/28/93
	36	vs. Montevallo (19 made)	02/05/94

Season

1.	917#	(361 made)	1994-95
2.	832	(292 made)	1999-00
3.	808	(296 made)	1998-99
4.	777	(301 made)	1993-94
5.	741	(273 made)	2000-01
6.	736	(274 made)	1996-97
7.	698	(253 made)	2013-14
8.	694	(232 made)	2001-02
9.	681	(238 made)	2014-15
10.	671	(237 made)	1997-98

SEC Game

1.	38	vs. Ole Miss (14 made)	03/04/09
2.	36	vs. LSU (13 made)	01/27/99
	36	at Auburn (17 made)	01/14/95
4.	35	at Vanderbilt (11 made)	02/08/97
5.	34	at LSU (14 made)	03/02/94
6.	32	vs. LSU (11 made)	02/19/00
7.	31	at LSU (13 made)	01/13/02
	31	vs. Alabama (13 made)	02/16/94
9.	30	vs. Ole Miss (17 made)	03/05/14
	30	at Alabama (11 made)	01/30/02
	30	vs. Auburn (12 made)	02/24/99
	30	vs. LSU (11 made)	01/31/95
	30	at Kentucky (9 made)	01/17/98
	30	vs. Tennessee (9 made)	02/16/93

SEC Season

1.	391	(135 made)	2002
2.	384	(142 made)	2014
3.	383	(108 made)	2013
4.	377	(130 made)	1997
5.	369	(133 made)	2000
6.	366	(133 made)	2001
7.	364	(143 made)	1995
8.	356	(108 made)	2009
9.	347	(115 made)	2015
10.	345	(118 made)	1999

THREE-POINT FG PERCENTAGE

Game (Minimum 8 Attempts)	Player	vs. Opponent	Date
1.	.692	vs. Evansville (9-13)	12/08/15
2.	.667	vs. Mississippi State (16-24)	01/09/16
	.667	at LSU (10-15)	01/26/08
	.667	vs. Prairie View A&M (8-12)	12/18/04
	.667	vs. Western Carolina (14-21)	12/07/98
6.	.650	vs. Hartford (13-20)	12/23/04
7.	.647	vs. Winthrop (11-17)	11/19/04
8.	.640	vs. Missouri (16-25)	12/02/93
9.	.625	at Vanderbilt (10-16)	02/08/14
	.625	vs. Michigan St. (5-8)	11/28/95
	.625	vs. Bethune-Cookman (10-16)	02/04/91
	.625	vs. Auburn (10-16)	01/04/92
	.625	at Florida St. (10-16)	01/21/91

Season (Minimum 320 Attempts)

1.	.397#	(216-544)	2015-16
2.	.395	(210-532)	1992-93
3.	.394#	(361-917)	1994-95
	.394	(197-500)	1989-90
5.	.387	(301-777)	1993-94
6.	.382	(242-633)	1990-91
7.	.374	(193-516)	1991-92
8.	.372	(182-489)	2004-05
	.372	(274-736)	1996-97
10.	.368	(273-741)	2000-01

SEC Game (Minimum 8 Attempts)

1.	.667	at LSU (10-15)	01/26/08
	.667	vs. Mississippi State (16-24)	01/09/16
3.	.625	at Vanderbilt (10-16)	02/08/14
	.625	vs. Auburn (10-16)	01/04/92
5.	.607	vs. Auburn (17-28)	02/21/98
6.	.600	vs. South Carolina (12-20)	02/18/98
7.	.588	at Mississippi State (10-17)	02/12/00
8.	.583	at LSU (7-12)	02/12/11
9.	.571	at Auburn (8-14)	03/06/93
10.	.567	vs. Ole Miss (17-30)	03/05/14

SEC Season (Minimum 250 Attempts)

1.	.400	(110-275)	1992
2.	.393	(143-364)	1995
3.	.387	(108-279)	1993
4.	.381	(115-302)	1998
5.	.375	(125-333)	2017
6.	.370	(142-384)	2014
	.370	(107-289)	2012
8.	.369	(113-306)	2008
9.	.363	(133-366)	2001
10.	.360	(133-364)	2000

FREE THROWS MADE

Game	Player	vs. Opponent	Date
1.	48	vs. Ole Miss	01/17/04
2.	46	vs. TCU	1955
3.	41	at Kentucky	01/25/92
	41	vs. Rice	1972

Season

1.	713	(975 attempts)	1990-91
2.	690	(942 attempts)	1989-90
3.	628	(825 attempts)	2016-17
4.	621	(882 attempts)	1971-72
5.	616	(892 attempts)	1986-87
6.	614	(846 attempts)	2013-14
7.	609	(902 attempts)	1994-95
8.	604	(815 attempts)	1991-92
9.	593	(819 attempts)	2014-15
10.	587	(868 attempts)	1988-89

SEC Game

1.	48	vs. Ole Miss (53 attempts)	01/17/04
2.	41	at Kentucky (49 attempts)	01/25/92
3.	32	vs. Auburn (39 attempts)	01/04/92
	32	vs. Ole Miss (41 attempts)	01/05/94
	32	vs. Ole Miss (45 attempts)	02/18/95
6.	30	vs. Ole Miss (39 attempts)	01/17/15
	30	at Ole Miss (39 attempts)	01/18/92
	30	vs. Kentucky (40 attempts)	02/10/93
9.	29	at Missouri (37 attempts)	02/13/14
	29	vs. Kentucky (41 attempts)	01/14/14
	29	at Ole Miss (40 attempts)	02/15/06

SEC Season

1.	324	(443 attempts)	2014
2.	312	(420 attempts)	2017
3.	300	(400 attempts)	1992
4.	285	(398 attempts)	2015
5.	281	(395 attempts)	1995
6.	269	(386 attempts)	1994
7.	260	(364 attempts)	2011
8.	258	(369 attempts)	1993
9.	250	(357 attempts)	2010
10.	248	(359 attempts)	2006

FREE THROWS ATTEMPTED

Game	Player	vs. Opponent	Date
1.	65	vs. TCU	1955
2.	55	vs. Rice	1972
3.	53	vs. Ole Miss	01/17/04
	53	vs. Northeastern Illinois	11/16/97
5.	49	at Kentucky	01/25/92
	49	vs. Northeast Louisiana	12/30/90

Season

1.	975	(713 made)	1990-91
2.	942	(690 made)	1989-90
3.	902	(609 made)	1994-95
4.	892	(616 made)	1986-87
5.	882	(621 made)	1971-72
6.	868	(587 made)	1988-89
7.	846	(614 made)	2013-14
8.	834	(567 made)	1993-94
9.	825	(628 made)	2016-17
10.	820	(583 made)	1970-71

SEC Game

1.	53	vs. Ole Miss (48 made)	01/17/04
2.	49	at Kentucky (41 made)	01/25/92
3.	46	vs. Ole Miss (26 made)	02/05/98
4.	45	vs. Ole Miss (32 made)	02/18/95
5.	42	vs. Florida (26 made)	02/18/06
	42	vs. Ole Miss (28 made)	01/06/93
7.	41	vs. Alabama (29 made)	01/22/15
	41	vs. Kentucky (29 made)	01/14/14
	41	vs. Ole Miss (32 made)	01/05/94
10.	40	at Ole Miss (29 made)	2/15/06
	40	vs. Kentucky (30 made)	02/10/93

** NCAA Record | * Led the NCAA || # Led the SEC



SEC Season

1.	443	(324 made)	2014
2.	420	(312 made)	2017
3.	400	(300 made)	1992
4.	398	(285 made)	2015
5.	395	(281 made)	1995
6.	386	(269 made)	1994
7.	369	(258 made)	1993
8.	364	(260 made)	2011
9.	359	(234 made)	2013
	359	(248 made)	2006

**FREE-THROW PERCENTAGE
Game (Minimum 10 Attempts)**

1.	1.000	at Kentucky (16-16)	02/27/14
	1.000	vs. Centenary (12-12)	1975
	1.000	vs. Texas Tech (12-12)	1966
4.	.952	vs. SMU (20-21)	1978
5.	.950	vs. Ole Miss (19-20)	03/05/14
6.	.941	vs. LSU (16-17)	02/12/05
	.941	vs. Houston (16-17)	1978
8.	.938	vs. Rice (30-32)	1982
9.	.937	vs. TCU (15-16)	1959
10.	.935	vs. Texas (29-31)	12/17/16

Season (Minimum 450 Attempts)

1.	.776	(502-647)	1961-62
2.	.761	(628-825)	2016-17
3.	.750	(411-548)	1965-66
4.	.749	(585-781)	1977-78
5.	.746	(434-582)	1962-63
6.	.741#	(604-815)	1991-92
7.	.737	(440-597)	1967-68
8.	.732	(690-942)	1989-90
9.	.731	(713-975)	1990-91
10.	.726	(614-846)	2013-14

SEC Game (Minimum 12 Attempts)

1.	1.000	at Kentucky (16-16)	02/27/14
2.	.950	vs. Ole Miss (19-20)	03/05/14
3.	.941	vs. LSU (16-17)	02/12/05
4.	.926	at LSU (25-27)	02/01/14
5.	.923	at Vanderbilt (12-13)	02/08/97
	.923	vs. Tennessee (12-13)	02/16/93
7.	.917	vs. South Carolina (22-24)	02/21/04
	.917	vs. Alabama (11-12)	01/20/99
	.917	vs. South Carolina (11-12)	01/22/94
10.	.889	vs. Ole Miss (24-27)	02/18/17
	.889	at South Carolina (16-18)	02/15/17

SEC Season (Minimum 250 Attempts)

1.	.750	(300-400)	1992
2.	.743	(312-420)	2017
3.	.731	(324-443)	2014
4.	.716	(285-398)	2015
5.	.714	(260-364)	2011
6.	.711	(281-395)	1995
7.	.702	(217-309)	2007
	.702	(212-302)	2001
9.	.700	(250-357)	2010
10.	.699	(258-369)	1993

REBOUNDING

Game			
1.	77	vs. Jackson State	11/22/02
2.	73	vs. Rice	1960
3.	72	vs. Texas	1957
4.	71	vs. Rockhurst	1972
	71	vs. Ole Miss	1965

Season

1.	1,540	(38 games)	1990-91
2.	1,528	(39 games)	1994-95
3.	1,416	(34 games)	1993-94
4.	1,352	(26 games)	1973-74
5.	1,319	(34 games)	1991-92
6.	1,314	(33 games)	1995-96
7.	1,306	(33 games)	1997-98
8.	1,297	(36 games)	2016-17
9.	1,296	(35 games)	1989-90
10.	1,290	(36 games)	2014-15

SEC Game

1.	61	at Ole Miss	01/18/92
2.	51	vs. Alabama	01/24/98
3.	49	at Auburn	02/14/01
	49	vs. Mississippi State	01/21/97
5.	48	at LSU	03/02/94
6.	47	vs. Missouri	02/20/16
	47	vs. Alabama	01/22/15
	47	vs. Ole Miss	02/09/08
	47	vs. LSU	01/31/95
	47	vs. Alabama	02/15/95

SEC Season

1.	626	(18 games)	2014
2.	621	(18 games)	2017
3.	616	(16 games)	1994
4.	615	(16 games)	1996
5.	606	(18 games)	2015
6.	600	(16 games)	1998
7.	593	(18 games)	2013
8.	592	(16 games)	1995
9.	580	(16 games)	2008
	580	(16 games)	2003

REBOUNDING AVERAGE

Season			
1.	52.0	(1,352 - 26 games)	1973-74
2.	47.5	(1,236 - 36 games)	1971-72
3.	45.9	(1,193 - 26 games)	1972-73
4.	45.5	(1,092 - 24 games)	1961-62
5.	44.0	(1,056 - 24 games)	1962-63
6.	43.9	(1,010 - 23 games)	1965-66
7.	42.0	(1,091 - 26 games)	1971-72
8.	41.6#	(1,416 - 34 games)	1993-94
9.	39.9	(1,118 - 28 games)	1975-76
10.	39.8	(1,314 - 33 games)	1995-96

SEC Season

1.	38.5	(616 - 16 games)	1994
2.	38.4	(615 - 16 games)	1996
3.	37.5	(600 - 16 games)	1998
4.	37.0	(592 - 16 games)	1995
5.	36.3	(580 - 16 games)	2008
	36.3	(580 - 16 games)	2003
7.	35.8	(572 - 16 games)	1992
8.	35.7	(571 - 16 games)	2007
9.	35.5	(568 - 16 games)	2006
10.	35.1	(562 - 16 games)	2010

STEALS

Game			
1.	26	vs. La-Monroe	11/25/00
2.	24	vs. Maryland-Eastern Shore	01/02/01
3.	21	vs. Grambling	12/31/00
	21	vs. Jackson State	11/22/96
	21	vs. Mississippi State	01/15/92
6.	20	vs. Ole Miss	02/18/95
	20	vs. Montevallo	02/05/94
	20	vs. Rice	1991
	20	vs. Texas A&M	02/23/91
10.	19	Four times	

Season

1.	467*	(38 games)	1990-91
2.	445#*	(39 games)	1994-95
3.	388	(35 games)	1989-90
4.	379#	(34 games)	1999-00
5.	372	(32 games)	1988-89
6.	365#	(31 games)	2000-01
7.	358#	(34 games)	1991-92
8.	356	(33 games)	1997-98
9.	352	(34 games)	1993-94
	352#	(31 games)	1992-93

SEC Game

1.	21	vs. Mississippi State	01/15/92
2.	20	vs. Ole Miss	02/18/95
3.	19	vs. LSU	02/17/01
	19	vs. Vanderbilt	02/12/92
5.	18	vs. LSU	01/28/98
	18	vs. Mississippi State	02/20/93
7.	17	Four times	

SEC Season

1.	185	(16 games)	1992
2.	176	(16 games)	1995
3.	169	(16 games)	1993
4.	164	(16 games)	1998
5.	163	(18 games)	2013
6.	162	(16 games)	2001
7.	161	(16 games)	2000
8.	159	(16 games)	1999
9.	157	(18 games)	2014
10.	152	(16 games)	1997

ASSISTS

Game			
1.	47	vs. U.S. International	12/09/89
2.	40#	vs. Troy	12/10/96
3.	35	vs. Montevallo	02/05/94
4.	32	vs. Jackson State	11/22/96
	32	vs. Texas Southern	12/28/93
	32	vs. Mississippi State	02/20/93
	32	vs. Quincy College	01/02/92
	32	vs. Bethune-Cookman	12/04/91
	32	vs. Georgia State	03/05/91
10.	31	vs. Centenary	12/06/95
	31	vs. Tulsa	03/25/94
	31	vs. Jackson State	12/21/92

Season

1.	819	(38 games)	1990-91
2.	721*	(39 games)	1994-95
3.	687*	(34 games)	1993-94
4.	674	(34 games)	1991-92
5.	667	(35 games)	1989-90
6.	582	(31 games)	1992-93
7.	579	(36 games)	2014-15
8.	570	(32 games)	1988-89
9.	563	(33 games)	1998-99
10.	526	(33 games)	1997-98

SEC Game

1.	32	vs. Mississippi State	02/20/93
2.	27	vs. Ole Miss	03/05/14
	27	vs. Mississippi State	01/23/13
	27	vs. Auburn	02/24/99
5.	26	vs. LSU	01/27/99
	26	vs. LSU	01/31/95
7.	25	vs. Alabama	01/06/07
	25	vs. Auburn	01/14/95
	25	vs. South Carolina	02/15/92
10.	24	vs. Tennessee	02/25/06
	24	vs. Kentucky	02/10/93
	24	vs. Alabama	02/22/92

SEC Season

1.	299	(16 games)	1993
2.	292	(16 games)	1994
	292	(16 games)	1992
4.	273	(18 games)	2015
5.	264	(16 games)	1995
6.	257	(18 games)	2014
7.	247	(18 games)	2013
8.	245	(16 games)	2007
	245	(16 games)	1998
10.	241	(16 games)	1999



BLOCKED SHOTS

Game			
1.	#18	vs. Missouri	12/05/95
2.	16	vs. Texas	02/04/90
3.	15	vs. South Alabama	1991
4.	14	vs. Stephen F. Austin	11/18/06
	14	vs. Louisiana Tech	12/05/90
6.	13	vs. Tennessee Tech	12/12/15
	13	vs. Prairie View A&M	12/18/04
	13	vs. Alabama State	12/31/97

Season

1.	229	(38 games)	1990-91
2.	221	(35 games)	2006-07
3.	194	(32 games)	2005-06
4.	189	(34 games)	2013-14
5.	182	(31 games)	2010-11
	182	(35 games)	2007-08
7.	172	(36 games)	2016-17
	172	(35 games)	1989-90
9.	170	(34 games)	1991-92
10.	168	(36 games)	2014-15

SEC Game

1.	12	vs. Texas A&M	02/24/15
	12	vs. Georgia	02/02/11
3.	11	at Mississippi State	02/21/15
	11	vs. Mississippi State	01/23/13
5.	10	vs. Ole Miss	01/13/07
	10	vs. Alabama	01/06/07
	10	vs. Alabama	02/21/06
	10	vs. Ole Miss	01/25/06
	10	vs. Alabama	01/19/00
	10	vs. Georgia	02/15/97

SEC Season

1.	99	(18 games)	2015
2.	98	(16 games)	2007
3.	93	(18 games)	2014
4.	88	(16 games)	2006
5.	83	(18 games)	2013
6.	79	(16 games)	2008
7.	78	(16 games)	1998
8.	76	(16 games)	2001
9.	73	(18 games)	2017
	73	(16 games)	2011

PERSONAL FOULS

Game			
1.	38	vs. Missouri	12/04/61
2.	37	vs. SMU	1952
3.	36	vs. TCU	1976
4.	35	vs. South Carolina	03/11/04
	35	at Illinois	12/08/01
	35	vs. Cincinnati	12/09/95
	35	vs. Rice	1957
8.	33	vs. Ole Miss	01/09/99
	33	vs. Texas	03/10/91
10.	32	at Mississippi State	02/27/02
	32	vs. Ole Miss	02/02/00
	32	vs. Vanderbilt	01/20/93
	32	vs. Florida State	01/18/89

Season

1.	789	(39 games)	1994-95
2.	775	(38 games)	1990-91
3.	740	(36 games)	2016-17
4.	728	(33 games)	1986-87
5.	708	(34 games)	1993-94
6.	707	(31 games)	1992-93
7.	706	(34 games)	2013-14
8.	705	(34 games)	1999-00
9.	688	(35 games)	1989-90
10.	687	(32 games)	2015-16

SEC Game

1.	33	vs. Ole Miss	01/09/99
2.	32	at Mississippi State	02/27/02
	32	vs. Ole Miss	02/02/00
	32	at Vanderbilt	01/20/93
5.	31	at Kentucky	01/07/17
6.	30	at Auburn	02/10/15
	30	vs. Ole Miss	01/31/01
	30	vs. Alabama	01/19/00
	30	vs. LSU	01/26/00
	30	at Alabama	02/13/93

SEC Season

1.	390	(18 games)	2014
2.	378	(18 games)	2017
3.	367	(18 games)	2013
4.	364	(16 games)	1993
5.	361	(16 games)	2002
6.	350	(16 games)	1998
7.	347	(16 games)	1994
8.	345	(16 games)	2000
9.	342	(18 games)	2015
10.	338	(16 games)	2003

TURNOVERS

Game			
1.	32	vs. Providence	11/16/07
	32	vs. Grambling	11/28/86
3.	31	vs. Alcorn State	12/02/95
4.	29	at Missouri	12/07/96
	29	vs. Mercer	01/05/83
	29	vs. Southern Miss.	1981
7.	28	vs. Auburn	02/05/00
	28	vs. Cincinnati	12/09/95
	28	vs. Southeast Missouri State	12/17/92
10.	27	Four times	

Season

1.	633	(39 games)	1994-95
2.	575	(38 games)	1990-91
3.	563	(33 games)	1986-87
4.	560	(36 games)	1977-78
5.	558	(33 games)	1995-96
6.	548	(33 games)	1997-98
7.	539	(34 games)	1993-94
8.	538	(35 games)	1984-85
9.	532	(35 games)	2006-07
10.	531	(35 games)	2007-08

SEC Game

1.	28	vs. Auburn	02/05/00
2.	27	vs. LSU	02/17/01
3.	25	at South Carolina	02/21/09
	25	vs. Alabama	01/24/98
	25	vs. Kentucky	01/26/97
	25	vs. Ole Miss	01/02/97
	25	vs. Kentucky	03/09/96
8.	24	vs. Tennessee	02/24/07
	24	at Auburn	03/5/05
	24	at Ole Miss	01/25/03
	24	at Ole Miss	01/29/97
	24	vs. Kentucky	02/11/96
	24	vs. Ole Miss	01/05/94

SEC Season

1.	258	(16 games)	2003
2.	256	(16 games)	2007
3.	252	(16 games)	1998
4.	251	(16 games)	2001
5.	248	(16 games)	1995
6.	244	(16 games)	1996
7.	241	(16 games)	1994
8.	239	(16 games)	1997
9.	236	(16 games)	1999
10.	233	(16 games)	2000

** NCAA Record | * Led the NCAA | # Led the SEC



» YEAR-BY-YEAR COMPARISON

RAZORBACKS

Season	'51-52	'52-53	'53-54	'54-55	'55-56	'56-57	'57-58	'58-59	'59-60	'60-61	'61-62	'62-63	'63-64	'64-65	'65-66	'66-67	'67-68	'68-69	'69-70	'70-71	'71-72
Games	24	21	23	24	24	24	27	24	24	23	24	24	23	23	23	23	24	24	24	26	26
Tot. Pts.	1187	1382	1496	1727	1616	755	1628	1491	1706	1738	1730	1734	1675	1730	1727	1388	1716	1601	1724	2245	2301
Avg. Pts.	49.4	65.8	65.0	72.0	67.3	62.9	60.3	62.1	71.1	75.6	72.1	72.3	72.4	75.2	75.1	60.3	71.5	66.7	71.8	86.3	88.5
FG	435	484	505	565	571	541	625	571	599	655	614	650	647	649	658	530	638	621	699	831	840
FGA	1331	1558	1605	1579	1642	1749	1835	1572	1559	1497	1576	1556	1560	1471	1509	1188	1436	1415	1597	1754	1830
FG Pct.	.326	.311	.314	.358	.347	.309	.341	.363	.384	.437	.390	.418	.415	.441	.436	.446	.444	.439	.438	.474	.459
3-Pt. FG	--	--	--	--	--	--	--	--	--	--	--	--	--	--	--	--	--	--	--	--	--
3-Pt. Att.	--	--	--	--	--	--	--	--	--	--	--	--	--	--	--	--	--	--	--	--	--
3-Pt. Pct.	--	--	--	--	--	--	--	--	--	--	--	--	--	--	--	--	--	--	--	--	--
FT	317	414	486	597	474	469	378	349	508	428	502	434	381	432	411	328	440	359	334	583	621
FTA	547	656	755	867	715	717	598	538	684	574	647	582	524	578	548	457	597	539	488	820	882
FT Pct.	.579	.632	.643	.689	.663	.654	.632	.648	.743	.745	.776	.746	.727	.747	.750	.718	.737	.666	.700	.711	.704
Rebounds	--	924	872	1050	1147	1225	1228	1095	1117	1043	1092	1056	999	954	1010	746	952	916	934	1091	1236
Reb. Avg.	--	44.0	37.9	43.8	47.8	51.0	45.5	45.6	46.5	45.3	45.5	44.0	43.4	41.5	43.9	32.4	39.7	38.2	38.9	42.0	47.5
Assists	--	--	--	--	--	--	--	--	--	--	--	--	--	--	--	--	--	--	--	--	--
Steals	--	--	--	--	--	--	--	--	--	--	--	--	--	--	--	--	--	--	--	--	--
Blocks	--	--	--	--	--	--	--	--	--	--	--	--	--	--	--	--	--	--	--	--	--
Turnovers	--	--	--	--	--	--	--	--	--	--	--	--	--	--	--	--	--	--	--	--	--
Fouls	577	518	618	517	376	483	530	444	486	476	535	507	520	455	434	383	481	470	465	528	576

OPPONENTS

Season	'51-52	'52-53	'53-54	'54-55	'55-56	'56-57	'57-58	'58-59	'59-60	'60-61	'61-62	'62-63	'63-64	'64-65	'65-66	'66-67	'67-68	'68-69	'69-70	'70-71	'71-72
Tot. Pts.	1275	1322	1432	1715	1551	788	1580	1535	1676	1597	1665	1686	1732	1725	1631	1511	1760	1600	1836	2344	2328
Avg. Pts.	53.1	62.9	62.3	71.4	64.6	65.6	58.5	63.9	69.8	69.5	69.4	70.3	75.3	75.0	71.0	65.7	73.3	66.7	76.5	90.2	89.5
FG	460	401	414	548	558	528	532	568	593	570	578	597	620	652	611	578	641	578	693	927	901
FGA	1363	1187	1269	1463	1478	1364	1500	1425	1482	1347	1430	1460	1448	1446	1407	1251	1468	1260	1540	1873	1861
FG Pct.	.336	.337	.326	.374	.377	.387	.354	.398	.400	.423	.404	.409	.428	.451	.434	.462	.443	.459	.450	.495	.484
3-Pt. FG	--	--	--	--	--	--	--	--	--	--	--	--	--	--	--	--	--	--	--	--	--
3-Pt. Att.	--	--	--	--	--	--	--	--	--	--	--	--	--	--	--	--	--	--	--	--	--
3-Pt. Pct.	--	--	--	--	--	--	--	--	--	--	--	--	--	--	--	--	--	--	--	--	--
FT	355	520	604	619	435	523	516	399	490	457	509	492	492	421	409	355	458	444	440	491	526
FTA	571	796	953	889	633	793	753	591	703	666	716	700	696	602	573	495	639	625	610	686	787
FT Pct.	.622	.653	.634	.695	.687	.659	.685	.675	.697	.686	.712	.703	.707	.699	.714	.717	.717	.710	.738	.716	.668
Rebounds	--	803	844	939	1012	1051	1090	1031	1064	931	1035	1089	1086	975	1014	838	979	879	1109	120	1236
Reb. Avg.	--	38.2	36.7	39.1	42.2	43.8	40.4	43.0	44.3	40.5	43.1	45.4	47.2	42.4	44.1	34.9	40.8	36.6	46.2	46.6	47.5
Assists	--	--	--	--	--	--	--	--	--	--	--	--	--	--	--	--	--	--	--	--	--
Steals	--	--	--	--	--	--	--	--	--	--	--	--	--	--	--	--	--	--	--	--	--
Blocks	--	--	--	--	--	--	--	--	--	--	--	--	--	--	--	--	--	--	--	--	--
Turnovers	--	--	--	--	--	--	--	--	--	--	--	--	--	--	--	--	--	--	--	--	--
Fouls	513	438	500	508	432	430	458	406	478	400	482	424	413	428	438	384	467	425	391	630	620



RAZORBACKS

Season	'72-73	'73-74	'74-75	'75-76	'76-77	'77-78	'78-79	'79-80	'80-81	'81-82	'82-83	'83-84	'84-85	'85-86	'86-87	'87-88	'88-89	'89-90	'90-91	'91-92	'93-94	'92-93
Games	26	26	26	28	28	36	30	29	32	29	30	32	35	28	33	30	32	35	38	34	34	31
Tot. Pts.	2173	2212	1911	2239	2073	2705	2238	1938	2199	2054	2171	2154	2284	1955	2578	2264	2870	3345	*3783	3053	3176	2695
Avg. Pts.	83.5	85.1	73.5	80.0	74.0	75.1	74.6	66.8	68.7	70.8	72.4	67.3	65.3	69.8	78.1	75.5	89.7	95.6	99.6	89.8	93.4	86.9
FG	850	913	807	910	849	1060	849	750	850	806	833	831	899	754	908	839	1071	1229	1414	1128	1154	995
FGA	1749	2014	1524	1715	1558	1943	1587	1486	1629	1510	1586	1547	1744	1644	1997	1734	2172	2440	2820	2275	2363	2039
FG Pct.	.486	.453	.530	.531	*.545	*.546	.535	.505	.522	.534	.525	.537	.515	.459	.455	.484	.493	.504	.501	.496	.488	.488
3-Pt. FG	--	--	--	--	--	--	--	--	--	--	--	--	--	--	146	119	141	197	242	193	*301	210
3-Pt. Att.	--	--	--	--	--	--	--	--	--	--	--	--	--	--	410	328	387	500	633	516	777	532
3-Pt. Pct.	--	--	--	--	--	--	--	--	--	--	--	--	--	--	.356	.363	.354	.394	.382	.374	.387	.395
FT	473	383	297	419	375	585	540	438	499	442	505	492	486	447	616	467	587	690	713	604	567	495
FTA	689	557	417	581	577	781	753	610	722	657	799	732	750	673	892	696	868	942	975	815	834	721
FT Pct.	.687	.688	.712	.721	.650	.749	.717	.718	.691	.673	.632	.672	.648	.664	.691	.671	.676	.732	.731	.741	.680	.687
Rebounds	1193	1352	931	1118	1031	1242	1133	895	1021	862	998	992	1021	977	1261	1077	1231	1296	1540	1319	1416	1065
Reb. Avg.	45.9	52.0	35.8	39.9	36.8	34.5	37.8	30.9	31.9	29.7	33.3	31.0	29.2	34.9	38.2	35.9	38.5	37.0	40.5	38.8	41.6	34.4
Assists	--	--	269	NA	270	425	404	340	386	448	385	463	518	361	434	407	570	667	819	674	*687	582
Steals	--	--	NA	NA	169	245	143	194	249	247	277	236	232	198	313	271	372	388	*467	358	352	352
Blocks	--	--	--	--	--	147	97	76	95	64	38	55	67	114	142	139	147	172	229	170	129	97
Turnovers	--	--	NA	NA	438	560	459	404	479	431	519	525	538	431	563	433	463	455	575	500	539	451
Fouls	478	465	483	584	507	572	557	553	592	524	556	598	683	656	728	586	654	688	775	614	708	707

OPPONENTS

Season	'72-73	'73-74	'74-75	'75-76	'76-77	'77-78	'78-79	'79-80	'80-81	'81-82	'82-83	'83-84	'84-85	'85-86	'86-87	'87-88	'88-89	'89-90	'90-91	'91-92	'93-94	'92-93
Tot. Pts.	2055	2315	1707	1901	1701	2218	1878	1745	1913	1770	1836	1886	2158	1983	2434	1946	2414	2792	3054	2613	2569	2403
Avg. Pts.	79.0	89.0	65.7	67.9	60.8	61.6	62.6	60.2	59.8	61.0	61.2	58.9	61.7	70.8	73.8	64.9	75.4	79.8	80.4	76.9	75.6	77.5
FG	877	1023	693	771	707	942	757	678	767	724	765	752	845	739	886	693	875	1016	1146	959	898	838
FGA	1942	2162	1532	1698	1669	2195	1743	1442	1663	1519	1559	1557	1717	1580	2005	1626	1969	2252	2558	2124	2234	1856
FG Pct.	.452	.473	.452	.454	.424	.429	.434	.470	.461	.477	.491	.483	.492	.468	.442	.426	.444	.451	.448	.452	.402	.452
3-Pt. FG	--	--	--	--	--	--	--	--	--	--	--	--	--	--	106	136	150	190	184	233	217	190
3-Pt. Att.	--	--	--	--	--	--	--	--	--	--	--	--	--	--	314	338	442	472	511	519	732	510
3-Pt. Pct.	--	--	--	--	--	--	--	--	--	--	--	--	--	--	.338	.402	.339	.403	.360	.409	.296	.373
FT	301	269	321	359	287	334	364	389	379	323	306	382	468	505	556	424	514	570	578	462	556	537
FTA	448	398	459	542	423	486	523	563	569	464	495	555	676	761	849	628	753	807	895	707	817	843
FT Pct.	.672	.676	.699	.662	.678	.687	.696	.691	.666	.696	.618	.688	.692	.664	.655	.675	.683	.706	.646	.653	.681	.637
Rebounds	1128	1188	808	878	865	1109	884	839	928	852	820	784	962	1022	1279	989	1246	1399	1554	1196	1377	1270
Reb. Avg.	43.4	45.7	31.1	31.4	30.9	30.8	29.5	28.9	29.0	29.4	27.3	24.5	27.5	36.5	38.8	33.0	38.9	40.0	40.9	35.2	40.5	41.0
Assists	--	--	195	NA	NA	358	300	285	339	310	345	379	450	403	500	358	505	536	592	550	481	482
Steals	--	--	NA	NA	NA	182	144	151	166	186	207	196	197	153	248	164	194	208	257	207	236	185
Blocks	--	--	--	--	--	60	52	62	80	68	92	78	82	71	64	57	76	88	91	119	101	86
Turnovers	--	--	NA	NA	NA	501	342	400	486	514	574	486	541	427	596	525	689	724	854	645	725	680
Fouls	694	544	482	569	543	724	679	605	661	586	676	692	723	612	743	630	725	739	769	659	685	639



» YEAR-BY-YEAR COMPARISON

RAZORBACKS

Season	'94-95	'95-96	'96-97	'97-98	'98-99	'99-00	'00-01	'01-02	'02-03	'03-04	'04-05	'05-06	'06-07	'07-08	'08-09	'09-10	'10-11	'11-12	'12-13	'13-14	'14-15	'15-16	'16-17
Games	39	33	32	33	34	34	31	29	28	28	30	32	35	35	30	32	31	32	32	34	36	32	36
Tot. Pts.	*3416	2560	2527	2716	2675	2529	2476	2171	1726	1928	2147	2359	2487	2593	2238	2391	2191	2299	2358	2723	2787	2501	2855
Avg. Pts.	87.6	77.6	79.0	82.3	78.7	74.4	79.9	74.9	61.6	68.9	71.6	73.7	71.1	74.1	74.6	74.7	70.7	71.8	73.7	80.1	77.4	78.2	79.3
FG	1223	947	919	984	980	931	881	775	611	678	773	841	881	936	797	829	756	808	852	928	978	883	997
FGA	2634	2143	2078	2208	2206	2168	1990	1777	1556	1629	1692	1837	1910	2001	1821	1859	1734	1860	1960	2105	2196	1992	2166
FG Pct.	.464	.442	.442	.446	.444	.429	.443	.436	.393	.416	.457	.458	.461	.468	.438	.446	.436	.434	.435	.441	.445	.443	.460
3-Pt. FG	*361	190	274	237	*296	292	273	232	170	180	182	179	212	207	202	201	204	205	192	253	238	216	233
3-Pt. Att.	917	586	736	671	808	832	741	694	548	573	489	533	613	607	608	579	563	580	639	698	681	544	638
3-Pt. Pct.	.394	.324	.372	.353	.366	.351	.368	.334	.310	.314	.372	.336	.346	.341	.332	.347	.362	.353	.300	.362	.349	.397	.365
FT	609	476	415	511	419	375	441	389	334	392	419	498	513	514	442	532	475	478	462	614	593	519	628
FTA	902	763	611	788	632	622	639	598	548	577	632	720	730	758	679	782	683	692	687	846	819	748	825
FT Pct.	.675	.624	.679	.648	.663	.603	.690	.651	.609	.679	.663	.692	.703	.678	.651	.680	.695	.691	.672	.726	.724	.694	.761
Rebounds	1528	1314	1155	1306	1266	1159	1100	930	1063	967	1022	1118	1234	1274	1129	1103	1063	1082	1120	1222	1290	1186	1297
Reb. Avg.	39.2	39.8	36.1	39.6	37.2	34.1	35.5	32.1	38.0	34.5	34.1	34.9	35.3	36.4	37.6	34.5	34.3	33.8	35.0	35.9	35.8	37.1	36.0
Assists	*721	501	509	526	563	458	476	445	275	363	435	495	521	505	390	440	373	436	475	521	579	520	501
Steals	*445	300	318	356	332	379	365	305	181	220	262	266	240	241	227	232	225	265	295	287	277	236	278
Blocks	129	147	124	158	147	120	124	99	99	108	156	194	221	182	86	130	182	160	159	189	168	165	172
Turnovers	633	558	494	548	494	494	451	413	467	386	427	428	532	531	419	439	411	415	372	392	430	357	428
Fouls	789	678	638	680	633	705	654	654	588	555	555	541	612	662	521	598	561	618	649	706	684	687	740

OPPONENTS

Season	'94-95	'95-96	'96-97	'97-98	'98-99	'99-00	'00-01	'01-02	'02-03	'03-04	'04-05	'05-06	'06-07	'07-08	'08-09	'09-10	'10-11	'11-12	'12-13	'13-14	'14-15	'15-16	'16-17
Tot. Pts.	3115	2442	2281	2389	2443	2372	2132	2108	1863	1921	1885	2076	2311	2392	2213	2366	2069	2231	2203	2425	2525	2390	2659
Avg. Pts.	79.9	74.0	71.3	72.4	71.9	69.8	68.8	72.7	66.5	68.6	62.8	64.9	66.0	68.3	73.8	73.9	66.7	69.7	68.8	71.3	70.1	74.7	73.9
FG	1094	832	801	844	858	799	712	676	618	664	653	752	826	838	796	825	747	793	747	809	869	803	901
FGA	2503	2074	1886	2010	2056	1873	1763	1591	1475	1529	1591	1806	2009	1967	1791	1910	1813	1827	1726	1983	2031	1844	2158
FG Pct.	.437	.401	.425	.420	.417	.427	.404	.425	.419	.434	.410	.416	.411	.426	.444	.432	.412	.434	.433	.408	.428	.435	.418
3-Pt. FG	312	219	194	220	250	206	180	190	160	180	162	212	225	228	244	233	160	190	203	213	223	231	263
3-Pt. Att.	858	696	568	619	705	570	590	570	482	531	524	558	683	680	661	626	508	585	566	615	634	644	792
3-Pt. Pct.	.364	.315	.342	.355	.355	.361	.305	.333	.332	.339	.309	.380	.329	.335	.369	.372	.315	.325	.359	.346	.352	.359	.332
FT	615	559	485	481	477	568	528	566	467	413	417	360	434	488	377	483	415	455	506	594	564	553	594
FTA	914	838	742	736	721	834	794	810	686	622	630	543	620	700	568	668	571	673	766	852	789	790	843
FT Pct.	.673	.667	.654	.654	.662	.681	.665	.699	.681	.664	.662	.663	.700	.697	.664	.723	.727	.676	.661	.697	.715	.700	.705
Rebounds	1582	1362	1279	1325	1370	1374	1278	1182	911	1028	995	1111	1148	1127	1079	1187	1153	1204	1201	1340	1281	1187	1320
Reb. Avg.	40.6	41.3	40.0	40.2	40.3	40.4	41.2	40.8	32.5	36.7	33.2	34.7	32.8	32.2	36.0	37.1	37.2	37.6	37.5	39.4	35.6	37.1	36.7
Assists	631	490	449	459	493	449	371	384	323	384	354	380	434	443	479	415	369	403	385	391	448	447	453
Steals	276	275	208	218	197	214	190	168	209	162	199	209	269	234	187	212	184	178	168	185	206	165	187
Blocks	128	109	78	112	111	97	106	91	109	93	81	120	117	138	150	148	145	153	125	105	104	140	119
Turnovers	785	650	663	749	618	720	666	571	372	463	508	536	487	517	455	469	446	519	561	579	567	457	477
Fouls	790	673	581	668	617	623	596	552	509	531	537	617	645	669	575	654	579	593	587	689	696	659	672

* Led NCAA || ** All-Time NCAA Record



Lee Mayberry set the program record for games played with 139 and also made a record 96 straight starts along the way.

Individual

Consecutive Games Started

96, Lee Mayberry (11/27/88 - 02/23/91)

Most Games Played in a Career

139, Lee Mayberry (89-92)

Consecutive Free Throws Made

48, Rickey Medlock (12/21/74 - 03/04/75, 20 games)

Consecutive Games with a 3-Point Field Goal

60, Pat Bradley (1997-98)

Most Points in Consecutive Games

82, Martin Terry
35 at TCU (02/20/73)
47 vs. SMU (02/24/73)

Double-Doubles in a Career

42, Dean Tolson (1972-74)
36, Joe Kleine (1983-85)
34, Derek Hood (1996-99)

Double-Doubles in a Season

18, Derek Hood (1999)
16, Moses Kingsley (2016); Dean Tolson (1974)
15, Joe Kleine (1984); Dean Tolson (1973)

Consecutive Double-Doubles

9, Dean Tolson (02/02/74 - 03/02/74)
6, Derek Hood (02/20/99 - 03/07/99)

Triple-Doubles

Alvin Robertson
23 pts, 11 rbs, 10 ast at Texas - W, 70-66 (01/19/84)
Courtney Fortson
20 pts, 10 rbs, 11 ast vs. NC Central - W, 98-70 (12/10/08)

Team

All-Time Record

1,647-927 (.640), 94 seasons

All-Time Conference Record

810-530 (.604)

All-Time SEC Record

225-201 (.528), 26 seasons

All-Time SWC Record

586-330 (.640), 68 seasons

All-Time Conference Tournament Record

47-35 (.573)

All-Time SEC Tournament Record

24-25 (.490)

All-Time SWC Tournament Record

23-10 (.697)

All-Time NCAA Tournament Record

42-31 (.575)

All-Time Record as a Ranked Team

Overall: 389-108 (.782)
Home: 172-13 (.930)
Away: 108-52 (.675)
Neutral: 109-43 (.717)

All-Time Record as a Top 10 Ranked Team

Overall: 190-43 (.815)
Home: 80-4 (.952)
Away: 47-21 (.691)
Neutral: 63-18 (.778)

All-Time Record as a Top Five Team

Overall: 113-24 (.825)
Home: 52-1 (.981)
Away: 28-15 (.651)
Neutral: 33-8 (.805)

All-Time Record as the No. 1-Ranked Team

Overall: 16-4 (.800)
Home: 8-0 (1.000)
Away: 6-2 (.750)
Neutral: 2-2 (.500)

All-Time Record vs. Ranked Teams

Overall: 90-132 (.405)
Home: 46-27 (.630)
Away: 13-55 (.191)
Neutral: 31-50 (.383)

All-Time Record vs. Top 10 Teams

Overall: 23-54 (.299)
Home: 16-7 (.696)
Away: 2-24 (.077)
Neutral: 5-23 (.179)

All-Time Record vs. Top Five Teams

Overall: 16-36 (.308)
Home: 9-4 (.692)
Away: 1-16 (.059)
Neutral: 6-16 (.273)

All-Time Record vs. No. 1 Ranked Teams

Overall: 1-9 (.100)
Home: 0-1 (.000)
Away: 0-3 (.000)
Neutral: 1-5 (.167)

All-Time Record in Top 25 Matchups

Overall: 38-43 (.469)
Home: 13-4 (.765)
Away: 3-15 (.167)
Neutral: 22-24 (.478)

Barnhill Arena All-Time Record

304-94 (.764)

Bud Walton Arena All-Time Record

332-77 (.812)

All-Time Record at Little Rock/North Little Rock, Ark.

85-26 (.767)

All-Time Record at Pine Bluff, Ark.

28-2 (.933)

Consecutive Winning Seasons

26 (1924-49)

Consecutive Non-Losing Seasons

28 (1924-51)

Consecutive Season-Opening Wins

25 (1924-48)

Longest Winning Streak

31 Games (1927-29)

Consecutive Conference Wins

21 (1926-29)

Consecutive Conference Losses

9 (1970-71)

Fewest Wins

5 (69-70, 70-71)

Fewest Losses

1 (27-28, 28-29)

Fewest Points

519 (16 games 1926-27)
643 (20 games or more 1929-30)

Greatest Scoring Margin

19.2 (90-91)

Lowest Scoring Average

28.0 (29-30, 643 in 23 games)

Worst Winning Percentage

.192 (5 wins 21 losses, 1970-71)

Most Points Allowed

3115 (1994-95; 39 games)

Fewest Points Allowed

374 (16 games; 1926-27)
448 (20 games or more 1925-26)

Longest Losing Streak

10 games (1970-71)

Fewest Personal Fouls

434 (1965-66)

Fewest Rebounds

862 (1981-82)

Smallest Margin of Victory

69 one-point games
(Last game 73-72 vs. Ole Miss, 03/10/17)

Smallest Margin of Defeat

63 one-point games
(Last game 86-85 at Missouri, 2/13/14)

Most Points in a Loss

110 vs. Baylor (111) OT, 3/2/71

All-Time Overtime Record

47-38, .553 (7-2 in 2 OT; 0-1 in 3OT)

Last OT Game

Arkansas 75, Texas Tech 68, 01/30/16

Last 2 OT Game

Arkansas 88, Auburn 80, 1/16/13

Last 3 OT Game

Houston 90, Arkansas 84, 2/9/80

Most OT Games in a Season

5, 2x, last in 2015-16 (2 wins, 3 losses)

Most Points Opponent Floor

117 (Arkansas 117, Auburn 105, 1/15/94)

Most Points Neutral Floor

120 (Arkansas 120, Texas 89, 3/10/91; Arkansas 120, Loyola-Marymount 101, 3/16/89)

Most Points 1st Half

78 vs. US International, 12/9/89

Most Points 2nd Half

88 vs. US International, 12/9/89

Most Points in OT

19 vs. LSU, 3/3/92; Arkansas 106, LSU 92

Fewest Points, Both Teams

28 (SMU 17, Arkansas 11 in 1923)

Fewest Points Allowed

6 (Arkansas 64, Fort Smith National Guard 6 in 1925)

Modern Record for Fewest Points Allowed (since 1935)

14 (Arkansas 39, Baylor 14 in 1936)

Fewest Turnovers

3 at Missouri, 1/24/15



NCAA Tournament Results (42-31, .575)

32 NCAA Tournament bids [31 appearances]

2017 SOUTH REGIONAL

1st rnd: Arkansas 77, Seton Hall 71
2nd rnd: North Carolina 72, Arkansas 65

2015 WEST REGIONAL

2nd rnd: Arkansas 56, Wofford 53
3rd rnd: North Carolina 87, Arkansas 78

2008 EAST REGIONAL

1st rnd: Arkansas 86, Indiana 72
2nd rnd: North Carolina 108, Arkansas 77

2007 EAST REGIONAL

1st rnd: Southern California 77, Arkansas 60

2006 OAKLAND REGIONAL

1st rnd: Bucknell 59, Arkansas 55

2001 WEST REGIONAL

1st rnd: Georgetown 63, Arkansas 61

2000 SOUTH REGIONAL

1st rnd: Miami (Fla.) 75, Arkansas 71

1999 WEST REGIONAL

1st rnd: Arkansas 94, Siena 80
2nd rnd: Iowa 82, Arkansas 72

1998 WEST REGIONAL

1st rnd: Arkansas 74, Nebraska 65
2nd rnd: Utah 69, Arkansas 65

1996 EAST REGIONAL

1st rnd: Arkansas 86, Penn State 80
2nd rnd: Arkansas 65, Marquette 56
Regional Semifinal (Sweet 16)
Massachusetts 79, Arkansas 63

1995 MIDWEST REGIONAL

1st rnd: Arkansas 79, Texas Southern 78
2nd rnd: Arkansas 96, Syracuse 94 (OT)
Regional Semifinal (Sweet 16)
Arkansas 96, Memphis 91 (OT)
Regional Final (Elite Eight)
Arkansas 68, Virginia 61
FINAL FOUR
Semifinal
Arkansas 75, North Carolina 68
Championship Game
UCLA 89, Arkansas 78
National Runner-Up

1994 MIDWEST REGIONAL

1st rnd: Arkansas 94, North Carolina A&T 79
2nd rnd: Arkansas 85, Georgetown 73
Regional Semifinal (Sweet 16)
Arkansas 103, Tulsa 84
Regional Final (Elite Eight)
Arkansas 76, Michigan 68
FINAL FOUR
Semifinal
Arkansas 91, Arizona 82
Championship Game
Arkansas 76, Duke 72
National Champion

1993 EAST REGIONAL

1st rnd: Arkansas 94, Holy Cross 64
2nd rnd: Arkansas 80, St. John's 74
Regional Semifinal (Sweet 16)
North Carolina 80, Arkansas 74

1992 MIDWEST REGIONAL

1st rnd: Arkansas 80, Murray State 60
2nd rnd: Memphis State 82, Arkansas 80

1991 SOUTHEAST REGIONAL

1st rnd: Arkansas 117, Georgia State 76
2nd rnd: Arkansas 97, Arizona State 90
Regional Semifinal (Sweet 16)
Arkansas 93, Alabama 70
Regional Final (Elite Eight)
Kansas 93, Arkansas 81

1990 MIDWEST REGIONAL

1st rnd: Arkansas 68, Princeton 64
2nd rnd: Arkansas 86, Dayton 84
Regional Semifinal (Sweet 16)
Arkansas 96, North Carolina 73
Regional Final (Elite Eight)
Arkansas 88, Texas 85
FINAL FOUR
Semifinal
Duke 97, Arkansas 83

1989 MIDWEST REGIONAL

1st rnd: Arkansas 120, Loyola-Marymount 101
2nd rnd: Louisville 93, Arkansas 74

1988 SOUTHEAST REGIONAL

1st rnd: Villanova 82, Arkansas 74

1985 WEST REGIONAL

1st rnd: Arkansas 63, Iowa 54
2nd rnd: St. John's 68, Arkansas 65

1984 EAST REGIONAL

2nd rnd: Virginia 53, Arkansas 51 (OT)

1983 MIDEAST REGIONAL

2nd rnd: Arkansas 78, Purdue 68
Regional semifinal (Sweet 16)
Louisville 65, Arkansas 63

1982 MIDWEST REGIONAL

2nd rnd: Kansas State 65, Arkansas 64

1981 MIDWEST REGIONAL

1st rnd: Arkansas 73, Mercer 67
2nd rnd: Arkansas 74, Louisville 73
Regional Semifinal (Sweet 16)
LSU 72, Arkansas 56

1980 MIDWEST REGIONAL

1st rnd: Kansas State 71, Arkansas 53

1979 MIDWEST REGIONAL

2nd rnd: Arkansas 74, Weber State 63
Regional Semifinal (Sweet 16)
Arkansas 73, Louisville 62
Regional Final (Elite Eight)
Indiana State 73, Arkansas 71

1978 FAR WEST REGIONAL

1st rnd: Arkansas 73, Weber State 52
Regional Semifinal (Sweet 16)
Arkansas 74, UCLA 70
Regional Final (Elite Eight)
Arkansas 61, California St.-Fullerton 58
FINAL FOUR
Semifinal
Kentucky 64, Arkansas 59
Third-Place Game
Arkansas 71, Notre Dame 69

1977 MIDWEST REGIONAL

1st rnd: Wake Forest 86, Arkansas 80

1958 WEST REGIONAL

Regional Final (Elite Eight)
Oklahoma State 65, Arkansas 40
Regional Consolation
Cincinnati 97, Arkansas 62

1949 WESTERN REGIONAL

Regional Final (Elite Eight)
Oregon State 56, Arkansas 38
Regional Consolation
Arkansas 64, Wyoming 40

1945 WESTERN REGIONAL

Regional Final (Elite Eight)
Arkansas 79, Oregon 76
FINAL FOUR
Oklahoma A&M 68, Arkansas 41

1941 WESTERN REGIONAL

Regional Final (Elite Eight)
Arkansas 52, Wyoming 40
FINAL FOUR
Semifinal
Washington State 64, Arkansas 53

*Arkansas received a bid in 1944 but was unable to participate due to an automobile accident prior to the tournament.

National Invitation Tournament Results (5-4, .556)

2014 at Arkansas 91, Indiana State 71
at California 75, Arkansas 64 (2nd round)

1997 at Arkansas 101, Northern Arizona 75
at Arkansas 76, Pittsburgh 71 (2nd round)
at Arkansas 86, Nevada-Las Vegas 73 (quarterfinals)
FINAL FOUR (New York, N.Y.)
Michigan 77, Arkansas 62 (semifinals)
Connecticut 74, Arkansas 64 (3rd place)

1987 at Arkansas 67, Arkansas St. 64 (OT)
at Nebraska 78, Arkansas 71 (2nd round)

Preseason NIT Results (4-2, .667)

2002 at Arkansas 64, Maine 47
Wake Forest 76, at Arkansas 71

1991 at Arkansas 107, Vanderbilt 70
at Arkansas 110, Oklahoma 88
FINAL FOUR (New York, N.Y.)
Arkansas 98, Duke 88 (semifinals)
Arizona 89, Arkansas 77 (finals)



Individual Records

Points

Single-Game: 34, Mario Credit vs. Loyola-Marymount, March 16, 1989
 Career: 291, Corliss Williamson (1993-95) (15 games)

Field Goals Made

Single-Game: 14, Mario Credit vs. Loyola-Marymount, March 16, 1989 (21 attempts)
 14, Todd Day vs. Alabama, March 21, 1991 (24 attempts)
 Career: 123, Corliss Williamson (1993-95) (207 attempts; 15 games)

Field Goals Attempted

Single-Game: 24, Todd Day vs. Alabama, March 21, 1989 (14 made)
 24, Corliss Williamson vs. Duke, April 4, 1994 (10 made)
 Career: 207, Corliss Williamson (1993-95) (123 made; 15 games)

Field Goal Percentage (min 8 attempts)

Single-Game: 1.000, Steve Schall vs. Weber State, March 11, 1979 (9-9)
 .889, Michael Qualls vs. Wofford, March 19, 2015 (8-9)

Free Throws Attempted

Single-Game: 14, Sidney Moncrief vs. Louisville, March 15, 1979 (13 made)
 14, Darrell Walker vs. Purdue, March 19, 1983 (7 made)
 Career: 82, Corliss Williamson (1993-95) (57 made; 15 games)

Free Throws Made

Single-Game: 13, Sidney Moncrief vs. Louisville, March 15, 1979 (14 attempts)
 Career: 57, Corliss Williamson (1993-95) (82 attempts; 15 games)

Free Throw Percentage (min 8 attempts)

Single-Game: 1.000, Scott Hastings (8-8) vs. Louisville, March 14, 1981
 .909, Michael Qualls (10-11) vs. North Carolina, March 21, 2015
 Career: .901, Darrell Hawkins, 20-22 (1989-90, '91-92) (9 games)

Assists

Single-Game: 12, Keith Wilson vs. Loyola-Marymount, March 16, 1989
 Career: 69, Lee Mayberry (1989-92) (13 games)

Steals

Single-Game: 8, Alvin Robertson vs. Purdue, March 19, 1983
 8, Alvin Robertson vs. Virginia, March 18, 1984
 Career: 31, Lee Mayberry (1989-92) (13 games)

Blocks

Single-Game: 5, Corliss Williamson vs. Tulsa, March 25, 1994
 Career: 23, Oliver Miller (1989-92) (13 games)

Turnovers

Single-Game: 10, Jim Counce vs. Wake Forest, March 12, 1977

Minutes Played

Single-Game: 45, Joe Kleine and Alvin Robertson vs. Virginia, March 18, 1984
 Career: 483, Corliss Williamson (1993-95) (15 games)

Team Records

Points

Most: 120, vs. Loyola-Marymount, March 16, 1989
 Least: 38, vs. Oregon State, 1949

Field Goals Attempted

Most: 98, vs. Louisville, March 18, 1989 (35 made)
 Least: 42, vs. Virginia, March 18, 1984 (20 made)

Field Goals Made

Most: 47, vs. Loyola-Marymount, March 16, 1989 (81 attempts)
 Least: 13, vs. Oregon State, March 18, 1949 (63 attempts)

Field Goal Percentage

High: .680, vs. Wake Forest, March 12, 1977 (31-63)
 Low: .206, vs. Oregon State, March 18, 1949 (13-63)

Free Throws Made

Most: 31, vs. Georgia State, March 15, 1991 (42 attempts)
 Least: 3, vs. Cal State-Fullerton, March 18, 1978 (6 attempts)

Free Throws Attempted

Most: 42, vs. Georgia State, March 15, 1991 (31 made)
 Least: 6, vs. Cal State-Fullerton, March 18, 1978 (3 made)

Free Throw Percentage (min 10 attempts)

High: .905, vs. Nebraska, March 12, 1998 (19-21)
 Low: .425, vs. Mercer, March 12, 1981 (19-40)

Assists

Most: 32, vs. Georgia State, March 15, 1991
 Least: 3, vs. Villanova, March 18, 1988

Steals

Most: 18, vs. Holy Cross, March 18, 1993
 Least: 0, vs. Indiana State, March 17, 1979

Blocks

Most: 8, vs. Georgia State, March 15, 1991
 Least: 0, twice

Turnovers

Most: 25, vs. Massachusetts, March 21, 1996
 Least: 7, vs. St. John's, March 20, 1993

Opponent Single-Game Team Records

Points

Most: 108, vs. N. Carolina, March 23, 2008
 Least: 40, vs. Wyoming, 1941

Field Goals Attempted

Most: 98, vs. Loyola-Marymount, March 16, 1989 (35 made)
 Least: 39, vs. St. John's, March 16, 1985 (23 made)

Field Goals Made

Most: 44, vs. N. Carolina, March 23, 2008 (65 attempts)
 Least: 15, vs. Marquette, March 21, 1996 (56 attempts)

Field Goal Percentage

High: .677, vs. N. Carolina, March 23, 2008 (44-65)
 Low: .268, vs. Marquette, March 16, 1996 (15-56)

Free Throws Made

Most: 29, vs. North Carolina, March 21, 2015 (37 attempts)
 Least: 2, vs. UCLA, March 16, 1978 (8 attempts)

Free Throws Attempted

Most: 39, vs. Duke, March 31, 1990 (28 made)
 Least: 5, vs. Virginia, March 18, 1984 (3 made)

Free Throw Percentage

High: .920, vs. Southern California, March 16, 2007 (23-25)
 Low: .250, vs. UCLA, March 16, 1978 (2-8)

Assists

Most: 28, vs. Louisville, March 18, 1989; North Carolina, March 23, 2008
 Least: 7, vs. Utah, March 14, 1998

Steals

Most: 16, vs. North Carolina A&T, March 18, 1994
 Least: 0, several times

Blocks

Most: 8, vs. Louisville, March 14, 1981
 Least: 0, several times

Turnovers

Most: 32, vs. Georgia St., March 15, 1991
 Least: 7, vs. Indiana State, March 17, 1979; North Carolina, March 23, 2008; Wofford, March 19, 2015



» YEAR-BY-YEAR RECORDS

Season	Coach	Record	Conference	Finish	Postseason	Season	Coach	Record	Conference	Finish	Postseason
1923-24	Francis Schmidt	17-11	3-9	7th	--	1994-95	Nolan Richardson	32-7	12-4	T-1st West	NCAA Runner-up
1924-25	Francis Schmidt	21-5	9-3	3rd	--	1995-96	Nolan Richardson	20-13	9-7	T-2nd West	NCAA Regional Semifinal
1925-26	Francis Schmidt	23-2	11-1	1st	--	1996-97	Nolan Richardson	18-14	8-8	2nd West	NIT Final Four
1926-27	Francis Schmidt	14-2	8-2	1st	--	1997-98	Nolan Richardson	24-9	11-5	2nd West	NCAA Second Round
1927-28	Francis Schmidt	19-1	12-0	1st	--	1998-99	Nolan Richardson	23-11	9-7	2nd West	NCAA Second Round
1928-29	Francis Schmidt	19-1	11-1	1st	--	1999-00	Nolan Richardson	19-15	7-9	3rd West	NCAA First Round
1929-30	Charles Bassett	16-7	10-2	1st	--	2000-01	Nolan Richardson	20-11	10-6	2nd West	NCAA First Round
1930-31	Charles Bassett	14-9	7-5	T-3rd	--	2001-02	Nolan Richardson**	14-15	6-10	T-4th West	--
1931-32	Charles Bassett	18-6	8-4	3rd	--	2002-03	Stan Heath	9-19	4-12	T-5th West	--
1932-33	Charles Bassett	14-7	6-6	4th	--	2003-04	Stan Heath	12-16	4-12	6th West	--
1933-34	Glen Rose	16-8	6-6	T-3rd	--	2004-05	Stan Heath	18-12	6-10	4th West	--
1934-35	Glen Rose	14-5	9-3	T-1st	--	2005-06	Stan Heath	22-10	10-6	T-2nd West	NCAA First Round
1935-36	Glen Rose	24-3	11-1	1st	--	2006-07	Stan Heath	21-14	7-9	3rd West	NCAA First Round
1936-37	Glen Rose	12-6	8-4	2nd	--	2007-08	John Pelphrey	23-12	9-7	2nd West	NCAA Second Round
1937-38	Glen Rose	19-3	11-1	1st	--	2008-09	John Pelphrey	14-16	2-14	6th West	--
1938-39	Glen Rose	18-5	9-3	2nd	--	2009-10	John Pelphrey	14-18	7-9	T-3rd West	--
1939-40	Glen Rose	12-10	6-6	4th	--	2010-11	John Pelphrey	18-13	7-9	T-3rd West	--
1940-41	Glen Rose	20-3	12-0	1st	NCAA Final Four	2011-12	Mike Anderson	18-14	6-10	9th	--
1941-42	Glen Rose	19-4	10-2	T-1st	--	2012-13	Mike Anderson	19-13	10-8	7th	--
1942-43	Eugene Lambert	19-7	8-4	3rd	--	2013-14	Mike Anderson	22-12	10-8	5th	NIT Second Round
1943-44	Eugene Lambert	16-8	11-1	T-1st	NCAA Selection*	2014-15	Mike Anderson	27-9	13-5	2nd	NCAA Third Round
1944-45	Eugene Lambert	17-9	9-3	2nd	NCAA Final Four	2015-16	Mike Anderson	16-16	9-9	8th	--
1945-46	Eugene Lambert	16-7	9-3	2nd	--	2016-17	Mike Anderson	26-10	12-6	3rd	NCAA Second Round
1946-47	Eugene Lambert	14-10	8-4	T-2nd	--	Totals	94 years	1,647-926	810-530		
1947-48	Eugene Lambert	16-8	8-4	3rd	--			(.640)	(.604)		
1948-49	Eugene Lambert	15-11	9-3	T-1st	NCAA Regional						
1949-50	Presley Askew	12-12	8-4	T-1st	--						
1950-51	Presley Askew	13-11	7-5	4th	--						
1951-52	Presley Askew	10-14	4-8	T-6th	--						
1952-53	Glen Rose	10-11	4-8	T-5th	--						
1953-54	Glen Rose	13-9	6-6	T-3rd	--						
1954-55	Glen Rose	14-9	8-4	T-2nd	--						
1955-56	Glen Rose	11-12	9-3	2nd	--						
1956-57	Glen Rose	11-12	5-7	5th	--						
1957-58	Glen Rose	17-10	9-5	T-1st	NCAA Regional						
1958-59	Glen Rose	9-14	6-8	T-5th	--						
1959-60	Glen Rose	12-11	7-7	T-4th	--						
1960-61	Glen Rose	16-7	9-5	3rd	--						
1961-62	Glen Rose	14-10	5-9	6th	--						
1962-63	Glen Rose	13-11	8-6	4th	--						
1963-64	Glen Rose	9-14	6-8	6th	--						
1964-65	Glen Rose	9-14	5-9	5th	--						
1965-66	Glen Rose	13-10	7-7	T-4th	--						
1966-67	Duddy Waller	6-17	4-10	T-7th	--						
1967-68	Duddy Waller	10-14	7-7	5th	--						
1968-69	Duddy Waller	10-14	4-10	8th	--						
1969-70	Duddy Waller	5-19	3-11	8th	--						
1970-71	Lanny Van Eman	5-21	1-13	8th	--						
1971-72	Lanny Van Eman	8-18	5-9	6th	--						
1972-73	Lanny Van Eman	16-10	9-5	T-2nd	--						
1973-74	Lanny Van Eman	10-16	6-8	5th	--						
1974-75	Eddie Sutton	17-9	11-3	2nd	--						
1975-76	Eddie Sutton	19-9	9-7	4th	--						
1976-77	Eddie Sutton	26-2	16-0	1st	NCAA First Round						
1977-78	Eddie Sutton	32-4	14-2	T-1st	NCAA Final Four						
1978-79	Eddie Sutton	25-5	13-3	T-1st	NCAA Regional Final						
1979-80	Eddie Sutton	21-8	13-3	2nd	NCAA First Round						
1980-81	Eddie Sutton	24-8	13-3	1st	NCAA Regional Semifinal						
1981-82	Eddie Sutton	23-6	12-4	1st	NCAA Second Round						
1982-83	Eddie Sutton	26-4	14-2	2nd	NCAA Regional Semifinal						
1983-84	Eddie Sutton	25-7	14-2	2nd	NCAA First Round						
1984-85	Eddie Sutton	22-13	10-6	2nd	NCAA Second Round						
1985-86	Nolan Richardson	12-16	4-12	7th	--						
1986-87	Nolan Richardson	19-14	8-8	5th	NIT Second Round						
1987-88	Nolan Richardson	21-9	11-5	T-2nd	NCAA First Round						
1988-89	Nolan Richardson	25-7	13-3	1st	NCAA Second Round						
1989-90	Nolan Richardson	30-5	14-2	1st	NCAA Final Four						
1990-91	Nolan Richardson	34-4	15-1	1st	NCAA Regional Final						
	• Arkansas joins the Southeastern Conference •										
1991-92	Nolan Richardson	26-8	13-3	1st Overall	NCAA Second Round						
1992-93	Nolan Richardson	22-9	10-6	1st West	NCAA Regional Semifinal						
1993-94	Nolan Richardson	31-3	14-2	1st Overall	NCAA Champion						

* Southwest Conference champion Arkansas prevented from participating in NCAA Tournament due to an automobile accident.

** Mike Anderson was 1-1 as interim head coach.



Head Coach Nolan Richardson, with former President of the United States Bill Clinton, won 389 games and guided Arkansas to the Final Four three times from 1986-2002.



Years	Coach	Years	NCAA Appearances	W	L	Pct.
1924-29	Francis Schmidt	6	0	113	22	.837
1930-33	Charles Bassett	4	0	62	29	.681
1934-42	Glen Rose	9	1	154	47	.766
1943-49	Eugene Lambert	7	3	113	60	.653
1950-52	Presley Askew	3	0	35	37	.486
1953-66	Glen Rose	14	1	171	154	.526
1967-70	Duddy Waller	4	0	31	64	.326
1971-74	Lanny Van Eman	4	0	39	65	.375
1975-85	Eddie Sutton	11	9	260	75	.776
1986-02	Nolan Richardson	17	13	389	169	.697
2003-07	Stan Heath	5	2	82	71	.536
2008-11	John Pelphrey	4	1	69	59	.539
2012-pres.	Mike Anderson	6	3	128	74	.634
Totals		94	33	1,647	927	.640




MIKE ANDERSON



PRESLEY ASKEW



CHARLES BASSETT




STAN HEATH




EUGENE LAMBERT



JOHN PELPHREY



NOLAN RICHARDSON



GLEN ROSE



FRANCIS SCHMIDT



EDDIE SUTTON



LARRY VAN EMAN



DUDDY WALLER

**The records do not reflect Mike Anderson's 1-1 record as interim coach during the 2001-02 season.*



» YEAR-BY-YEAR RESULTS

1923-24 17-11, 3-9 (7th) Coach: Francis Schmidt

Opponent	Site	W/L	Score
@NE Oklahoma St.	A	W	19-13
@NE Oklahoma St.	A	W	33-12
Boynton Boys School	H	W	46-18
Jonesboro YMCA	H	L	38-25
Gay Oil Company	H	W	34-19
North Little Rock High	H	W	35-28
Fort Smith Faculty	H	W	69-8
Ozark Athletic Club	H	W	61-36
NE Oklahoma St.	H	W	43-22
NE Oklahoma St.	H	W	42-14
Arkansas Normal	H	W	62-27
Arkansas Normal	H	W	34-14
Southwest Missouri St.	H	L	38-31
Southwest Missouri St.	H	W	22-21
SMU*	H	L	17-11
SMU*	H	W	21-15
TCU*	H	L	31-30
TCU*	H	L	23-21
Hendrix College	H	W	28-18
Hendrix College	H	W	39-21
@Baylor*	A	L	33-29
@Baylor*	A	W	28-14
@Texas A&M*	A	L	35-27
@Texas A&M*	A	L	32-17
@Rice*	A	L	22-19
@Rice*	A	W	29-22
Texas*	H	L	30-26
Texas*	H	L	32-21

* Southwest Conference games

1924-25 21-5, 9-3 (3rd) Coach: Francis Schmidt

Opponent	Site	W/L	Score
@College of the Ozarks	A	W	27-18
Gay Oil Company @ LR	N	W	31-13
England National Bank @ LR	N	W	31-22
Stuttgart Athletic Club	H	W	34-18
Jonesboro YMCA	H	W	28-24
Southeast Missouri St.	H	L	28-21
@Cairo (Ill.) Aces	A	W	35-7
@Bemis (Tenn.) YMCA	A	W	31-24
@Arkansas St.	A	W	31-9
@England Athletic Club	A	W	78-22
Hendrix College	H	W	40-16
Hendrix College	H	W	34-25
@SMU*	A	W	29-25
@SMU*	A	W	39-20
@TCU*	A	L	28-26
@TCU*	A	W	21-20
Baylor*	H	W	39-14
Baylor*	H	W	23-14
Rice*	H	W	37-19
Rice*	H	W	29-9
Texas A&M*	H	W	54-18
Texas A&M*	H	W	38-17
@Texas*	A	L	20-18
@Texas*	A	L	21-12
Oklahoma St.	H	W	21-17
Oklahoma St.	H	L	25-23

* Southwest Conference games

1925-26 23-2, 11-1 (1st) SWC champion Coach: Francis Schmidt

Opponent	Site	W/L	Score
@Ozark Athletic Club	A	W	81-7
@Fort Smith National Guard	A	W	64-6
Union Trust Company @ LR	N	W	35-22
England Athletic Club	H	W	64-18
@Jonesboro YMCA	A	W	29-22
@Arkansas St.	A	W	32-14
@Centralia (Ill.) Lions	A	W	29-13
@New Coliseum (St. Louis) Ath. Club	A	W	29-20
@St. Louis	A	L	40-30
Hendrix College	H	W	43-25
Hendrix College	H	W	39-21
SMU*	H	W	29-27
SMU*	H	W	28-8
@Baylor*	A	W	22-9
@Baylor*	A	W	19-14
Centenary	H	W	69-21
Centenary	H	W	43-9
Texas*	H	W	35-12
Texas*	H	W	27-7
@Rice*	A	W	54-15
@Rice*	A	W	25-17
@Texas A&M*	A	W	37-27
@Texas A&M*	A	W	35-21
TCU*	H	W	24-23
TCU*	H	L	30-15

* Southwest Conference games

1926-27 14-2, 8-2 (1st) SWC champion Coach: Francis Schmidt

Opponent	Site	W/L	Score
NE Oklahoma St.	H	W	27-13
NE Oklahoma St.	H	W	25-19
@Graham & Broening @ LR	A	W	38-34
@Southwestern Bell @ LR	A	W	42-26
@Jonesboro YMCA	A	W	49-25
@Arkansas St.	A	W	42-12
Rice*	H	W	36-18
Rice*	H	W	34-18
@TCU*	A	W	24-16
@TCU*	A	W	23-22
Texas A&M*	H	W	37-34
Texas A&M*	H	W	25-16
@Texas*	A	L	32-29
@Texas*	A	L	28-24
@SMU*	A	W	32-30
@SMU*	A	W	32-31

* Southwest Conference games

1927-28 19-1, 12-0 (1st) SWC champion Coach: Francis Schmidt

Opponent	Site	W/L	Score
NE Oklahoma St.	H	W	59-29
NE Oklahoma St.	H	W	61-24
@Drury College	A	W	39-20
@Southwest Missouri St.	A	L	45-31
@College of the Ozarks	A	W	53-27
@College of the Ozarks	A	W	59-20
TCU*	H	W	23-18
TCU*	H	W	28-24
Texas*	H	W	42-26
Texas*	H	W	59-29
Hendrix College	H	W	69-30
Hendrix College	H	W	50-24
@Baylor*	H	W	59-21
@Baylor*	H	W	34-21



Long before Bud Walton Arena and even Barnhill Arena, Arkansas played its home games in Schmitt's Barn.



» YEAR-BY-YEAR RESULTS

Texas A&M*	H	W	66-38
@Rice*	A	W	50-45
@Rice*	A	W	40-35

*Southwest Conference games

1939-40 12-10, 6-6 (4th) Coach: Glen Rose

Opponent	Site	W/L	Score
SE Oklahoma St.	H	W	32-20
SE Oklahoma St.	H	L	26-25
Pittsburg (Kan.) St.	H	L	62-50
Pittsburg (Kan.) St.	H	W	49-42
Oklahoma	H	L	49-36
Oklahoma	H	W	40-38

All-College Tournament • Oklahoma City, Okla.

West Texas St.	N	W	48-43
Pittsburg (Kan.) St.	N	W	44-33
Oklahoma St.	N	L	32-26
Central (Mo.) St.	N	W	60-46
Texas*	H	L	52-33
Texas*	H	W	54-44
@Baylor*	A	L	40-24
@Baylor*	A	L	47-39
SMU*	H	W	75-40
SMU*	H	W	36-26
@Texas A&M*	A	W	37-25
@Texas A&M*	A	L	41-38
@Rice*	A	L	60-43
@Rice*	A	L	42-28
TCU*	H	W	59-45
TCU*	H	W	52-36

*Southwest Conference games

1940-41 20-3, 12-0 (1st) SWC champion NCAA Final Four Coach: Glen Rose

Opponent	Site	W/L	Score
Drury College	H	W	62-17
Drury College	H	W	46-20
@Murray St.	A	W	52-30
Southwestern (Tenn.)	H	W	58-35
Phillips 66ers @ LR	N	W	38-24
@Phillips 66ers	A	L	35-33
@Pittsburg (Kan.) St.	A	W	48-45
@Texas*	A	W	50-38
@Texas*	A	W	44-34
Texas A&M*	H	W	68-33
Texas A&M*	H	W	58-36
Pittsburg (Kan.) St.	H	W	71-45
Baylor*	H	W	62-48
Baylor*	H	W	36-31
Rice*	H	W	66-41
Rice*	H	W	48-43
Phillips 66ers @ Tulsa	N	L	31-26
@TCU*	A	W	67-42
@TCU*	A	W	66-43
@SMU*	A	W	40-23
@SMU*	A	W	40-32

NCAA Western Regional • Kansas City, Mo.

Wyoming	N	W	52-40
---------	---	---	-------

NCAA Final Four • Kansas City, Mo.

Washington St.	N	L	64-53
----------------	---	---	-------

*Southwest Conference games

1941-42 19-4, 10-2 (T1st) SWC champion Coach: Glen Rose

Opponent	Site	W/L	Score
SE Oklahoma St.	H	W	30-19
SE Oklahoma St.	H	W	38-36
Central (Okla.) St.	H	W	43-23
Central (Okla.) St.	H	W	42-25

All-College Tournament • Oklahoma City, Okla.

Central (Mo.) St.	N	W	44-36
West Texas St.	N	L	54-41
SMU	N	W	52-22
East Central (Okla.)	N	W	54-28

@Phillips 66ers	A	L	34-33
SMU*	H	W	35-33
SMU*	H	W	36-34
@Rice*	A	L	51-38
@Rice	A	W	55-47
Tulsa	H	W	59-30
@Baylor*	A	W	53-43
@Baylor*	A	W	50-45
@Texas A&M*	A	W	47-45
@Texas A&M*	A	W	40-31
Texas*	H	W	42-34
Texas*	H	L	58-37
Tulsa	H	W	69-27
TCU*	H	W	41-33
TCU*	H	W	63-37

*Southwest Conference games

1942-43 19-7, 8-4 (3rd) Coach: Eugene Lambert

Opponent	Site	W/L	Score
Camp Crowder (Mo.)	H	W	43-31
East Central (Okla.)	H	W	50-35
Pittsburg (Kan.) St.	H	W	57-46
@Camp Crowder (Mo.)	A	W	40-29
@Drury College	A	W	42-29
@Southwest Missouri St.	A	W	47-31
Ouachita College @ Fort Smith	N	W	44-29
Texas Tech	N	W	43-38
Texas Wesleyan	N	W	52-46
Texas	N	W	66-44
TCU	N	L	37-25

All-College Tournament • Oklahoma City, Okla.

@Phillips 66ers	A	L	48-27
Pittsburg (Kan.) St.	H	W	43-38
@St. Louis	A	L	43-37
@SMU*	A	W	39-35
@SMU*	A	W	36-29
Rice*	H	W	52-35
Rice*	H	L	41-37
Baylor*	H	W	68-35
Baylor*	H	W	40-38
@Texas*	A	L	45-31
@Texas*	A	L	48-35
Texas A&M*	H	W	74-49
Texas A&M*	H	L	67-52
@TCU*	A	W	33-23
@TCU*	A	W	54-39

*Southwest Conference games

1943-44 16-8, 11-1 (T1st) SWC champion Coach: Eugene Lambert

Opponent	Site	W/L	Score
Conway (Ark.) AAU	H	W	60-33
Pittsburg (Kan.) St.	H	W	42-37
Springfield (Mo.) AAU	H	W	65-40
@Camp Chaffee (Ark.)	A	W	58-52
@City College of New York	A	W	39-37
@Albright College	A	L	47-40
DePaul @ Buffalo, N.Y.	N	L	59-30
TCU*	H	W	71-50
TCU*	H	W	60-29
@Rice*	A	W	42-41
@Rice*	A	L	67-41
SMU*	H	W	68-58
SMU*	H	W	74-49
@Oklahoma St.	A	L	66-41
Oklahoma St. @ Oklahoma City	N	L	17-15
@Phillips 66ers	A	L	57-42
@Baylor*	A	W	45-28
@Baylor*	A	W	36-34
Texas*	H	W	59-48
Texas*	H	W	54-46
@Pittsburg (Kan.) St.	A	L	50-42
@Texas A&M*	A	W	70-35
@Texas A&M*	A	W	60-38
Champ Chaffee (Fort Smith)	H	L	58-42

*Southwest Conference games

1944-45 17-9, 9-3 (2nd) NCAA Final Four Coach: Eugene Lambert

Opponent	Site	W/L	Score
@Pittsburg (Kan.) St.	A	W	45-3
Blytheville AAB (Ark.)	H	W	76-45
@City College of New York	A	W	59-47
@Westminster College (Pa.)	A	L	71-61

All-College Tournament • Oklahoma City, Okla.

Denver	N	W	50-36
Oklahoma	N	W	54-51
Oklahoma St.	N	L	43-34
Baylor*	H	W	94-28
Baylor*	H	W	90-30
Phillips 66ers	H	L	60-40
Oklahoma St. @ LR	N	W	41-38
Oklahoma St. @ El Dorado	N	L	49-40
@Texas*	A	L	49-40
@Texas*	A	W	74-38
@Rice*	A	L	57-46
@Rice*	A	L	69-56
@TCU*	A	W	37-33
@TCU*	A	W	60-35
Pittsburg (Kan.) St.	H	W	76-45
@SMU*	A	W	59-52
@SMU*	A	W	65-49
Texas A&M*	H	W	80-21
Texas A&M*	H	W	87-36
Phillips 66ers	H	L	62-34

NCAA Western Regional • Kansas City, Mo.

Oregon	N	W	79-76
--------	---	---	-------

NCAA Final Four • Kansas City, Mo.

Oklahoma St.	N	L	68-41
--------------	---	---	-------

*Southwest Conference games

1945-46 16-7, 9-3 (2nd) Coach: Eugene Lambert


Opponent	Site	W/L	Score
Camp Chaffee (Ark.)	H	W	76-35
Sedalia AAB (Mo.)	H	W	101-37
Western Kentucky @ LR	N	W	66-46
Western Kentucky @ LR	N	W	67-38
Memphis NATC	H	W	52-47
@New York University	A	L	63-62
@Kentucky	A	L	67-42
Texas*	H	W	55-47
Texas*	H	W	90-63
@Baylor*	A	W	49-37
@Baylor*	A	L	40-28
Camp Hood (Texas)	H	W	62-53
SMU*	H	W	81-53
SMU*	H	W	74-56
Rice*	H	W	62-45
Rice*	H	W	68-25
TCU*	H	L	53-50
TCU*	H	W	58-36
@Oklahoma St.	A	L	53-29
Oklahoma St. @ Oklahoma City	N	L	46-31
Camp Robinson (Ark.)	H	W	64-53
@Texas A&M*	A	L	56-55
@Texas A&M*	A	W	53-43

*Southwest Conference games

1946-47 14-10, 8-4 (T-2nd) Coach: Eugene Lambert

Opponent	Site	W/L	Score
Tulsa	H	W	56-21
Southwest Missouri St. @ Joplin	N	W	62-55

Big Six Tournament • Kansas City, Mo.



George Kok's 22 points against Oregon in 1945 helped send Arkansas to its second Final Four.



1980-81
24-8, 13-3 (1st)
SWC champion
NCAA Regional Semifinal (Sweet 16)
Final Ranking: No. 20 (AP)
Coach: Eddie Sutton

Table with columns: Date, Opponent, UA/Opp Rank, Site, W/L, Score. Includes games against Missouri, LSU, North Carolina, etc.

SWC Tournament • San Antonio, Texas
3/2 Texas 15/nr N L 76-73

Lineup Name Pts. Rebs. Ast.
6-2 Sr. G U.S. Reed 13.0 4.1

1981-82
23-6, 12-4 (1st)
SWC champion
NCAA First Round
Final Ranking: #12 (AP)/#13 (UPI)
Coach: Eddie Sutton

Table with columns: Date, Opponent, UA/Opp Rank, Site, W/L, Score. Includes games against Michigan, @UT-San Antonio, etc.

SWC Tournament • Dallas, Texas
3/5 TCU 14/nr N W 80-70

Lineup Name Pts. Rebs. Ast.
6-3 Jr. G Darrell Walker 14.8 5.2 3.5

1982-83
26-4, 14-2 (2nd)
NCAA Regional Semifinal (Sweet 16)
#9 (AP & UPI)/#10 (ESPN/USA Today)
Coach: Eddie Sutton

Table with columns: Date, Opponent, UA/Opp Rank, Site, W/L, Score. Includes games against Southeast Mo. St., Texas-San Antonio, etc.

SWC Tournament • Dallas, Texas
3/10 TCU 6/nr N L 61-59

NCAA Midwest Regional • Tampa, Fla.
3/19 Purdue 9/nr N W 78-68

NCAA Midwest Regional • Knoxville, Tenn.
3/24 Louisville 9/2 N L 65-63

Lineup Name Pts. Rebs. Ast.
6-3 Jr. G Alvin Robertson 14.2 4.9 3.6

1983-84
25-7, 14-2 (2nd)
NCAA First Round
#7 (UPI)/#8 (AP)/#13 (ESPN/USA Today)
Coach: Eddie Sutton

Table with columns: Date, Opponent, UA/Opp Rank, Site, W/L, Score. Includes games against Fordham, Oklahoma, North Carolina St., etc.

SWC Tournament • Houston, Texas
3/10 Texas A&M 8/nr N W 49-47

NCAA East Regional • East Rutherford, N.J.
3/11 Virginia 8/nr N L 53-51 (OT)

Lineup Name Pts. Rebs. Ast.
6-2 Sr. G Ricky Norton 8.6 1.5



Charles Balentine and the Razorbacks were greeted by fans in Fayetteville after defeating No. 1 North Carolina.



The Razorbacks celebrate winning the 1989 Southwest Conference Tournament Championship.

1/10	Texas*	2/nr	H	W	101-89
1/12	@Texas Tech*	2/nr	A	W	113-86
1/15	@TCU*	2/nr	A	W	93-73
1/19	SMU*	2/nr	H	W	98-70
1/21	@Florida St.	2/nr	A	W	109-92
1/23	Texas A&M*	2/nr	H	W	113-88
1/26	@Baylor*	2/nr	A	W	73-68
1/30	Ala.-Birmingham	2/nr	H	W	104-72
2/2	Rice*	2/nr	H	W	100-87
2/7	@Houston*	2/nr	A	W	81-74
2/10	UNLV	2/1	H	L	112-105
2/13	Texas Tech*	3/nr	H	W	87-69
2/16	TCU*	3/nr	H	W	97-61
2/20	@SMU*	3/nr	A	W	79-70
2/23	@Texas A&M*	3/nr	A	W	111-72
2/26	Baylor*	3/nr	H	W	106-74
3/3	@Texas*	3/23	A	L	99-86

SWC Tournament • Dallas, Texas

3/8	Texas A&M	5/nr	N	W	108-61
3/9	Rice	5/nr	N	W	109-80
3/10	Texas	5/23	N	W	120-89

NCAA Southeast Regional • Atlanta, Ga.

3/15	Georgia St.	2/nr	N	W	117-76
3/17	Arizona St.	2/nr	N	W	97-90

NCAA Southeast Regional • Charlotte, N.C.

3/21	Alabama	2/19	N	W	93-70
3/23	Kansas	2/12	N	L	93-81

*Southwest Conference games

Lineup (most starts)

	Name	Pts.	Rebs.	Ast.
5-10	Sr. G Arlyn Bowers	11.1	1.9	
6-2	Jr. G Lee Mayberry	13.2	3.4	5.5
6-8	Jr. G/F Todd Day	20.7	5.3	
6-8	Jr. F/C Isaiah Morris	7.5	4.1	
6-9	Jr. C Oliver Miller	15.5	7.7	

12/17	Missouri	11/nr	H	L	87-76
12/10	@Kansas St.	19/nr	A	W	70-59
12/19	Montevallo @ LR	19/nr	N	W	91-70
12/21	Arizona	19/2	H	W	65-59
12/23	@Tulsa	15/nr	A	W	74-64
12/28	Jackson St. @ LR	15/nr	N	W	89-66
12/30	@South Alabama	16/nr	A	W	101-82
1/2	Quincy Coll. @ PB	16/nr	N	W	123-60
1/4	Auburn*	16/nr	H	W	110-92
1/8	@Alabama*	13/16	A	L	65-63
1/11	@LSU*	13/nr	A	W	101-90
1/15	Mississippi St.*	12/nr	H	W	99-78
1/18	@Ole Miss*	12/nr	A	W	114-93
1/22	Florida*	9/nr	H	W	75-62
1/25	@Kentucky*	9/8	A	W	105-88
2/5	@Tennessee*	5/nr	A	L	83-81
2/8	@Memphis	5/nr	A	L	92-88
2/12	Vanderbilt*	11/nr	H	W	91-71
2/15	South Carolina*	11/nr	H	W	89-73
2/18	@Georgia*	10/nr	A	L	87-78
2/22	Alabama*	10/14	H	W	90-87
2/26	@Auburn*	9/nr	A	W	82-74
2/29	@Mississippi St.*	9/nr	A	W	84-76
3/3	LSU*	7/23	H	W	106-92 (OT)
3/7	Ole Miss*	7/nr	H	W	100-83

SEC Tournament • Birmingham, Ala.

3/13	Georgia	6/nr	N	W	73-60
3/14	Alabama	6/17	N	L	90-89

NCAA Midwest Regional • Milwaukee, Wis.

3/19	Murray St.	9/nr	N	W	80-69
3/21	Memphis	9/nr	N	L	82-80

*Southeastern Conference games

Lineup (most starts)

	Name	Pts.	Rebs.	Ast.
6-2	Sr. G Lee Mayberry	15.2	2.3	5.9
6-1	Jr. G Shepherd	6.7	2.5	
6-9	Sr. G/F Todd Day	22.7	7.0	
6-9	Sr. C Miller	13.5	7.7	
6-8	Sr. F Morris	10.2	5.0	

**1992-93
22-9, 10-6 (3rd)**

**NCAA Regional Semifinal (Sweet 16)
#10 (ESPN/USA Today)/#12 (AP & UPI)
Coach: Nolan Richardson**

Date	Opponent	UA/Opp Rank	Site	W/L	Score
12/2	Memphis	nr/8	H	W	81-76
12/3	Tennessee-Martin		H	W	90-72
12/6	@Arizona	nr/9	A	W	86-80

12/17	SE Mo. St. @ PB	12/nr	N	W	96-72
12/19	@Missouri	12/nr	A	W	73-68
12/21	Jackson St. @ PB	10/nr	N	W	123-76
12/23	Tulsa	10/nr	H	W	101-87
12/28	Coastal Carolina @ LR	9/nr	N	W	93-74
12/30	Northeast La. @ LR	9/nr	N	L	87-78
1/4	@SMU	13/nr	A	W	72-53
1/6	Ole Miss*	13/nr	H	W	90-78
1/9	@South Carolina*	13/nr	A	W	86-76
1/12	Alabama*	9/nr	H	W	74-66
1/20	@Vanderbilt*	8/19	A	L	102-89
1/23	Auburn*	8/nr	H	L	100-89
1/27	@Mississippi St.*	16/nr	A	L	80-76 (OT)
1/30	Georgia*	16/nr	H	W	97-79
2/2	@LSU*	17/nr	A	W	91-79
2/6	@Florida*	17/nr	A	W	74-66
2/10	Kentucky*	14/2	H	W	101-94
2/13	@Alabama*	14/nr	A	L	93-82
2/16	Tennessee*	13/nr	H	L	101-91
2/20	Mississippi St.*	13/nr	H	W	115-58
2/27	@Ole Miss*	15/nr	A	W	85-63
3/3	LSU*	13/nr	H	W	88-75
3/6	@Auburn*	13/nr	A	L	81-80

SEC Tournament • Lexington, Ky.

3/12	Georgia	14/nr	N	W	65-60
3/13	Kentucky	14/4	A	L	92-81

NCAA East Regional • Winston-Salem, N.C.

3/18	Holy Cross	14/nr	N	W	94-64
3/20	St. John's	14/nr	N	W	80-74

NCAA East Regional • East Rutherford, N.J.

3/26	North Carolina	14/4	N	L	80-74
------	----------------	------	---	---	-------

Lineup (most starts)

	Name	Pts.	Rebs.	Ast.
6-2	So. G Corey Beck	7.0	3.8	3.6
6-1	Sr. G Robert Shepherd	11.3	3.5	
6-9	So. C Dwight Stewart	6.9	3.6	
6-5	Sr. F Darrell Hawkins	13.3	4.5	
6-5	Fr. F Scotty Thurman	17.4	4.4	

**1993-94
31-3, 14-2 (1st)
SEC champion
NCAA Final Four
NCAA National Champion
#1 (ESPN/USA Today & UPI)/#2 (AP)
Coach: Nolan Richardson**

Date	Opponent	UA/Opp Rank	Site	W/L	Score
11/29	Murray St.	2/nr	H	W	93-67
12/2	Missouri	2/nr	H	W	120-68
12/4	Northwestern (La.) St.	2/nr	H	W	111-76
12/8	@Memphis	1/nr	A	W	96-78
12/11	Delaware St.	1/nr	H	W	123-66
12/18	Jackson St.	1/nr	H	W	96-80
12/23	@Tulsa	1/nr	A	W	93-91 (OT)
12/28	Texas Southern	1/nr	H	W	129-63
1/3	SMU	1/nr	H	W	96-70
1/5	Ole Miss*	1/nr	H	W	87-61
1/8	@Alabama*	1/nr	A	L	66-64
1/11	LSU*	4/nr	H	W	84-83
1/15	@Auburn*	4/nr	A	W	117-105
1/19	@Mississippi St.*	3/nr	A	L	72-71
1/22	South Carolina*	3/nr	H	W	79-53
1/29	@Tennessee*	5/nr	A	W	65-64
2/1	Vanderbilt*	6/nr	H	W	89-76
2/5	Montevallo	6/nr	H	W	131-63
2/9	@Kentucky*	3/4	A	W	90-82
2/12	Florida*	3/20	H	W	99-87
2/16	Alabama*	1/nr	H	W	102-81
2/19	@Ole Miss*	1/nr	A	W	90-73
2/22	@Georgia*	1/nr	A	W	74-65
2/26	Auburn*	1/nr	H	W	91-81
3/2	@LSU*	1/nr	A	W	108-105 (OT)
3/5	Mississippi St.*	1/nr	H	W	80-62

SEC Tournament • Memphis, Tenn.

3/11	Georgia	1/nr	N	W	95-83
3/12	Kentucky	1/10	N	L	90-78

NCAA Midwest Regional • Oklahoma City, Okla.

3/18	No. Carolina A&T	2/nr	N	W	94-79
3/20	Georgetown	2/nr	N	W	85-73


NCAA Midwest Regional • Dallas, Texas

3/25	Tulsa	2/nr	N	W	103-84
3/27	Michigan	2/11	N	W	76-68

NCAA Final Four • Charlotte, N.C.

4/2	Arizona	2/9	N	W	91-82
4/4	Duke	2/6	N	W	76-72

*Southeastern Conference games



Corliss Williamson was the Most Outstanding Player of the 1994 NCAA Final Four after averaging 26 points and 10.5 rebounds over the two wins.

Table with 5 columns: Date, Opponent, UA/Opp Rank, Site, W/L, Score. Lists games from 1/28 to 2/28.

SEC Tournament • Atlanta, Ga.

Table with 5 columns: Date, Opponent, UA/Opp Rank, Site, W/L, Score. Lists SEC tournament games.

NCAA West Regional • Boise, Idaho

Table with 5 columns: Date, Opponent, UA/Opp Rank, Site, W/L, Score. Lists NCAA West Regional games.

*Southeastern Conference games

Lineup (most starts)

Table with 5 columns: Name, Pts., Rebs., Ast. Lists player statistics for lineup.

1998-99 23-11, 9-7 (2nd West) NCAA Tournament Second Round No. 17 (AP)/No. 25 (ESPN/USA Today) Coach: Nolan Richardson

Table with 5 columns: Date, Opponent, UA/Opp Rank, Site, W/L, Score. Lists games from 11/15 to 11/22.

Top of the World Classic • Fairbanks, Alaska

Table with 5 columns: Date, Opponent, UA/Opp Rank, Site, W/L, Score. Lists Top of the World Classic games.

Table with 5 columns: Date, Opponent, UA/Opp Rank, Site, W/L, Score. Lists games from 11/28 to 2/13.

Table with 5 columns: Date, Opponent, UA/Opp Rank, Site, W/L, Score. Lists games from 2/16 to 2/27.

SEC Tournament • Atlanta, Ga.

Table with 5 columns: Date, Opponent, UA/Opp Rank, Site, W/L, Score. Lists SEC tournament games.

NCAA West Regional • Denver, Colo.

Table with 5 columns: Date, Opponent, UA/Opp Rank, Site, W/L, Score. Lists NCAA West Regional games.

*Southeastern Conference games

Lineup (most starts)

Table with 5 columns: Name, Pts., Rebs., Ast. Lists player statistics for lineup.

(7-0 So. C Jason Jennings, 4.3 ppg, 2.7 rpg, tied for fifth with 17 starts)

1999-00 19-15, 7-9 (3rd West) SEC Tournament champion NCAA Tournament First Round Coach: Nolan Richardson

Table with 5 columns: Date, Opponent, UA/Opp Rank, Site, W/L, Score. Lists games from 11/22 to 11/29.

Big Island Invitational • Hilo, Hawaii

Table with 5 columns: Date, Opponent, UA/Opp Rank, Site, W/L, Score. Lists Big Island Invitational games.

Table with 5 columns: Date, Opponent, UA/Opp Rank, Site, W/L, Score. Lists games from 11/28 to 3/5.

SEC Tournament • Atlanta, Ga.

Table with 5 columns: Date, Opponent, UA/Opp Rank, Site, W/L, Score. Lists SEC tournament games.

NCAA South Regional • Nashville, Tenn.

Table with 5 columns: Date, Opponent, UA/Opp Rank, Site, W/L, Score. Lists NCAA South Regional games.

*Southeastern Conference games

Lineup (most starts)

Table with 5 columns: Name, Pts., Rebs., Ast. Lists player statistics for lineup.

(6-8 Fr. F Carl Baker, 4.4 ppg, 4.2 rpg, tied for fifth with 14 starts)

2000-01 20-11, 10-6 (2nd West) NCAA Tournament First Round Coach: Nolan Richardson

Table with 5 columns: Date, Opponent, UA/Opp Rank, Site, W/L, Score. Lists games from 11/17 to 3/3.

SEC Tournament • Nashville, Tenn.

Table with 5 columns: Date, Opponent, UA/Opp Rank, Site, W/L, Score. Lists SEC tournament games.

NCAA West Regional • Boise, Idaho

Table with 5 columns: Date, Opponent, UA/Opp Rank, Site, W/L, Score. Lists NCAA West Regional games.

+at Tulsa, Okla. || *Southeastern Conference games

Lineup (most starts)

Table with 5 columns: Name, Pts., Rebs., Ast. Lists player statistics for lineup.

2001-02 14-15, 6-10 (4th West) Coach: Nolan Richardson#

Table with 5 columns: Date, Opponent, UA/Opp Rank, Site, W/L, Score. Lists games from 11/12 to 11/16.

Preseason NIT

Table with 5 columns: Date, Opponent, UA/Opp Rank, Site, W/L, Score. Lists Preseason NIT games.

Table with 5 columns: Date, Opponent, UA/Opp Rank, Site, W/L, Score. Lists games from 11/30 to 3/2.



» YEAR-BY-YEAR RESULTS

1/18	@Georgia*	A	L	66-61 (OT)	
1/22	@Tennessee*	A	L	81-74	
1/25	Auburn*	H	W	86-67	
1/28	Missouri*	H	L	75-71	
2/1	@LSU*	A	L	88-74	
2/5	Alabama*	H	W	65-58	
2/8	@Vanderbilt*	A	W	77-75	
2/13	@Missouri*	A	L	86-85	
2/15	LSU*	H	W	81-70	
2/19	South Carolina*	H	W	71-64	
2/22	@Mississippi State*	A	W	73-69	
2/27	@Kentucky*	nr/17	A	W	71-67 (OT)
3/1	Georgia*	H	W	87-75	
3/5	Ole Miss*	H	W	110-80	
3/8	@Alabama*	A	L	83-58	

SEC Tournament - Atlanta, Ga.

3/13	South Carolina	N	L	71-69
------	----------------	---	---	-------

NIT

3/18	Indiana State	H	W	91-71
3/24	@California	A	L	75-64

Lineup (most starts)

	Name	Pts.	Rebs.	Ast.
6-2	Sr. G Fred Gulley III	3.9	1.8	1.9
6-5	Jr. G Rashad Madden	12.7	2.8	2.7
6-6	So. G Michael Qualls	11.6	4.5	1.9
6-7	Sr. F Coty Clarke	9.4	5.6	2.4
6-10	Fr. F Bobby Portis	12.3	6.8	1.5

2014-15 27-9, 13-5 (2nd) NCAA Third Round Coach: Mike Anderson

Date	Opponent	UA/Opp Rank	Site	W/L	Score
11/16	Alabama State		H	W	97-79
11/19	Wake Forest		H	W	83-53
11/21	Delaware State		H	W	99-71
11/25	@SMU		A	W	78-72
11/28	North Texas		H	W	89-73
11/30	Iona		H	W	94-77
12/4	@Iowa State	18/20	A	L	95-77
12/7	@Clemson	18/nr	A	L	68-65 (OT)
12/13	Dayton		H	W	69-55
12/20	Southeast Missouri St. @NLR		N	W	84-67
12/22	Milwaukee		H	W	84-54
12/28	Northwestern State		H	W	100-92
1/3	Utah Valley		H	W	79-46
1/6	@Georgia*	23/nr	A	W	79-75
1/10	Vanderbilt*	19/nr	H	W	82-70
1/13	@Tennessee*	19/nr	A	L	74-69
1/17	Ole Miss*		H	L	96-82
1/22	Alabama*		H	W	93-91 (OT)
1/24	@Missouri*		A	W	61-60
1/27	Tennessee*		H	W	69-64
1/31	@Florida*		A	L	57-56
2/3	South Carolina*		H	W	75-55
2/7	Mississippi State*		H	W	61-41
2/10	@Auburn*	24/nr	A	W	101-87
2/14	@Ole Miss*	24/nr	A	W	71-70
2/18	Missouri*	18/nr	H	W	84-69
2/21	@Mississippi State*	18/nr	A	W	65-61
2/24	Texas A&M*	18/nr	H	W	81-75
2/28	@Kentucky*	18/1	A	L	84-67
3/5	@South Carolina*	18/nr	A	W	78-74
3/7	LSU*	18/nr	H	L	81-78

SEC Tournament - Nashville, Tenn.

3/13	Tennessee	N	W	80-72
3/14	Georgia	N	W	60-49
3/15	Kentucky	N	L	78-63

NCAA South Regional • Jacksonville, Fla.

3/19	Wofford	N	W	56-53
3/21	North Carolina	N	L	87-78

Lineup (most starts)

	Name	Pts.	Rebs.	Ast.
6-0	Fr. G Anton Beard	5.7	1.9	1.5
6-5	Sr. G Rashad Madden	9.6	3.7	4.5
6-6	Jr. G Michael Qualls	15.9	5.3	1.7
6-6	RSr. F Alandise Harris	7.6	3.3	1.5
6-10	So. F Bobby Portis	17.5	8.9	1.2

2015-16 16-16, 9-9 (8th) Coach: Mike Anderson

Date	Opponent	UA/Opp Rank	Site	W/L	Score
11/13	Southern		H	W	86-68
11/18	Akron		H	L	88-80
11/20	Charleston Southern		H	W	93-75
11/26	Georgia Tech		N	L	83-73
11/27	Stanford		N	L	69-66
12/1	Northwestern State		H	W	117-78
12/4	Wake Forest		A	L	88-85
12/8	Evansville		H	W	89-76
12/12	Tennessee Tech		H	W	83-57
12/19	Mercer @NLR		N	L	69-66 (OT)
12/22	North Florida		H	W	97-72
12/30	Dayton		A	L	85-81 (OT)
1/2	Texas A&M*	nr/20	A	L	92-69
1/5	Vanderbilt*		H	W	90-85 (OT)
1/9	Mississippi State*		H	W	82-68
1/12	Missouri*		A	W	94-61
1/16	LSU*		A	L	76-74
1/21	Kentucky*	nr/23	H	L	80-66
1/23	Georgia*		A	L	76-73 (OT)
1/27	Texas A&M*	nr/5	H	W	74-71
1/30	Texas Tech		H	W	75-68 (OT)
2/3	Florida*		A	L	87-83
2/6	Tennessee*		H	W	85-67
2/9	Mississippi State*		A	L	78-46
2/13	Ole Miss*		A	L	76-60
2/17	Auburn*		H	L	90-86
2/20	Missouri*		H	W	84-72
2/23	LSU*		H	W	85-65
2/27	Tennessee*		A	W	75-65
3/2	Alabama*		A	W	62-61
3/5	South Carolina*		H	L	76-61

SEC Tournament - Nashville, Tenn.

3/10	Florida	N	L	68-61
------	---------	---	---	-------

Lineup (most starts)

	Name	Pts.	Rebs.	Ast.
6-3	Sr. G Anthon Bell	15.7	2.9	1.2
6-1	Sr. G Jabril Durham	6.2	3.5	6.4
6-3	Jr. G Dusty Hannahs	16.5	2.4	0.9
6-7	RSr. F Keaton Miles	2.9	2.8	0.9
6-10	Jr. F Moses Kingsley	15.9	9.3	1.2

2016-17 26-10, 12-6 (3rd) NCAA Second Round Coach: Mike Anderson

Date	Opponent	UA/Opp Rank	Site	W/L	Score
11/11	Fort Wayne		H	W	92-83
11/14	Southern Illinois		H	W	90-65
11/18	UT Arlington		H	W	71-67
11/22	@Minnesota		A	L	85-71
11/28	Mount St. Mary's		H	W	89-76
12/01	Stephen F. Austin		H	W	78-62
12/03	Austin Peay		H	W	99-62
12/06	Houston		H	W	84-72
12/10	North Florida		H	W	91-76
12/17	Texas		N	W	77-74
12/20	North Dakota State		H	W	71-55
12/22	Sam Houston State @NLR		N	W	90-56
12/29	Florida*	nr/25	H	L	81-72
01/03	@Tennessee*		A	W	82-78
01/07	@Kentucky*	nr/6	A	L	97-71
01/10	Mississippi State*		H	L	84-78
01/14	Missouri*		H	W	92-73
01/17	@Texas A&M*		A	W	62-60
01/21	LSU*		H	W	99-86
01/24	@Vanderbilt*		A	W	71-70
01/28	@Oklahoma State		A	L	99-71
02/01	Alabama*		H	W	87-68
02/04	@Missouri*		A	L	83-78
02/07	Vanderbilt*		H	L	72-59
02/11	@LSU*		A	W	78-70
02/15	@South Carolina*	nr/21	A	W	83-76
02/18	Ole Miss*		H	W	98-80
02/22	Texas A&M*		H	W	86-77
02/25	@Auburn*		A	W	79-68
03/01	@Florida*	nr/12	A	L	78-65
03/04	Georgia*		H	W	85-67

SEC Tournament - Nashville, Tenn.

03/10	Ole Miss	N	W	73-72
03/11	Vanderbilt	N	W	76-62
03/12	Kentucky	N	L	82-65

NCAA South Regional - Greenville, S.C.

03/17	Seton Hall	N	W	77-71
03/19	North Carolina	N	L	72-65

Lineup (most starts)

	Name	Pts.	Rebs.	Ast.
6-3	Sr. G Dusty Hannahs	14.4	1.7	1.2
6-3	Sr. G Manuele Watkins	6.0	4.0	1.8
6-3	Jr. G Jaylen Barford	12.8	3.8	2.0
6-8	Jr. F Dustin Thomas	5.3	3.8	1.1
6-10	Sr. F Moses Kingsley	12.0	7.7	1.4

Year-By-Year Legend

- * - SEC game
- AP - Associated Press
- KC - Kansas City, Mo.
- LR - Little Rock, Ark.
- M - Memphis, Tenn.
- NLR - North Little Rock, Ark.
- NR - not ranked
- PB - Pine Bluff, Ark.
- UPI - United Press International (poll discontinued in 1996)
- Note: Rankings reflected are from the Associated Press.



MEDIA AND UNIVERSITY

IN THIS SECTION

Media Information.....	176-177
The Southeastern Conference.....	178
SEC Tournament.....	179
University of Arkansas.....	180-183
Chancellor Dr. Joseph E. Steinmetz.....	184
Faculty Athletic Rep Gerald Jordan.....	184
University Leadership.....	185
Director of Athletics Jeff Long.....	186-187
Senior Staff.....	188
Head Coaches.....	189
Basketball Support Staff.....	190
Razorback Foundation, Inc.....	191
The SEC, It Just Means More.....	192



RAZORBACK COMMUNICATIONS

The Razorback Communications Office appreciates your interest in Arkansas basketball and strives to assist you in your coverage. A list of our staff members, our address, and our telephone and fax numbers follows:

Office: 479-575-2751
Fax: 479-575-7481
Press Row: 479-575-6622

Mailing Address

Razorback Communications
P.O. Box 7777
Fayetteville, AR 72702-7777

Overnight Address

University of Arkansas
Razorback Communications
1270 Leroy Pond Drive
Fayetteville, AR 72701

BASKETBALL CONTACTS



David Beall
Associate Communications Director

Cell479-445-5336
Email.....jdb048@uark.edu
Twitter@beall_sid



Brent Hull
Communications Assistant

Email.....bwh003@uark.edu
Twitter@brenthull94



Patrick Pierson
Assistant AD



Jeri Thorpe
Associate Director



Joy Ekema-Agbaw
Assistant Director



Brandon Langlois
Assistant Director



Zach Lawson
Assistant Director



John Thomas
Assistant Director



Devan Lawson
Assistant



Taylor McGillis
Digital Strategist



Trent Daniel
Graphic Designer



Walt Beazley
Photographer



Mary Lynn Gibson
Secretary

GAME CREDENTIALS

All requests for media and/or photo credentials must be made online at www.SportsSystems.com/Arkansas. Requests should be made at least three days prior to the game.

Only fully accredited personnel directly involved in the coverage of the game will be admitted. Credentials are non-transferable. The Communications Office reserves the right to revoke any credential: (1) used by an individual other than the one to whom it was granted; (2) any individual who refused to comply with press row and/or photographic guidelines; (3) any individual who is not an accredited member of the media; and (4) any individual under the age of 16. Credentials will not be mailed. They must be picked up beginning 90 minutes before tip-off at the media will call door to the right of the south entrance to Bud Walton Arena. Be prepared to present a photo identification when picking up credentials.

MEDIA WILL CALL

Located on the south side of Bud Walton Arena, just right of the main ticket window. All passes are left at media will call - no credentials are mailed.

GAMEDAY PARKING

A limited number of spaces are available around Bud Walton Arena. All requests should be made to Associate Communications Director David Beall when submitting credential requests.

MEDIA SERVICES

Media will be provided the following on gameday:

- Game program and notes
- Halftime statistics (box score, play-by-play, shot chart)
- Final statistics (box score, play-by-play, shot chart)
- Postgame notes

GAMEDAY LIVE STATS

Live in-game stats will be provided for the media at <http://arkansas.statbroadcast.com>. No password is required.

MEDIA WORK ROOM

Bud Walton Arena's work room is one of the most spacious in the nation. It is located on the arena floor level, next to and adjoining the interview room. Weekly press briefings and Mike Anderson's postgame press conferences are held in the interview room. Media members can work and file from the work room or the press seating area in the arena. Wireless internet is available in the work room and in the arena. Please see Associate Communications Director David Beall or a member of the communications staff for login information. In addition, several telephones are available in the work room.

RADIO BROADCASTS

Visiting teams may utilize the four courtesy phone lines available in Bud Walton Arena. ISDN is available. No banners are allowed to hang in front of any broadcast position.

PHOTOGRAPHERS

Bud Walton Arena features two photo "wells," located on the baselines next to each team bench. Tripods are not allowed on the floor at any time during play and photographers must sit on the floor so as to not block the view of spectators. Spots in the photo wells are limited and must be requested in advance of any Arkansas contest. Photographers are not allowed to shoot from either sideline due to space limitations. Arkansas Communications reserves the right to limit the number of strobe units used and requests to hang strobe lights at BWA must be made in writing one week prior to any contest.



SEC TELECONFERENCE

Coach Anderson will participate in the SEC’s teleconference on select days throughout the season.

Teleconference Schedule (CT)

10:00 a.m.	Bryce Drew, Vanderbilt
10:07 a.m.	Michael White, Florida
10:14 a.m.	Frank Martin, South Carolina
10:21 a.m.	Mark Fox, Georgia
10:28 a.m.	Will Wade, LSU
10:35 a.m.	John Calipari, Kentucky
10:42 a.m.	Rick Barnes, Tennessee
10:49 a.m.	Mike Anderson, Arkansas
10:56 a.m.	Avery Johnson, Alabama
11:03 a.m.	Bruce Pearl, Auburn
11:10 a.m.	Andy Kennedy, Ole Miss
11:17 a.m.	Ben Howland, Mississippi State
11:24 a.m.	Cuonzo Martin, Missouri
11:31 a.m.	Billy Kennedy, Texas A&M

RAZORBACK SPORTS PROPERTIES

The University of Arkansas Athletic Department and Razorback Sports Properties formed a partnership in the fall of 2008. As the multi-media rights-holder, Razorback Sports Properties is responsible for all website, broadcasts, corporate partnerships and marketing of the university’s athletics program. Razorback Sports Properties brings a national presence to the overall marketing of Razorback sports.

Razorback Sports Properties exclusively produces and markets a variety of radio and television opportunities surrounding Arkansas Athletics, through the Razorback Sports Network from IMG, including all radio play-by-play broadcasts, and television and radio head coaches’ shows.

Chuck Barrett is in his eighth season as the play-by-play announcer for the Arkansas men’s basketball team and in his 11th year calling Razorback football games. He is no stranger to Arkansas fans or the Razorback Sports Network broadcast team, spending his last 23 years on the broadcast crew, including 14 years as the executive producer. He called play-by-play for baseball from 1992 to 2014 and added men’s basketball play-by-play to his duties prior to the 2010-11 season. Barrett was recognized by the National Sportswriters and Sportscasters Hall of Fame as the 2007, 2008 and 2009 Arkansas Sportscaster of the Year.

Matt Zimmerman is in his second season as an analyst in 2017-18. A 20-year coaching veteran and mainstay with the Razorbacks, Zimmerman is in his seventh year with the program and his second as the director of operations, overseeing the day-to-day happenings within the program, including on-campus recruiting, student-athlete visits, team travel, summer camps and the budget.



Chuck Barrett
Play-By-Play



Matt Zimmerman
Analyst



David Shoemaker
General Manager

2017-18 RSN BASKETBALL RADIO NETWORK

Batesville	KWOZ-FM 103.3
Berryville	KTHS-AM 1480
Bearden	KBEU-FM 92.7
Blytheville	KLCN-AM 910
Camden	KAMD-FM 97.1
Cherokee Village	KSAR-FM 92.3
Crossett	KAGH-AM 800
Crossett	KAGH-FM 104.9
De Queen	KDQN-FM 92.1
DeWitt	KDEW-FM 97.3
El Dorado	KAGL-FM 93.3
Fayetteville	KAKS-FM 99.5
Fayetteville	KUOA-AM 1290
Fayetteville	KUOA-FM 105.3
Fayetteville	KIGL-FM 93.3
Fayetteville	KQSM-FM 92.1
Forrest City	KBFC-FM 93.5
Fort Smith	KERX-FM 95.3
Glenwood	KHGZ-AM 670
Glenwood	KHGZ-FM 98.9
Heber Springs	KAWW-AM 1370
Helena	KFFA-AM 1360
Helena	KFFA-FM 103.1
Hope	KHPA-FM 104.9
Horseshoe Bend	KKIK-FM 106.5
Hot Springs	KLBL-FM 101.5
Jonesboro	KEGI-FM 100.5
Little Rock	KABZ-FM 103.7
Magnolia	KZHE-FM 100.5
Marshall	KBCN-FM 104.3
Mena	KENA-FM 104.1
Mena / Hot Springs	KTTG-FM 96.3
Monett, MO	KKBL-FM 95.9
Monticello	KGPO-FM 99.9
Morrilton	KVOM-FM 101.7
Mountain Home	KOMT-FM 93.5
Ozark	KDYN-AM 1540
Ozark	KDYN-FM 96.7
Pocahontas	KPOC-FM 104.1
Pocahontas	KPOC-AM 1420
Russellville	KCAB-AM 980
Russellville	KCJC-FM 102.3
Searcy	KRZS-FM 99.1
Stuttgart	KWAK-FM 105.5
Texarkana, TX	KKTK-AM 1400
Wynne	KWYN-FM 92.5
Wynne	KWYN-AM 1400





GREG SANKEY • COMMISSIONER • SOUTHEASTERN CONFERENCE

Greg Sankey became the eighth commissioner of the Southeastern Conference on June 1, 2015, after serving on the SEC staff for 13 years in various leadership positions.

Sankey, 51, was an integral part of former commissioner Mike Slive's efforts to reshape the SEC's governance, enforcement and compliance program, and he also oversaw the SEC's championships staff. Most recently he played a central role in crafting the new autonomy governance structure of the NCAA, which is intended to provide the 65 institutions from the Five Conferences (ACC, Big Ten, Big 12, Pac 12 and SEC) with increased decision-making authority over policies designed to provide support for student-athletes' pursuit of academic and athletic achievements.

Sankey is active within the NCAA committee structure, which includes his current service on the NCAA Gender-Equity Task Force and the Division I Committee on Infractions, for which he currently serves as chair.



He joined the SEC staff in 2002 as Associate Commissioner and was elevated to Executive Associate Commissioner and Chief Operating Officer for the league office in 2012.

"The universities of the SEC represent the greatest combination of academic and athletic excellence and I am honored to be selected to follow Mike Slive as commissioner of the Southeastern Conference," Sankey said. "The SEC is poised to make a difference in the lives of student-athletes for generations to come. We must ensure that the lessons they learn from their achievements in competition and in the classroom translate into success in life after college."

Prior to joining the SEC staff, Sankey was Commissioner of the Southland Conference for nearly seven years. He joined the Southland Conference staff in 1992 where he served as both assistant and associate commissioner before he was named commissioner in 1996 at the age of 31.

Prior to his term at the Southland Conference he was director of compliance and academic services at Northwestern State University in Natchitoches, Louisiana. While at Northwestern State, Sankey also coached the Demons' golf teams for two years. Previous to his tenure at Northwestern State, he was the director of intramural sports at Utica College in upstate New York.

A native of Auburn, New York, Sankey earned his master's degree from Syracuse University and his undergraduate degree from the State University of New York College at Cortland. Sankey and his wife, Cathy, reside in Birmingham, Alabama, and have two daughters, Hannah Michelle (22) and Moriah Elizabeth (19).





IN THE SEC TOURNAMENT

1992 (Birmingham, Ala.)
Arkansas 73, Georgia 60
Alabama 90, Arkansas 89
(Semifinals)

1993 (Lexington, Ky.)
Arkansas 65, Georgia 60
Kentucky 92, Arkansas 82
(Semifinals)

1994 (Memphis, Tenn.)
Arkansas 95, Georgia 83
Kentucky 90, Arkansas 78
(Semifinals)

1995 (Atlanta, Ga.)
Arkansas 73, Vanderbilt 72
Arkansas 69, Alabama 58
Kentucky 95, Arkansas 94 (OT)
(Finals)

1996 (New Orleans, La.)
Arkansas 80, South Carolina 58
Kentucky 95, Arkansas 75
(Semifinals)

1997 (Memphis, Tenn.)
Georgia 65, Arkansas 63
(Quarterfinals)

1998 (Atlanta, Ga.)
Arkansas 102, Tennessee 96
Kentucky 99, Arkansas 74
(Semifinals)

1999 (Atlanta, Ga.)
Arkansas 75, Florida 74
Arkansas 84, Miss. St. 79 (OT)
Kentucky 76, Arkansas 63
(Finals)

2000 (Atlanta, Ga.)
Arkansas 71, Georgia 64
Arkansas 86, Kentucky 72
Arkansas 69, LSU 67
Arkansas 75, Auburn 67
(Finals)

2001 (Nashville, Tenn.)
Arkansas 77, LSU 72
Kentucky 87, Arkansas 78
(Semifinals)

2002 (Atlanta, Ga.)
Tennessee 68, Arkansas 61
(First Round)

2003 (New Orleans, La.)
LSU 85, Arkansas 56
(First Round)

2004 (Atlanta, Ga.)
South Carolina 91, Arkansas 81
(First Round)

2005 (Atlanta, Ga.)
Tennessee 65, Arkansas 46
(First Round)

2006 (Atlanta, Ga.)
Arkansas 80, Georgia 67
Florida 74, Arkansas 71
(Quarterfinals)

2007 (Atlanta, Ga.)
Arkansas 82, South Carolina 52
Arkansas 72, Vanderbilt 71
Arkansas 81, Mississippi St. 72
Florida 77, Arkansas 56
(Finals)

2008 (Atlanta, Ga.)
Arkansas 81, Vanderbilt 75
Arkansas 92, Tennessee 91
Georgia 66, Arkansas 57
(Finals)

2009 (Tampa, Fla.)
Florida 73, Arkansas 58
(First Round)

2010 (Nashville, Tenn.)
Georgia 77, Arkansas 64
(First Round)

2011 (Atlanta, Ga.)
Tennessee 74, Arkansas 68
(First Round)

2012 (New Orleans, La.)
LSU 70, Arkansas 54
(First Round)

2013 (Nashville, Tenn.)
Vanderbilt 75, Arkansas 72
(First Round)

2014 (Atlanta, Ga.)
South Carolina 71, Arkansas 69
(First Round)

2015 (Nashville, Tenn.)
Arkansas 80, Tennessee 72
Arkansas 60, Georgia 49
Kentucky 78, Arkansas 63
(Finals)

2016 (Nashville, Tenn.)
Florida 68, Arkansas 61
(Second Round)

2017 (Nashville, Tenn.)
Arkansas 73, Ole Miss 72
Arkansas 76, Vanderbilt 62
Kentucky 82, Arkansas 65
(Finals)

RECORD BY OPPONENT

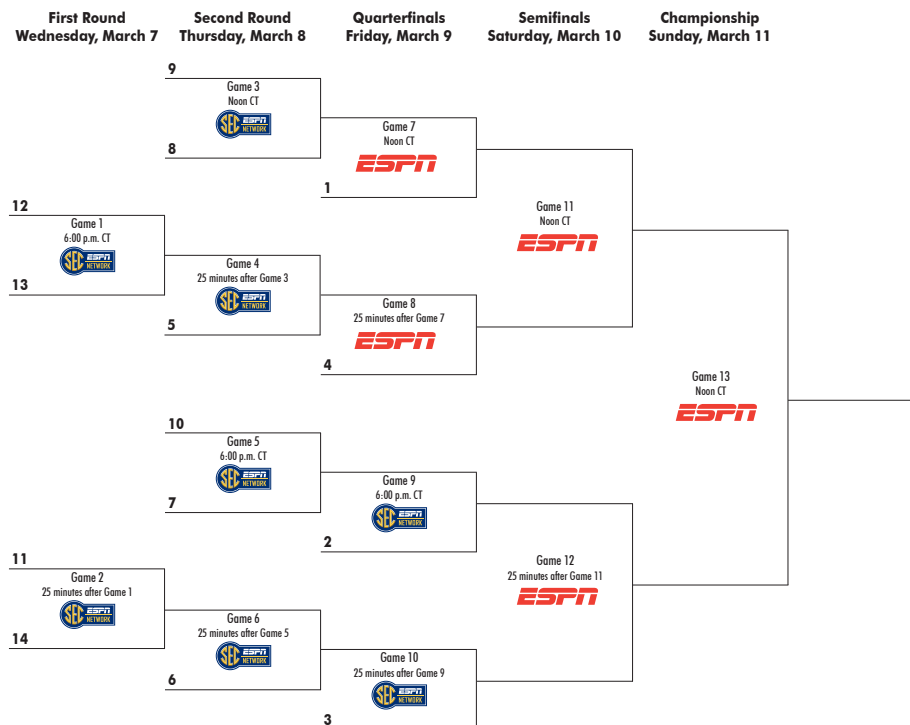
Opponent	Record	Last Meeting
Alabama	1-1	1995, W, 69-58 (semifinals)
Auburn	1-0	2000, W, 75-67 (finals)
Florida	1-4	2016, L, 68-61 (2nd)
Georgia	6-3	2015, W, 60-49 (semifinals)
Kentucky	1-9	2017, L, 82-65 (finals)
LSU	2-2	2012, W, 70-54 (1st)
Ole Miss	1-0	2017, W, 73-72 (quarterfinals)
Mississippi St.	2-0	2007, W, 81-72 (semifinals)
Missouri	0-0	n/a
South Carolina	2-2	2014, L, 71-69 (1st)
Tennessee	3-3	2015, W 80-72 (quarterfinals)
Texas A&M	0-0	n/a
Vanderbilt	4-1	2017, W 76-62 (semifinals)

RECORD BY ROUND

Round	Record	Appearances
First Round	3-10	12 (2000, 02-07, 09-14)
Second Round	0-1	1 (2016)
Quarterfinals	13-2	15 (1992-01, 06-08, 2015, 2017)
Semifinals	7-6	13 (1992-96, 98-01, 07-08, 2015, 2017)
Finals	1-6	7 (1995, 99, 2000, 07-08, 2015, 2017)

2018 SEC MEN'S BASKETBALL TOURNAMENT BRACKET

March 7-11 - Scottrade Arena - St. Louis, Mo.



SEC Tournament Tie-Breaker Procedures

Teams will be seeded No. 1 through No. 14 in the SEC Men's Basketball Tournament bracket based upon the final regular season Conference standings. Teams that finished No. 1 through No. 4 in the final regular season standings shall receive first- and second-round byes and teams that finish No. 5 through No. 10 will receive first-round byes in the SEC Men's Basketball Tournament.

- 1. Two-Team Tie.** The following procedure will be used in the following order until the tie is broken:
 - A. Won-lost results of head-to-head competition between the two teams.
 - B. Won-lost record of the two teams versus the No. 1 seed (and proceeding through the No. 14 seed, if necessary).
 - C. Coin flip by the Commissioner.

2. Three-Team Tie (or more). When three or more teams are tied, the following procedure will be used in the following order until the tie is broken. If two teams remain tied after a tiebreaker provision, the two-team tiebreaker formula will be used.

- A. Best winning percentage of games played among the tied teams (Example: Team A is 3-1, Team B is 2-2 and Team C is 1-3 - Team A would be seeded highest, Team B second-highest and Team C lowest of the three).
- B. Best winning percentage of the tied teams versus the No. 1 seed (and proceeding through the No. 14 seed, if necessary).
- C. If two teams remain, coin flip by the Commissioner.
- D. If three or more teams remain, draw by the Commissioner.

For the purpose of seeding, if an institution is precluded from participating in the tournament, such institution will automatically be seeded last, The No. 11 seed will then receive a bye. However, for the purpose of breaking ties, that team will remain where it finished in the regular-season standings BEFORE being seeded last.



The Scottrade Arena in St. Louis will host the 2018 SEC Tournament, ending a stretch of three consecutive years the event was held at Bridgestone Arena in Nashville, Tennessee.



There's a reason...

...the University of Arkansas is one of the nation's fastest growing universities. Nestled in the Ozarks, we learn in one of the **best places to live** in the nation. This is where **tradition and innovation** work together to keep us grounded as students and faculty make discoveries that **improve our world**. The University of Arkansas is among the **top public research** universities in the U.S., that's why federal agencies like NASA and top industries turn to us to **solve problems and advance technology**. This is where we grow our world, one student at a time, by **leading change and changing lives**.





MOST DEGREE PROGRAMS IN THE STATE

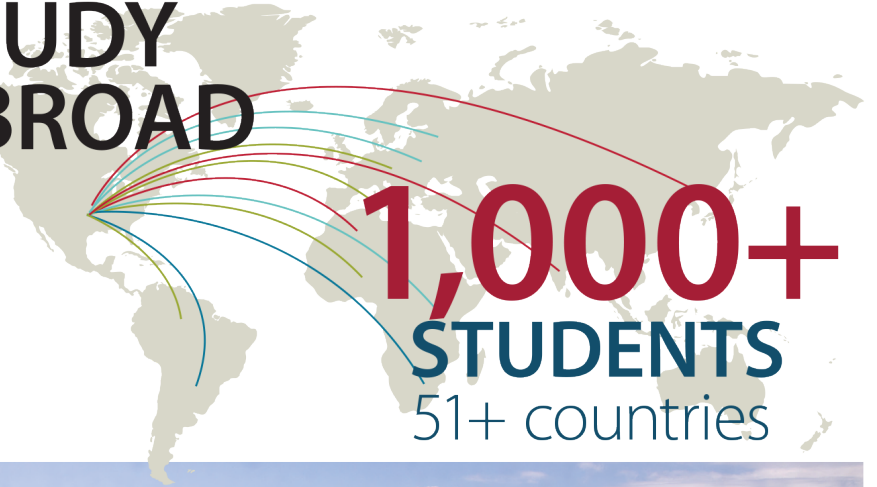


More than 200 baccalaureate, master's, doctoral, professional and specialist degree programs.

FASTEST GROWING

public doctoral institution in the country

STUDY ABROAD



1,000+
STUDENTS
51+ countries

Chronicle of Higher Education
- 2016



NATIONALLY COMPETITIVE AWARDS



GOLDWATER SCHOLARS

18th among all public universities

TRUMAN SCHOLARS

Top 10th among all public universities

RHODES SCHOLARS

40th in nation among public universities

INNOVATIVE RESEARCH CENTERS

Alan Mantooth, Distinguished Professor of electrical engineering, will direct a new

\$15 million national center devoted to protecting the nation's power grid from cyber attacks.

Min Zou, professor of mechanical engineering, will lead a new

\$24 million Center for Surface Engineering to develop new technology for industries.



Enrollment: **27,558**
Student-to-Faculty Ratio **19:1**

Fall 2017



Top Army ROTC

in eight-state region and among nation's **top 10**



82%

incoming

HONORS COLLEGE

freshman fellows hail from Arkansas



PROMISE GRANT

Largest grant ever awarded to the

U of A to College of Education and Health Professions and Arkansas Department of Education from the U.S. Department of Education to fund a program aimed at improving the education and career outcomes of low-income Arkansas teens with disabilities.



RESEARCH EXPENDITURES

JUMPED 5.5%

IN FY17 TO

\$153 MILLION
THE HIGHEST EVER

Senior Walk

Our greatest achievements are etched in stone at the University of Arkansas, with more than 3.5 miles of sidewalk bearing the names of all of our graduates. Stretching across campus, Senior Walk is a unique tradition that includes the names of more than 180,000 graduates, and counting.

Notable Graduates

Jerry Jones, owner of the Dallas Cowboys
Veronica Campbell-Brown, Olympic gold medalist
Stacy Lewis, LPGA golfer
Doug McMillon, President and CEO of Wal-Mart Stores, Inc.

IT'S A GREEN CAMPUS



We're committed to sustainability and proud of our recent Gold STARS rating as we work to make the campus climate neutral by 2040.

Association for the Advancement of Sustainability in Higher Education - 2017



DR. JOSEPH E. STEINMETZ
CHANCELLOR

Joseph E. Steinmetz became the sixth chancellor of the University of Arkansas on January 1, 2016. Prior to this appointment, he was Ohio State's chief academic officer. As executive vice president and provost, he oversaw the administration,

coordination, and development of all academic functions of the university.


Dr. Steinmetz joined Ohio State in 2009 to serve as vice provost for arts and sciences and executive dean of the then-new College of Arts and Sciences. With his leadership, the former five independent colleges of arts and sciences were unified into the largest arts and sciences college in the country.

Before Ohio State, Dr. Steinmetz was dean of the College of Liberal Arts and Sciences at the University of Kansas, where he was also a university distinguished professor. Before Kansas, Dr. Steinmetz spent 19 years at Indiana University, Bloomington where he served as Chair of the Department of Psychology, Executive Associate Dean of Arts and Sciences and a Distinguished Professor of Psychological and Brain Science.

A nationally respected behavioral neuroscientist, Dr. Steinmetz was recognized in 1996 by the National Academy of Sciences for his contributions to the fields of experimental psychology and neuroscience. In 2012 he was named an AAAS Fellow.

His research interests include neuroanatomical and neurophysiological substrates of learning and memory; the effects of alcohol on neural and behavioral function; neurobiological and behavioral models of fetal alcohol syndrome; and the neurobiology of simple human learning, memory, and cognitive function.

Dr. Steinmetz earned his bachelor's and master's degrees at Central Michigan University and his doctorate at Ohio University. He and his wife, Sandy, have two sons and four grandchildren.



GERALD JORDAN
FACULTY ATHLETICS REPRESENTATIVE

Gerald Jordan, associate professor of journalism, worked 25 years for metropolitan daily newspapers before he joined the UofA faculty. His appointment as the faculty athletics representative marks a return to his start as a student covering the Razorbacks.

As his predecessor, Dr. Sharon Hunt, Jordan is an Arkansas alumnus and he becomes only the fourth UofA faculty member to fill this position. Chancellor Joe Steinmetz appointed Jordan to be the faculty member who certifies the eligibility of student-athletes and will be the university's faculty representative to the NCAA and the Southeastern Conference.

Jordan graduated from the University of Arkansas in 1970 with a degree in journalism, and earned his master's degree in journalism at Northwestern University in 1971. He is a 1982 Nieman Fellow at Harvard University.

Jordan began his career as a sports reporter for The Kansas City Star, where he subsequently wrote editorials and was a TV columnist. He wrote editorials for The Boston Globe. At The Philadelphia Inquirer, Jordan was a reporter, a Washington correspondent and worked as an editor in several departments before joining the journalism faculty. He returned to The Inquirer as an editor for 15 summers. He also worked two summers on News21, a national investigative journalism project at the Walter Cronkite School, Arizona State University.

Jordan has been an innovative teacher, developing the Digital Media Lab, a semester block of journalism courses designed to provide intensive teaching and training for a limited number of students in a realistic multimedia news environment. He also helped create the Lemke Journalism Project, which has brought minority high school students interested in journalism to the university for the past 17 years.

Jordan served as president of the Arkansas Alumni Association Board of Directors, and he is the founding leader of two alumni societies for U of A graduates.

He received the UofA's Silas Hunt Legacy Award in 2010, and a Lifetime Achievement Award from the Northwest Arkansas Martin Luther King Jr. Planning Committee.

He was also the first faculty member to receive the university's national award as Volunteer of the Year.

As the U of A faculty athletics representative Jordan will work closely with the athletics department, be involved with the student-athlete advisory council, in addition to attending SEC and NCAA meetings.

"Gerald Jordan is an esteemed member of the University of Arkansas faculty and is well respected by his peers throughout the country," said Jeff Long, vice chancellor and director of athletics. "He knows our institution and he knows the demands our student-athletes face balancing their academic requirements and competing in the strongest conference in the nation. Gerald will be a great representative of the University of Arkansas both within the SEC and nationally."

UNIVERSITY OF ARKANSAS LEADERSHIP

The Board of Trustees of the University of Arkansas serve as the institution's governing body. The board is comprised of 10 trustees representing each of the state's four congressional districts. The president is the chief executive officer of the University of Arkansas System and reports to the Board of Trustees. Each campus has a chancellor as its chief executive officer, reporting directly to the president.

BOARD OF TRUSTEES



Donald R. Bobbitt
System President



Joseph E. Steinmetz
Chancellor



Ben Hyneman
Chairman
Jonesboro (2018)



Mark Waldrip
Vice Chairman
Moro (2020)



Morril Harriman
Secretary
Little Rock (2024)



Kelly Eichler
Assistant Secretary
Little Rock (2026)

**CAMPUS LEADERSHIP
FAYETTEVILLE EXECUTIVE COMMITTEE**

Joseph E. Steinmetz
Chancellor

Jim Coleman
Provost and Executive Vice Chancellor
for Academic Affairs

Laura Jacobs
Associate Vice Chancellor and Chief of Staff

Bill Kincaid
Associate General Counsel

Jeff Long
Vice Chancellor for Intercollegiate Athletics

Randy Massanelli
Vice Chancellor for Governmental Relations

Tim O'Donnell
Vice Chancellor for Finance & Administration

Marcia Overby
Associate Vice Chancellor for Administration

Mark Power
Vice Chancellor for Advancement

Charles Robinson
Vice Chancellor for Student Affairs

**A MESSAGE FROM THE CHANCELLOR,
JOSEPH E. STEINMETZ**

Bud Walton Arena has a well-deserved reputation for being a tough place to play for visiting teams. Coach Anderson and his team deserve most of the credit, but you deserve some, too, because your LOUD and energetic support makes winning here a daunting task for opposing teams. So let's do our best to keep our home court advantage alive this year by cheering on the Hogs.

At the University of Arkansas, we're extremely proud of Razorback athletics and our student athletes. Our athletics department is perennially recognized as being among the top 25 departments in the country.

Last spring, our student athletes also had a combined GPA of 3.25 – the 15th consecutive semester the department exceeded 3.0. More importantly, an average of 100 student-athletes are now graduating from the university every year, giving Razorback athletics a graduation success rate of 78% - its highest ever.

I am very proud of the fact that our student-athletes excel in academics as well as in athletics – and you should be proud, too. After all, you're helping to make it happen.

On behalf of the University of Arkansas, thank you for your support of our students, faculty, and staff. We couldn't do it without you.

Go Hogs!
Dr. Joe Steinmetz
Chancellor



David H. Pryor
Fayetteville (2019)



John Goodson
Texarkana (2021)




Stephen Broughton, M.D.
Pine Bluff (2022)



C.C. "Cliff" Gibson III
Monticello (2023)



Sheffield Nelson
Little Rock (2025)



Tommy Boyer
Fayetteville (2027)



JEFF LONG

VICE CHANCELLOR AND DIRECTOR OF ATHLETICS

Entering his 10th full year as Vice Chancellor and Director of Athletics, Jeff Long has helped transform the University of Arkansas' Department of Intercollegiate Athletics into one of the most successful and mission driven programs in the country. Long, the 2015 *SportsBusiness Journal* (SBJ) and *SportsBusiness Daily* (SBD) Athletic Director of the Year, leads a program that encompasses 19 sports and more than 460 student-athletes.

Long has focused every aspect of the Razorback program on achieving the mission of developing student-athletes to their fullest potential through intercollegiate athletics. In the process, he has also emerged as a nationally respected leader within intercollegiate athletics and an influential voice on issues pertaining to student-athletes and their collegiate experience.

Long served as the inaugural College Football Playoff selection chairman for the 2014 and 2015 seasons and remains a member of the selection committee through 2017. He was recently named to the NCAA Division I Football Oversight Committee and continues to serve as the athletics director representative on the Southeastern Conference's Executive Committee.

Even while representing his institution and the state in some of the most prestigious leadership positions in college sports, Long has guided the Razorback program to unprecedented success. In Long's tenure, Arkansas has captured 34 conference championships and advanced to 139 postseason competitions, including the school's first Bowl Championship Series appearance in football and national titles at the 2013 NCAA Men's Indoor and the 2015 NCAA Women's Indoor Track and Field Championships and the 2016 NCAA Outdoor Track and Field Championships.

In 2016-17, Arkansas finished No. 20 in the Learfield Directors Cup, marking the eighth Top 25 finish in the last 10 years. Arkansas scored points in 16 of its 19 sports, finishing second in the nation among programs with 19 or fewer sports. The Razorbacks added another six SEC crowns to their collection including a conference Triple Crown in women's cross country, indoor and outdoor track and field. Arkansas also advanced to the SEC Tournament Championship games in baseball, men's basketball and soccer.

In the classroom, the Razorbacks continue to set new standards including posting a school record student-athlete grade point average of 3.25. Arkansas led the conference in selections to the SEC Fall Academic Honor Roll, including a league high 39 football student-athletes.

Arkansas once again exceeded the national APR multi-year rate in all 19 sports, including posting its highest program average ever (977.8). The program's Graduation Success Rate was a record 78 percent and 100 current or former Razorback student-athletes added their names to Senior Walk as University of Arkansas graduates.

Student-athlete development has also been a priority. A \$10.65 million gift from the family of former Razorback and Dallas Cowboys owner Jerry Jones, the largest gift to athletics in more than two decades, transformed an already nationally recognized program into one that rivals any in the country. The Jerry and Gene Jones Family Student-Athlete Success Center is a 55,000 square foot facility dedicated to the development of more than 460 Razorback student-athletes.

Even before his appointment as the CFP Selection Committee's Chairman, Long's leadership and unwavering commitment to the student-athletes and maintaining integrity within intercollegiate athletics had not gone unnoticed. In 2013, Long was named as an Under Armour Athletics Director of the Year for the Football Bowl Subdivision. In 2012, Long was named a finalist for the SBJ/SBD Athletic Director of the Year. In the spring of 2012, the Donald W. Reynolds Foundation and longtime chairman Fred W. Smith made a combined gift of more than \$1.25 million to the program in recognition of Long's leadership of Razorback Athletics.



The Long family (left-right): Christina, Fanny, Jeff and Stephanie.

A member of the Chancellor's Executive Committee, Long is helping to chart the course for the future of higher education at the University of Arkansas while integrating Razorback Athletics into the campus community. Arkansas is one of less than 25 institutions in the nation to have a financially self-sustaining athletics department. Razorback Athletics receives no state funding and does not collect a student fee. In fact, the department routinely gives millions of dollars each year to support other campus academic programs.

In each of the past seven years, Razorback Athletics has transferred funds totaling more than \$1 million to support the university's academic mission. For 2017-18, the department's total support of university and student programs and initiatives will include more than \$3.5 million in direct funding of academic programs including financial support for Champions Hall, a classroom and laboratory building, serving the entire University of Arkansas student population.

Long was selected to replace legendary athletic director and former Razorback football coach Frank Broyles and even before he officially took the reins on Jan. 1, 2008, Arkansas announced that it would combine its previously independent men's and women's athletic programs. Long adeptly blended the athletic programs into one unified department and established a new administrative structure.



Under Long's leadership, the program has fortified its financial standing ensuring more support for the development of student-athletes. As economic indicators were beginning to point toward challenging economic times, Long signed Arkansas to a decade long deal with IMG College to form Razorback Sports Properties that guaranteed the Razorback program \$73 million. Long also negotiated an extensive all sports apparel and footwear agreement with NIKE, Inc. for all 19 Razorback sports programs.

In 2010, Long moved to help meet the growing financial needs of fielding a nationally competitive all sports program. The athletic department launched the "Answer the Call" campaign through the Razorback Foundation which resulted in more than 2,600 new members and helped generate more than \$6.5 million in additional support for Razorback student-athletes.

With an eye towards the future, Long commissioned a comprehensive plan to assess the future facility needs of the program. Unveiled in October 2011, the Razorback Athletic Facilities Master Plan provided a vision and the road map for \$320 million of facility renovations and additions that will help all 19 Razorback sports remain competitive in the SEC and nationally over the next 30 years.

Projects already completed as part of the plan include the Fred W. Smith Football Center, the Fowler Family Baseball and Track Training Center, extensive renovations of the George Billingsley Tennis Center, John McDonnell Field (outdoor track and field), Razorback Field (soccer) and the Fred W. Smith and Mary B. Smith Golf Training Facility. In the fall of 2015, a Basketball Performance Center and the Jerry and Gene Jones Family Student-Athlete Success Center opened to Razorback student-athletes.

Construction is already underway on the next chapter in the storied history of the Home of the Razorbacks, a \$160 million Donald W. Reynolds Razorback Stadium and North End Zone Addition. The project will enhance the game day experience for all Razorback fans with a south end video board, a full 360 degree stadium concourse, new suites and club seats as well as new stadium entrances. The additional video board will be ready for the 2017 season with the completion of the full project prior to the 2018 season. No university funds, state funds or student fees will be required to complete the project.

According to a recent economic impact study, Razorback Athletics will have an estimated economic impact of more than \$1 billion in five years. The study estimated Razorback Athletics generates \$162.7 million annually to the region's economy. In addition, recent athletic construction has generated another \$110.9 million for the region. The Donald W. Reynolds Razorback Stadium Renovation and North End Zone Addition is projected to have an estimated economic impact of \$262.4 million.

A veteran administrator with a track record of the highest commitment to the concept of "student-athlete," Long has had more than two decades experience in athletic administration at the Division I level including at the University of Pittsburgh, University of Oklahoma, University of Michigan, Virginia Tech University, Eastern Kentucky University and Rice University. Long also understands the coach's perspective from time spent in coaching staff positions at Duke University, University of Michigan and North Carolina State University.

His experience as an athletic director and administrator in five of the six Bowl Championship Series conferences – the Big 12, Big Ten, Big East, Atlantic Coast and SEC – gives Long a uniquely informed perspective on intercollegiate athletics.

On the forefront of NCAA governance, Long has previously served on the NCAA Management Council, the NCAA's Sports Wagering Task Force, the NCAA Championships/Sports Management Cabinet and as a member of the Executive Committee of the Division I-A Athletic Directors' Association.

Prior to assuming his current roles at Arkansas, Long served for four years as the athletic director at the University of Pittsburgh. Long redefined Pitt athletics, most notably through the "Quest for Excellence" campaign that raised nearly \$34 million to enhance the student-athlete experience. During his tenure, the program was selected No. 17 in the nation in the 2006 Sports Illustrated on Campus' All-Sport Rankings.

Before arriving at Pitt, Long was senior associate athletic director at Oklahoma for two and a half years overseeing external affairs for the Sooners. In addition, Long was the primary administrator for the Sooners' highly successful football and men's basketball programs, along with sport supervision of baseball, wrestling and both golf teams.

Long's first appointment as a director of athletics was at Eastern Kentucky where he served for two and a half years. Prior to Eastern, Long had a brief stay with Virginia Tech as an associate athletics director.

He began his career in college athletic administration at Michigan, hired by legendary coach and athletics director, the late Bo Schembechler. During his seasons with the Wolverines, Long was promoted through a series of posts to the position of associate athletics director.

A former two-sport athlete at Ohio Wesleyan, Long earned seven varsity letters for the Bishops in football and baseball before completing his degree in economics in 1982. He started his post-graduate career in athletics working on head coach Tom Reed's staff as a graduate assistant football coach at the cradle of coaches, Miami University of Ohio. Long earned his master's in education at Miami in 1983, moving on to football staff positions at Rice, Duke and N.C. State prior to joining Michigan.

An Ohio native from Kettering, Long is married to the former Fanny Gellrich of Ann Arbor, Mich. The Longs have two daughters, Stephanie and Christina. In spring 2016, Stephanie graduated Summa Cum Laude with two degrees from the Fulbright College of Arts and Sciences. She is currently enrolled in graduate school at the University of Arkansas. Christina is a freshman journalism student at the University of Missouri.



Jeff Long presents former Arkansas head coach and Naismith Basketball Hall of Famer Nolan Richardson a replica of his banner unveiled Feb. 24, 2015, at Bud Walton Arena.



» ADMINISTRATION



JEFF LONG
Vice Chancellor &
Director of Athletics



JULIE CROMER-PEOPLES
Senior Associate AD
Administration & Sport
Programs/SWA



MATT TRANTHAM
Senior Associate AD
Internal Operations



JON FAGG
Senior Associate AD
Development & Administration



CLAYTON HAMILTON
Senior Associate AD
Business Operations & CFO



CHRIS FREET
Senior Associate AD
External Operations &
Strategic Communications



DERITA RATCLIFFE
Senior Associate AD
Student-Athlete Experience
& Administration



CHRIS POHL
Associate AD
Event Management
& Sport Administration



CHARLES SMALL
Associate AD
Academic Services



KEVIN TRAINOR
Associate AD
Public Relations



TRACEY STEHLIK
Associate AD
Compliance



JUSTIN MALAND
Associate AD
Facilities



ELVIS MOYA
Associate AD
Marketing & Fan Development



PATRICK PIERSON
Assistant AD
Communications



MARK TAURISANI
Assistant AD
Football Operations



MICHELLE GLOVER
Assistant AD
Broadcast Services



JOHN GOURLAY
Assistant AD
Development



MATT MCCOY
Associate General Counsel



AARON PARRIS
Assistant AD
Ticket Operations



SCOTT SARGENT
Assistant AD
Facilities



CHARLIE ARVISO
Assistant AD
Ticket Sales



DAVE VAN HORN
Baseball
16th Season



MIKE ANDERSON
Men's Basketball
7th Season



MIKE NEIGHBORS
Women's Basketball
1st Season



CHRIS BUCKNAM
Men's Cross Country
Track & Field
10th season



LANCE HARTER
Women's Cross Country
Track & Field
28th season



BRET BIELEMA
Football
5th season



BRAD McMAKIN
Men's Golf
12th season



SHAUNA TAYLOR
Women's Golf
11th season



MARK COOK
Gymnastics
16th season



COLBY HALE
Women's Soccer
6th season



COURTNEY DEIFEL
Softball
3rd season



NEIL HARPER
Swimming & Diving
2nd season



ANDY JACKSON
Men's Tennis
5th season



MICHAEL HEGARTY
Women's Tennis
15th season



JASON WATSON
Volleyball
2nd season



» SUPPORT STAFF



MARK POWELL
Team Physician



DAVID BEALL
Communications



MARCUS JENNINGS
Equipment



JACOB HOOPS
Academics



JT GERÉN
Marketing



BRYCE DANIELS
Strength & Conditioning



RYAN ORR
Strength & Conditioning



BRENT HULL
Communications



KERI GALLEGAS
Office Assistant



SIERRA HERNANDEZ
Office Assistant





ABOUT THE FOUNDATION

The mission of the Razorback Foundation Inc. is to support the athletic endeavors of the University of Arkansas. The Foundation assists our student-athletes by providing financial support for scholarships, facilities and various programs that enable them to realize their dreams of achieving a quality college education while participating in athletics on a nationally competitive level.

WHY WE NEED YOUR HELP

Through contributions from our members, we are able to provide scholarship support for more than 460 student-athletes, funding for facility enhancements and financial assistance to other programs designed to elevate student-athletes and Arkansas Athletics.

Being an active Foundation member is not only an investment in our athletic program and in the athletic and academic success of our student-athletes, it also unlocks many special benefits to you. Those include priority access to season tickets, single-game tickets, parking, priority points, membership thank you packet, invitations to exclusive member-only events plus more!

JOIN TODAY!

There is no better way to support Razorback Athletics than to contribute to the Razorback Foundation Annual Fund. Your gift, no matter the size, will significantly impact the life of every Razorback student-athlete. Several membership levels are available and you may designate your gift(s) to football, men's basketball, baseball, men's Olympic sports and/or women's sports. Gifts may be made outright or via automatic payment plans. The Foundation also offers a Collegiate Membership for current University of Arkansas students as well as a Young Alumni Program for recent graduates.

For more information about membership levels, benefits and other giving opportunities, please contact us at 877-436-0013 or gohog@razorbackfoundation.com. More information may be found at razorbackfoundation.com.



SCOTT VARADY
Executive Director
& General Counsel



BILLYE VETETO
Chief Financial Officer



JOHN MATSKO
Senior Associate
Director



MARVIN CASTON
Senior Director of
Development



TERRY PRENTICE
Associate Director
of Development



SUSIE SHINN
Director of Development



MICA STROTHER
Director of Development



HUNTER SAGELY
Assistant Director
of Development



DEAN WEBER
Assistant Director
of Development



CASSY JULICH
Special Events
Coordinator



CHARLOTTE FAUCETTE
Member Relations



JACKIE ROLLINS
Member Relations/
Assistant to the
Executive Director



DEBBIE SCOGGIN
Member Relations



JULIA WOODS
Member Relations



HAROLD HORTON
Executive Director
Emeritus



NORM DeBRIYN
Director of Development



IT MEANS MORE
**CALLIN' THE
HOGS.**



IT JUST MEANS MORE.™

SECSports.com #ItJustMeansMore



Mardracus Wade



Trey Thompson



Kikko Haydar



Dusty Hannahs



Rickey Scott



Coty Clarke



Alandise Harris



Keaton Miles



Willy Kouassi



Anthlon Bell



Jabril Durham

18

GRADUATES

Arkansas has seen 18 current or former players graduate in the last 4 years.



Moses Kingsley




Ronnie Brewer




Fred Gulley



Manuale Watkins



Lee Mayberry

























Kareem Reid



Gary Ervin

*Trey Thompson has already participated in commencement and is scheduled to complete his degree in December.

2017-18 RAZORBACK SCHEDULE

 ASU FEB* 10 7:30PM	 Ark JAN* 17 6:00PM	 TR DEC† 16 7:00PM	 OU NOV. 23 4:00PM	 ULM OCT. 27 7:00PM
 DeMis FEB* 13 6:00PM	 DeMis JAN* 20 2:30PM	 JRU DEC 19 7:00PM	 MS NOV. 24 TBA	 SWT NOV. 3 7:00PM
 ATM FEB* 17 3:00PM	 GA JAN* 3 5:30PM	 OU DEC 27 7:00PM	 PK80 NOV. 26 TBA	 BR NOV 10 7:00PM
 HK FEB* 20 8:00PM	 OSU JAN* 27 5:00PM	 ET DEC* 30 TBA	 STATE JAN* 22 8:00PM	 UT DEC 22 6:30PM
 WKU FEB* 24 5:00PM	 ALM JAN* 30 8:00PM	 IAI JAN* 6 5:00PM	 LSU FEB* 3 2:30PM	 LSU JAN* 10 8:00PM
 SEC MAR* 7-11 TBA	 SEC MAR* 3 5:00PM	 SEC FEB* 9 5:45PM	 SEC JAN* 13 5:00PM	 SEC NOV 17 7:00PM

AWAY GAMES * SEC GAMES • EXHIBITION GAMES † LITTLE ROCK, AR • PK80 TOURNAMENT | PORTLAND, OR • SEC/BIG12 CHALLENGE ALL HOME GAMES ARE PLAYED AT BUD WALTON ARENA IN FAYETTEVILLE, AR

